Monday, March 4, 2019
5:30 PM

CITY COUNCIL AGENDA

I. Call to Order

1. Roll Call
2. Pledge of Allegiance

II. Appearance of Citizens

Policy relative to Appearance of Citizens:
A 15 minute time period is provided for citizens to appear and express their views before the City Council. Each citizen who appears will be limited to 3 minutes. No immediate response will be given by City Council or City staff members. Citizens are to give their documents to the Police Officer for distribution to the Council.

III. Approval of Minutes

Approval of Minutes of February 4, 2019 City Council Meeting

IV. Unfinished Business

V. New Business

1. Resolution Authorizing Action Regarding Unsafe Structures
2. Public Hearing on the Annual Appropriations Ordinance for Fiscal Year 2019
3. Resolution Accepting The Bids And Authorizing The Execution of Purchase Orders For Furnishing Ammunition To The Decatur Police Department
4. Resolution Accepting the Bid and Authorizing the Execution of a Contract with Burdick Plumbing & Heating Co., Inc. for 2019 Annual Water Main Replacement Project, Fairlawn Neighborhood, City Project 2019-10
5. Resolution Accepting the Bid and Authorizing the Execution of a Contract with Kinney Contractors, Inc. for 2019 Annual Valve & Hydrant Replacement Project, Various Locations, City Project 2019-23
6. Resolution Authorizing Amendment #1 to Local Public Agency Agreement for Federal Participation with the State of Illinois to Improve the Mound Road West and Middle Bridges over Spring Creek, Structures 058-3035 and 058-3036, Section No. 17-00706-00-BR, City Project 2017-06
7. Ordinance Donating Permanent Easement to the County of Macon for Reas Bridge Road (County Highway 24) Crossing at Lake Decatur for Highway Purposes
8. Resolution Authorizing Agreements Regarding Permanent Easement for

Macon County, Illinois, Reas Bridge Road (County Highway 24) Project for Highway Purposes

9. Repeal of Ordinance 2019-01 Rezoning Property from B-2 Commercial District to M-1 Intense Commercial-Light Industrial District 3373 North Woodford Street

10. Ordinance Rezoning Property from B-2 Commercial District to M-1 Intense Commercial-Light Industrial District 3373 North Woodford Street

11. Ordinance Amending PD Planned Development District Generally Bounded by East Marietta Street, North Water Street, East Wabash Avenue and Martin Luther King Jr. Drive Community Care Campus

12. Ordinance Granting a Non-Conforming Use Permit to Re-Establish Transitional Housing Use Within the M-2 Heavy Industrial District at 2175 East Pershing Road Decatur Transitional Housing Complex (DTHC)

13. Consent Calendar: Items listed under the Consent Calendar are considered to be routine and will be enacted by one motion and one vote. If separate action is desired on any item, it will be removed from the Consent Calendar and considered separately.

    A. Resolution Approving Reappointments - Zoning Board of Appeals

    B. Resolution Approving Reappointments - Plan Commission

    C. Resolution Approving Reappointment - Firemen's Pension Fund Board of Trustees

    D. Receiving and Filing of Minutes of Boards and Commissions

VI. Other Business

VII. Recess to Study Session

Procurement of New Buses for Decatur Public Transit System

Decatur Public Library Parking Lot Improvements

VIII. Recess to Closed Executive Session

Recess to Closed Executive Session Under Open Meetings Act Section 2 (c) (2) for the Purpose of Discussing Collective Negotiating Matters Between the Public Body and Its Employees or their Representatives and (c) (6) the Setting of a Price for Sale or Lease of Property Owned by the Public Body.

IX. Adjournment

Monthly Reports for January, 2019

Treasurer's Financial Report

CITY COUNCIL MINUTES
Monday, February 4, 2019

On Monday, February 4, 2019, the City Council of the City of Decatur, Illinois, met in Regular Meeting at 5:30 p.m., in the Council Chambers, One Gary K. Anderson Plaza, Decatur, Illinois.

Mayor Julie Moore Wolfe presided, together with her being Council members Lisa Gregory, David Horn, Chuck Kuhle, Pat McDaniel, Dana Ray and Bill Faber were present. Mayor Julie Moore Wolfe declared a quorum present.

Interim City Manager Billy Tyus attended the meeting as well.

Mayor Julie Moore Wolfe led the Pledge of Allegiance.

This being the time set aside for Appearance of Citizens and there being none; Mayor Julie Moore Wolfe called for approval of the minutes.

The minutes of the January 22, 2019 City Council meeting were presented. Councilman Pat McDaniel moved the minutes be approved as written; seconded by Councilwoman Dana Ray and on call of the roll, Council members Lisa Gregory, David Horn, Pat McDaniel, Dana Ray, Bill Faber and Mayor Julie Moore Wolfe voted aye. Councilman Chuck Kuhle abstained from the vote. Mayor Julie Moore Wolfe declared the motion carried.

With there being no unfinished business; Mayor Julie Moore Wolfe called for New Business.

R2019-18 Resolution Authorizing Agreement and Appointing Interim City Manager, was presented. Councilman Pat McDaniel moved the Resolution do pass; seconded by Councilwoman Dana Ray.

Upon call of the roll, Council members Lisa Gregory, David Horn, Chuck Kuhle, Pat McDaniel, Dana Ray, Bill Faber and Mayor Julie Moore Wolfe voted aye. Mayor Julie Moore Wolfe declared the motion carried.

R2019-19 Resolution Accepting the State of Illinois Bid Price of Morrow Brothers Ford, Inc., for the Purchase of One (1) 2019 Ford Pickup Truck, was presented. Councilman Pat McDaniel moved the Resolution do pass; seconded by Councilwoman Dana Ray.

Upon call of the roll, Council members Lisa Gregory, David Horn, Chuck Kuhle, Pat McDaniel, Dana Ray, Bill Faber and Mayor Julie Moore Wolfe voted aye. Mayor Julie Moore Wolfe declared the motion carried.

2019-03 Ordinance Annexing Territory-2834 South Forest Crest Road, was presented. Councilman Pat McDaniel moved the Ordinance do pass; seconded by Councilwoman Dana Ray.

Upon call of the roll, Council members Lisa Gregory, David Horn, Chuck Kuhle, Pat McDaniel, Dana Ray, Bill Faber and Mayor Julie Moore Wolfe voted aye. Mayor Julie Moore Wolfe declared the motion carried.

R2019-20 Resolution to Appropriate Additional Motor Fuel Tax Funds to Pay the City's Portion to Improve the Mound Road / Spring Creek West and Middle Bridges, Structures 058-3035 and 058-3036, was presented. Councilman Pat McDaniel moved the Resolution do pass; seconded by Councilwoman Dana Ray.

Public Works Director Matt Newell reported that the city is requesting additional federal funding which could add an extra $100,000 to the project.

Councilman Bill Faber pointed out that some residents were disappointed when council approved using local motor fuel tax revenue to make way for the Love's project.

John Phillips Jr. agreed with Councilman Bill Faber's comments.

Upon call of the roll, Council members Lisa Gregory, David Horn, Chuck Kuhle, Pat McDaniel, Dana Ray, Bill Faber and Mayor Julie Moore Wolfe voted aye. Mayor Julie Moore Wolfe declared the motion carried.

R2019-21 Resolution Accepting the State of Illinois Bid Price of Morrow Brothers Ford Inc., for the Purchase of One (1) 2018 Ford SUV Explorer, was presented. Councilman Pat McDaniel moved the Resolution do pass; seconded by Councilwoman Dana Ray.

Upon call of the roll, Council members Lisa Gregory, David Horn, Chuck Kuhle, Pat McDaniel, Dana Ray, Bill Faber and Mayor Julie Moore Wolfe voted aye. Mayor Julie Moore Wolfe declared the motion carried.

R2019-22 Resolution Authorizing Support of a Low Income Housing Tax Credit Application by Greenwood Preservation, LLC, with Illinois Housing Development Authority for the Renovation of Greenwood Manor Apartments, was presented. Councilman Pat McDaniel moved the Resolution do pass; seconded by Councilwoman Dana Ray.

Ken Nuernberger with ND Consulting Group was present to answer questions from Council. Mr. Nuernberger reported that if the application is approved by the Illinois Housing Development Authority a number of improvements are planned: fire sprinkler system, energy efficient windows and lighting, security cameras, and new elevator towers.

Marty Watkins reported that he is in support of the project.

Upon call of the roll, Council members Lisa Gregory, David Horn, Chuck Kuhle, Pat McDaniel, Dana Ray, Bill Faber and Mayor Julie Moore Wolfe voted aye. Mayor Julie Moore Wolfe declared the motion carried.

Resolution Accepting the Bid and Authorizing the Execution of a Contract with Christy-Foltz, Inc. for Lake Office Parking and Pier Improvement, City Project 2018-36, was presented.

Interim City Manager Billy Tyus reported that at this time there are no plans for the Decatur Park District to contribute to the project.

Councilman Pat McDaniel moved to table the item until negotiations are made with the Decatur Park District; seconded by Councilwoman Dana Ray.

Upon call of the roll, Council members Lisa Gregory, David Horn, Pat McDaniel, Dana Ray, Bill Faber and Mayor Julie Moore Wolfe voted aye. Councilman Chuck Kuhle voted nay. Mayor Julie Moore Wolfe declared the item tabled.

R2019-23 Resolution Authorizing the Expenditure of Funds for ITRON Analytics Hosting Services, was presented. Councilman Pat McDaniel moved the Resolution do pass; seconded by Councilwoman Dana Ray.

Councilman Chuck Kuhle believes that the increase is too high.

Upon call of the roll, Council members Lisa Gregory, David Horn, Pat McDaniel, Dana Ray, Bill Faber and Mayor Julie Moore Wolfe voted aye. Councilman Chuck Kuhle voted nay. Mayor Julie Moore Wolfe declared the motion carried.

R2019-24 Resolution Authorizing Real Estate Contract for Property Located in the 200-300 Blocks of East Orchard Street, the 200-300 Blocks of East Marietta Street and the 1000 Block of North Warren Street in the Wabash Crossing Redevelopment Area, was presented. Councilman Pat McDaniel moved the Resolution do pass; seconded by Councilwoman Dana Ray.

Attorney Andrew Weatherford was present to answer questions from Council.

Upon call of the roll, Council members Lisa Gregory, David Horn, Chuck Kuhle, Pat McDaniel, Dana Ray, Bill Faber and Mayor Julie Moore Wolfe voted aye. Mayor Julie Moore Wolfe declared the motion carried.

R2019-25 Resolution Authorizing Real Estate Contract for Property Located in the 2000 Block of South Imboden Court, was presented. Councilman Pat McDaniel moved the Resolution do pass; seconded by Councilwoman Dana Ray.

Interim City Manager Billy Tyus addressed concerns of Akeem Topps, owner of A-Team Bootcamp and CICD President Kevin Kehoe and reported that the real estate contract states that operations shall be allowed to continue for at least 12 months. Interim City Manager Billy Tyus

stated that the city can provide relocation site assistance to the existing businesses at the Incubator.

Attorney Andrew Chiligiris was present to answer questions from Council.

Upon call of the roll, Council members Lisa Gregory, David Horn, Chuck Kuhle, Pat McDaniel, Dana Ray, Bill Faber and Mayor Julie Moore Wolfe voted aye. Mayor Julie Moore Wolfe declared the motion carried.

Mayor Julie Moore Wolfe called for Other Business.

Mayor Julie Moore Wolfe and Council thanked Interim City Manager Billy Tyus for his service and dedication to the City of Decatur and wished him well.

With no other business, Mayor Julie Moore Wolfe called for Recess to Closed Executive Session under Section 2 Open Meetings Act (c)(1) for the purpose of discussing the appointment, employment, compensation, discipline, performance or dismissal of specific employees of the public body and (c)(5) the purchase or lease of real property for the use of the public body. Councilman Pat McDaniel moved to Recess to Closed Executive Session; seconded by Councilwoman Dana Ray.

Upon call of the roll, Council members Lisa Gregory, David Horn, Chuck Kuhle, Pat McDaniel, Dana Ray, Bill Faber and Mayor Julie Moore Wolfe voted aye voted aye. Mayor Julie Moore Wolfe declared the motion carried.

Council returned to the regular Council meeting following Closed Executive Session. Councilman Pat McDaniel moved the regular Council meeting be adjourned; seconded by Councilwoman Dana Ray. All were in favor by voicing no objections.

Mayor Julie Moore Wolfe declared the regular Council meeting adjourned at 6:55 pm.

Approved _____
Kim Althoff
City Clerk

Economic & Community Development

DATE: 3/4/2019

MEMO: No. 19-09

TO: Honorable Mayor Julie Moore Wolfe and City Council

FROM: Wendy Morthland, Interim City Manager
Raymond Lai, Director, Economic and Community Development
Susan Kretsinger, Neighborhood Inspections Administrator

SUBJECT: Resolution Authorizing Action Regarding Unsafe Structures

SUMMARY RECOMMENDATION:
This is the second step, after the posting of a structure as unfit, which initiates the demolition process. City staff recommends approval.

BACKGROUND: This is the beginning of the process seeking court-ordered demolition of unsafe and abandoned structures throughout the community.

POTENTIAL OBJECTIONS: None anticipated at this time.

INPUT FROM OTHER SOURCES: Legal Department staff.

STAFF REFERENCE: Any questions may be forwarded to Ray Lai at 217-424-2727 (rlai@decaturil.gov) or Susan Kretsinger at 217-450-2347 (skretsinger@decaturil.gov).

BUDGET/TIME IMPLICATIONS:
This list of demolitions could be funded by grants potentially. This action can vary, but is usually completed in 6 months from initiating the case, unless the case is contested through the courts.

ATTACHMENTS:

Description	Type
Resolution	Resolution Letter
Supporting Documentation	Backup Material

RESOLUTION NO. R_____

RESOLUTION AUTHORIZING ACTION REGARDING UNSAFE STRUCTURES

---

232 N. 16th	**1130 W. Forest**	**1626 E. North**
305 W. Burtschi Ct.	**889 W. Grand**	**2321 E. North**
1608 E. Cantrell	**1285 W. Grand**	**2417 E. North**
727 N. Carolina	**1277 W. Green**	**2469 E. North**
605 E. Center	**1281 W. Green**	**874 W. Packard**
653 W. Center	**937 W. King**	**875 W. Packard**
1209 N. Church	**969 W. King**	**2349 E. Prairie**
1440 N. Church	**1617 E. Lawrence**	**2509 E. Prairie**
909 N. College	**820 S. Maffit**	**1164 N. Union**
1639 N. College	**2077 E. Main**	**1384 N. Union**
1462 E. Condit	**1415 N. Main**	**1389 N. Union**
822 W. Decatur	**1617 N. Main**	**815 N. VanDyke**
239 N. East Ave.	**123 E. Marietta**	**915 W. View**
1704 N. Edward	**1408 N. Monroe**	**1601 E. William**
1721 N. Edward	**1412 N. Monroe**	**1736 E. William**
		605 W. Wood

WHEREAS, the Council of the City of Decatur, Illinois, has found and does hereby find that certain structures within the City located on premises at the addresses set forth above, are dangerous and unsafe, or are uncompleted or abandoned; and

WHEREAS, it is in the better interest of the general public health, safety and welfare that said structures be repaired or demolished.

NOW, THEREFORE, BE IT RESOLVED BY THE CITY COUNCIL OF THE CITY OF DECATUR, ILLINOIS:

Section 1. That the officers and employees of the City be, and they are hereby, authorized and directed to give such notice and to take such action as may be provided by law, including application for order of court, to cause said structures to be put in safe condition or, if not so repaired to be demolished.

PRESENTED AND ADOPTED this _____ day of March 2019.

_____
MAYOR

ATTEST:

_____
CITY CLERK

Council Memo March 4, 2019

Resolution Authorizing Action Regarding Unsafe Structures -

16th, 232 N. This property was posted as Unfit for Human Habitation in February 2017. The structure suffers from structural and foundation deterioration, moisture damage and incomplete or missing mechanical, plumbing and electrical. Gas, electric and water service have all been terminated.

Burtschi Ct., 305 W. This property was posted as Unfit for Human Habitation in June 2018. The structure suffered significant fire damage and was completely gutted. All mechanical, electrical and plumbing components have been removed. Gas, electric and water service have all been terminated.

Cantrell, 1608 E. This property was posted as Unfit for Human Habitation in December 2018. The structure was destroyed by a fire. Gas, electric and water service have all been terminated.

Carolina, 727 N. This property was posted as Unfit for Human Habitation in July 2016. The rear wall has fallen into the rear yard and the roof has collapsed. Gas, electric and water service have all been terminated.

Center, 605 E. This property was posted as Unfit for Human Habitation in January 2018. The front porch and roof area are collapsing. Gas, electric and water service have all been terminated.

Center, 653 W. This property was posted as Unfit for Human Habitation in March 2017. This structure suffers from significant roof and foundations deficiencies. Gas, electric and water service have all been terminated.

Church, 1209 N. This property was posted as Unfit for Human Habitation in December 2018. The property has significant fire damage. Gas, electric and water service have all been terminated.

Church, 1440 N. This property was posted as Unfit for Human Habitation in July 2014. There is significant roof and foundation deficiencies and electrical has been stripped from the structure. Gas, electric and water service have all been terminated.

College, 909 N. This property was posted as Unfit for Human Habitation in December 2018. All systems are failing or removed. Gas, electric and water service have all been terminated.

College, 1639 N. This property was posted as Unfit for Human Habitation in July 2015. This structure suffers from significant roof and foundations deficiencies. Gas, electric and water service have all been terminated.

Condit, 1462 E. This property was posted as Unfit for Human Habitation in December 2018. The property has significant fire damage. Gas, electric and water service have all been terminated.

Decatur, 822 W. This property was posted as Unfit for Human Habitation in February 2019. The property has significant fire damage. Gas, electric and water service have all been terminated.

East Ave., 239 N. This property was posted as Unfit for Human Habitation in July 2018. The property has significant fire damage. Gas, electric and water service have all been terminated.

Edward, 1704 N. This property was posted as Unfit for Human Habitation in October 2015. This structure suffers from significant roof and foundations deficiencies. Gas, electric and water service have all been terminated.

Edward, 1721 N. This property was posted as Unfit for Human Habitation in May 2015. This structure suffers from significant roof and foundations deficiencies. Gas, electric and water service have all been terminated.

Forest, 1130 W. This property was posted as Unfit for Human Habitation in January 2019. The roof is failing causing ceilings and floors to fail. Gas, electric and water service have all been terminated.

Grand, 889 W. This property was posted as Unfit for Human Habitation in June 2017. The property has significant structural defects and the foundation is failing. Gas, electric and water service have all been terminated.

Grand, 1285 W. This property was posted as Unfit for Human Habitation in December 2018. The property has significant structural defects and the foundation is failing. Gas, electric and water service have all been terminated.

Green, 1277 W. This property was posted as Unfit for Human Habitation in July 2018. The house has significant fire damage. Gas, electric and water service have all been terminated.

Green, 1281 W. This property was posted as Unfit for Human Habitation in October 2018. The house has significant lack of maintenance and lacks most plumbing, electrical and mechanical facilities. Gas, electric and water service have all been terminated.

King, 937 W. This property was posted as Unfit for Human Habitation in October 2017. The house has significant fire damage. Gas, electric and water service have all been terminated.

King, 969 W. This property was posted as Unfit for Human Habitation in March 2017. The house has significant interior fire damage. Gas, electric and water service have all been terminated.

Lawrence, 1617 E. This property was posted as Unfit for Human Habitation in October 2018. The interior of the property has suffered from significant lack of maintenance and is infested with rodents and insects. Gas, electric and water service are currently off.

Maffit, 820 S. This property was posted as Unfit for Human Habitation in January 2019. The majority of the roof has collapsed, most of the interior has been gutted. Gas, electric and water service have all been terminated.

Main, 2077 E. This property was posted as Unfit for Human Habitation in July 2018. The house has significant structure failure with the foundation wall almost completely missing. Gas, electric and water service are currently off.

Main, 1415 N. This property was posted as Unfit for Human Habitation in November 2016. This structure suffers from significant roof and foundations deficiencies. Gas, electric and water service have all been terminated.

Main, 1617 N. This property was posted as Unfit for Human Habitation in March 2014. The property has significant fire damage. Gas, electric and water service have all been terminated.

Marietta, 123 E. This property was posted as Unfit for Human Habitation in June 2018. The entire back wall of the structure is falling out. Gas, electric and water service have all been terminated.

Monroe, 1408 N. This property was posted as Unfit for Human Habitation in December 2018. The house has significant fire damage. Gas, electric and water service have all been terminated.

Monroe, 1412 N. This property was posted as Unfit for Human Habitation in February 2017. This structure suffers from significant roof and foundations deficiencies. Gas, electric and water service have all been terminated.

North, 1626 E. This property was posted as Unfit for Human Habitation in April 2017. There is a hole in the roof, the kitchen has been destroyed by vandals and there is significant damage throughout. Gas, electric and water service have all been terminated.

North, 2321 E. This property was posted as Unfit for Human Habitation in October 2016. The roof of this structure is failing causing extensive damage to the interior. Gas, electric and water service have all been terminated.

North, 2417 E. This property was posted as Unfit for Human Habitation in March 2015. The house has significant lack of maintenance and lacks most plumbing, electrical and mechanical facilities. Gas, electric and water service have all been terminated.

North, 2469 E. This property was posted as Unfit for Human Habitation in December 2018. The house has significant lack of maintenance and lacks most plumbing, electrical and mechanical facilities. Gas, electric and water service have all been terminated.

Packard, 874 W. This property was posted as Unfit for Human Habitation in January 2019. The house has significant fire damage. Gas, electric and water service have all been terminated.

Packard, 875 W. This property was posted as Unfit for Human Habitation in May 2017. The house has significant structure damage. Gas, electric and water service have all been terminated.

Prairie, 2349 E. This property was posted as Unfit for Human Habitation in July 2018. The interior of the property has suffered from significant lack of maintenance and is infested with rodents and insects. Gas, electric and water service are currently off.

Prairie, 2509 E. This property was posted as Unfit for Human Habitation in July 2017. The roof is deteriorated to the point moisture has damaged most interior surfaces. Gas, electric and water service have all been terminated.

Union, 1164 N. This property was posted as Unfit for Human Habitation in January 2019. The house has significant fire damage. Gas, electric and water service have all been terminated.

Union, 1384 N. This property was posted as Unfit for Human Habitation in September 2016. This structure suffers from significant roof and foundations deficiencies. Gas, electric and water service have all been terminated.

Union, 1389 N. This property was posted as Unfit for Human Habitation in August 2014. This structure suffers from significant roof and foundations deficiencies. Gas, electric and water service have all been terminated.

Van Dyke, 815 N. This property was posted as Unfit for Human Habitation in December 2016. The structure has significant lack of maintenance and lacks most plumbing, electrical and mechanical facilities. Gas, electric and water service have all been terminated.

View, 915 W. This property was posted as Unfit for Human Habitation in January 2018. There are significant structural deficiencies causing ceilings and floors to fail. Gas, electric and water service have all been terminated.

William, 1601 E. This property was posted as Unfit for Human Habitation in December 2018. The house has significant lack of maintenance and lacks most plumbing, electrical and mechanical facilities. Gas, electric and water service have all been terminated.

William, 1736 E. This property was posted as Unfit for Human Habitation in September 2018. The house has significant fire damage. Gas, electric and water service have all been terminated.

Wood, 605 W. This property was posted as Unfit for Human Habitation in February 2019. The property has significant fire damage. Gas, electric and water service have all been terminated.

SUBJECT: Public Hearing - 2019 Appropriation Ordinance

ATTACHMENTS:

Description	Type
Ordinance	Cover Memo
2019 Fiscal Year Annual Appropriations	Cover Memo

ORDINANCE NO. 2019 -

AN ORDINANCE APPROPRIATING MONIES FOR THE PURPOSE OF DEFRAYING THE EXPENSES OF SEVERAL DEPARTMENTS AND FUNDS OF THE CITY OF DECATUR, ILLINOIS FOR THE FISCAL YEAR BEGINNING JANUARY 1, 2019 AND ENDING DECEMBER 31, 2019, INCLUDING ALL OUTSTANDING CLAIMS AND OBLIGATIONS, AND FIXING A TIME WHEN THE SAME SHALL TAKE EFFECT

WHEREAS, it is necessary to pass this Ordinance in order to appropriate monies to defray the expenses of several departments and funds of the City of Decatur for the fiscal year beginning January 1, 2019 and ending December 31, 2019.

NOW, THEREFORE, BE IT ORDAINED BY THE COUNCIL OF THE CITY OF DECATUR, ILLINOIS, AS FOLLOWS:

SECTION 1. For the expenses of the City Government, its various departments and funds for the fiscal year ending December 31, 2019, the following sums of money, as set forth in the attached schedule, which is made a part hereof, are hereby appropriated and ordered set apart out of the funds hereinafter named, and for the purposes hereinafter specified, subject to the laws governing the same. The sums herein appropriated shall be deemed to include all expenditures authorized to be made in said year, unless otherwise expressly stipulated or provided by the laws.

SECTION 2. This Ordinance shall be in full-force and effect after its passage by the Council and approval by the Mayor.

PRESENTED and ADOPTED this 18th day of March 2019.

_____
Julie Moore-Wolfe, Mayor

ATTEST:

_____
City Clerk

City of Decatur, Illinois
2019 Fiscal Year
Annual Appropriation

Fund	Fund Name	2019 Budget Council Adopted Expense	2019 New Appropriations	2019 Total Appropration
10	**General Fund**			
	City General Administration Department			
	Operating Expense	1,876,136		1,876,136
	City General Administration Total	1,876,136		1,876,136
	Civic Center Department			
	Operating Expense	229,136		229,136
	Civic Center Total	229,136		229,136
	Economic & Community Development Department			
	Personnel Expense	2,014,764		2,014,764
	Operating Expense	382,951		382,951
	Economic & Comm Development Total	2,397,715		2,397,715
	Executive Department			
	Personnel Expense	576,421		576,421
	Operating Expense	113,468		113,468
	Executive Total	689,889		689,889
	Finance Department			
	Personnel Expense	1,429,617		1,429,617
	Operating Expense	265,641		265,641
	Finance Total	1,695,258		1,695,258
	Fire Department			
	Personnel Expense	17,655,742		17,655,742
	Operating Expense	2,037,762		2,037,762
	Fire Total	19,693,504		19,693,504
	Human Resources Department			
	Personnel Expense	396,124		396,124
	Operating Expense	160,628		160,628
	Human Resources Total	556,752		556,752
	Information Technology Department			
	Personnel Expense	1,082,356		1,082,356
	Operating Expense	822,047		822,047
	Information Technology Total	1,904,403		1,904,403
	Legal Department			
	Personnel Expense	764,472		764,472
	Operating Expense	127,880		127,880
	Legal Total	892,352		892,352

Fund	Fund Name	2019 Budget Council Adopted Expense	2019 New Appropriations	2019 Total Appropration
10	**General Fund (Cont.)**			
	Legislative Department			
	Personnel Expense	30,142		30,142
	Operating Expense	19,822		19,822
	Legislative Total	49,964		49,964
	Police Department			
	Personnel Expense	23,136,701		23,136,701
	Operating Expense	4,993,689		4,993,689
	Police Total	28,130,390		28,130,390
	Public Works Department			
	Personnel Expense	5,373,675		5,373,675
	Operating Expense	4,510,826		4,510,826
	Public Works Total	9,884,501		9,884,501
	Total General Fund	68,000,000		68,000,000
	Special Revenue Funds			
12	Economic Development	225,000		225,000
17	HOME Grant	874,373		874,373
18	CDBG Grant	2,756,561		2,756,561
22	DUATS Grant	227,263		227,263
25	Police State Drug Enforcement	400,000		400,000
26	Police DUI Enforcement	151,800		151,800
27	Police Lab & Programs	34,700		34,700
30	Police Federal Drug Enforcement	200,000		200,000
32	Fire Grants	100,000		100,000
33	Police Capital	1,577,846		1,577,846
34	Building Operations	2,337,738		2,337,738
35	City of Decatur Library	3,783,382		3,783,382
36	Municipal Band	95,256		95,256
37	Foreign Fire Insurance Tax	100,000		100,000
39	Police Justice Admin Grant	40,000		40,000
42	Local Roads & Streets	2,676,433		2,676,433
46	Motor Fuel Tax	2,720,826		2,720,826
47	Major Moves	7,669,010		7,669,010
49	Fire Capital	972,923		972,923
58	Library Capital	250,000		250,000
59	Library Trust	100,000		100,000
77	Fiber Optics	400,000		400,000
82	DCDF	143,000		143,000
83	Neighborhood Improvements	3,000		3,000
84	Community Revitalization	1,522,394		1,522,394
	Total Special Revenue Funds	29,361,505		29,361,505

Fund	Fund Name	2019 Budget Council Adopted Expense	2019 New Appropriations	2019 Total Appropration
	TIF Redevelopment Funds			
19	TIF Old Towne	1,475,700		1,475,700
20	TIF Southeast Plaza	550,000		550,000
21	TIF Wabash Crossing	610,524		610,524
23	TIF Eastgate	322,458		322,458
24	TIF South Side	10,300		10,300
28	TIF Pines Shopping	105,772		105,772
29	TIF Grand & Oakland	191,644		191,644
	Total TIF Redevelopment Funds	3,266,398		3,266,398
	Capital Funds			
40	PEG Capital	79,693		79,693
44	2018 Bond Project	7,723,190		7,723,190
45	Capital Project	175,538	800,000	975,538
	Total Capital Funds	7,978,421	800,000	8,778,421
	Debt Funds			
50	Debt Service	1,640,195		1,640,195
	Total Debt Service Funds	1,640,195		1,640,195
	Internal Service Funds			
60	Fleet Maintenance	2,849,652		2,849,652
61	Equipment Replacement	211,166		211,166
64	Risk Management	3,028,782		3,028,782
65	Employee Benefits	11,330,158		11,330,158
	Total Internal Service Funds	17,419,758		17,419,758
	Enterprise Funds			
70	Mass Transit Operations	8,345,136		8,345,136
78	Public Works Storm Water	3,780,683		3,780,683
79	Public Works Sewer	13,400,474		13,400,474
80	Public Works Water Operating	31,322,563		31,322,563
81	Public Works Water Capital	6,841,407		6,841,407
88	Recycling	665,251		665,251
89	Water Bond Construction	10,036,895		10,036,895
	Total Enterprise Funds	74,392,409		74,392,409
	Trust & Agency Funds			
90	Firefighters Pension	8,639,642		8,639,642
91	Police Pension	8,994,110		8,994,110
	Total Trust & Agency Funds	17,633,752		17,633,752
	Total City of Decatur	219,692,438	800,000	220,492,438

Police Department

DATE: 2/12/2019

MEMO: 19-2

TO: The Honorable, Mayor Julie Moore Wolfe
Council Members

FROM: Wendy Morthland, Interim City Manager
James E. Getz. Jr., Chief of Police

SUBJECT: Ammunition Purchase for the Decatur Police Department

SUMMARY RECOMMENDATION:
The purpose of this memorandum is to request the expenditure of funds to TJ Conevera's Inc and Kiesler Police Supply for the purchase of ammunition for the Decatur Police Department pursuant to the attached bid summary. It would be the recommendation of staff to authorize the execution of purchase orders as shown in Exhibit A.

BACKGROUND:
The Decatur Police Department purchases firearm ammunition on an annual basis for routine handgun range training and qualification, patrol rifle range training and qualification, Emergency Response Team firearm training, recruit firearm training and qualification, and for standard on-duty ammunition.

PRIOR COUNCIL ACTION:
Prior Council action has approved similar requests for prior years. Renewal in 2018 was approved under Council Resolution R2018-18.

POTENTIAL OBJECTIONS: None Anticipated

INPUT FROM OTHER SOURCES: None

STAFF REFERENCE: James E. Getz Jr., Chief of Police, 424-2745, jgetzjr@decaturil.gov; and Shane G. Brandel, Deputy Chief of Police, 424-2740, sbrandel@decaturil.gov

BUDGET/TIME IMPLICATIONS:

The purchase of ammunition is an annual budgeted expense. The actual delivery of ammunition can take several months, depending on current supplies by the manufacturers and vendors, as well as national demand.

ATTACHMENTS:

Description	Type
Resolution	Cover Memo
2019 Ammo Bid Summary	Backup Material

RESOLUTION NO. R2019-_____

RESOLUTION ACCEPTING THE BIDS AND AUTHORIZING THE EXECUTION OF PURCHASE ORDERS FOR FURNISHING AMMUNITION TO THE DECATUR POLICE DEPARTMENT

BE IT RESOLVED BY THE CITY COUNCIL OF THE CITY OF DECATUR, ILLINOIS:

Section 1. That the tabulation of the bids received for furnishing ammunition, presented herewith be, and it is hereby received, and placed on file.

Section 2. That the bids of bidders shown in Exhibit A be accepted and purchase orders be awarded accordingly.

Section 3. That the Purchasing Supervisor be, and is hereby, authorized and directed to execute a purchase order between the City of Decatur, Illinois and the bidders for their bid prices shown in Exhibit A.

PRESENTED, PASSED, APPROVED, AND RECORDED this Fourth day of March, 2019.

_____
JULIE MOORE WOLFE, MAYOR

ATTEST:

_____
KIM ALTHOFF, CITY CLERK

EXHIBIT A
PURCHASE RECOMMENDATION
DPD Ammunition Purchase –2019

Estimated No. of Rounds	Vendor	Unit Price	Total
3,000	TJ Conevera's	$0.240	$720.00
9,000	Kiesler Police Supply	$0.222	$1,966.50
156,000	TJ Conevera's	$0.138	$21,528.00
66,000	Kiesler Police Supply	$0.314	$20,697.60
4,000	Kiesler Police Supply	$0.713	$2,852.00

Total cost for ammunition from TJ Conevera's – $22,248.00
Total cost for ammunition from Kiesler Police Supply – $25,516.10

Ammunition Total: $47,764.10
Shipping (Kiesler Police Supply -- $150): $150.00

TOTAL COST: $47,914.10

BID SUMMARY
Ammunition Purchase – March 2019

Ammunition – 3,000 rds.

Ray O'Herron	$0.245/round
Kiesler Police Supply	$0.253/round
Kiesler Police Supply	$0.373/round
C.I. Shooting Sports, Inc.	$0.280/round
TJ Conevera's Inc.	$0.240/round

Ammunition – See Below

Ray O'Herron (8500 Rounds)	$0.235/round
Kiesler Police Supply (9000 Rounds)	$0.222/round
Kiesler Police Supply (9000 Rounds)	$0.222/round
C.I. Shooting Sports, Inc. (8300 Rounds)	$0.299/round
TJ Conevera's Inc.	No Bid

Ammunition – 156,000 rds.

Ray O'Herron	$0.180/round
Kiesler Police Supply	$0.206/round
Kiesler Police Supply	$0.233/round
C.I. Shooting Sports, Inc.	$0.175/round
TJ Conevera's Inc.	$0.138/round

Ammunition – 66,000 rds.

Ray O'Herron	No Bid
Kiesler Police Supply	$0.361/round
Kiesler Police Supply	$0.314/round
C.I. Shooting Sports, Inc.	$0.375/round
TJ Conevera's Inc.	No Bid

Ammunition – 4,000 rds.

Ray O'Herron	No Bid
Kiesler Police Supply	$0.713/round
C.I. Shooting Sports, Inc.	$1.32/round
TJ Conevera's Inc.	No Bid

Public Works

DATE: 2/20/2019

MEMO: 2019-12

TO: **Honorable Mayor Moore Wolfe and City Council Members**

FROM: **Wendy Morthland, Interim City Manager**
Matthew C. Newell, P.E., Public Works Director

SUBJECT:
Resolution Accepting the Bid and Authorizing the Execution of a Contract with Burdick Plumbing & Heating Co., Inc. for 2019 Annual Water Main Replacement Project, Fairlawn Neighborhood
City Project 2019-10

SUMMARY RECOMMENDATION: Please refer to the attached Council Memorandum No. 2019-12 and attachments related to the 2019 Annual Water Main Replacement Project, Fairlawn Neighborhood, City Project 2019-10.

ATTACHMENTS:

Description	Type
Council Memo for 2019 Annual Water Main Replacement	Cover Memo
Resolution for Contract Award Burdick Plb & Htg 2019 Water Main Replacement CP2019-10	Resolution Letter
Bid Tabulation - 2019 Annual Water Main Replacement	Backup Material
Location Map, Fairlawn Neighborhood	Backup Material

PUBLIC WORKS MEMORANDUM
No. 2019-12

DATE: **February 20, 2019**

TO: **Honorable Mayor Moore Wolfe and City Council Members**

FROM: **Wendy Morthland, Interim City Manager**
Matthew C. Newell, P.E., Public Works Director

SUBJECT: **Resolution Accepting the Bid and Authorizing the Execution of a Contract with Burdick Plumbing & Heating Co., Inc. for 2019 Annual Water Main Replacement Project, Fairlawn Neighborhood**
City Project 2019-10

SUMMARY RECOMMENDATION:

It is recommended by staff that the City Council approve the attached resolution accepting the bid and awarding the contract for the 2019 Annual Water Main Replacement Project, Fairlawn Neighborhood, City Project 2019-10, to Burdick Plumbing & Heating Co., Inc., as the lowest responsive and responsible bidder in the amount of $2,624,752, and that the Mayor be authorized to execute the contract, and the City Clerk to attest.

PRIOR COUNCIL ACTIONS:

The 2019 Capital Improvements Plan included an allocation of funds for this project.

The water main replacement project is an annual project issued by the City.

BACKGROUND:

Project Description
The 2019 Annual Water Main Replacement Project is focused in the Fairlawn Neighborhood area of the City. Water mains identified in need of replacement are prioritized by staff according to water main breaks and other increased operational maintenance needs. The water main will also be increased in diameter from 6” to 8” to meet current Illinois EPA and fire flowrate standards. The project includes the installation of new water mains, fire hydrants, valves, services and associated sitework in the Fairlawn neighborhood South of Grand St, East of Taylor Ave, North of King St, and West of Fairview Ave (see the attached map).

Public Letting Results
The project specifications were prepared by the Public Works Department. The project was advertised Wednesday, January 30, 2019, and bids were opened on Wednesday, February 20, 2019. The results from the letting are as follows:

Bidder	Bid Price	Compared to Engineer's Est. Over/-Under
Burdick Plumbing & Heating Co., Inc.	**$2,624,752.00**	**(-1.74%)**
Engineer's Estimate	$2,671,291.00	-----

Four contractors took out bid packages and one contractor submitted a bid proposal for the project. Burdick Plumbing & Heating Co., Inc. provided the only responsive and responsible bid at 1.74% below the Engineer's Estimate. The bid received is reasonable for the required work and previous year bids.

Burdick has successfully completed several projects for the City. Staff recommends that the City Council approve a contract with Burdick Plumbing & Heating Co., Inc. to perform the 2019 Annual Water Main Replacement Project.

MINORITY PARTICIPATION GOALS:

Contractors for City Projects shall comply with City Code Chapter 28, Article 10, "Minority Participation Goals for Public Works Contracts."

Contractors for City projects shall make a good faith effort to comply with the following minimum goals:

1. Ten (10) percent of the total dollar amount of the contract should be performed by Minority Business Enterprises (MBE) if subcontracting opportunities are available; and,
2. Eighteen (18) percent of the total hours worked should be performed by minority workers.

Burdick has provided documentation demonstrating that they will meet the City's 10% MBE subcontractor goal.

SCHEDULE:

Work on this project is expected to begin in March with a completion date of December 20, 2019.

BUDGET/TIME IMPLICATIONS:

Budget Impact: Funding for this project is allocated in the Water Non-Lake Capital Fund which is supported by water billing fees. The total project cost is $2,624,752.

Staff Impact: Staff has allocated time to manage this project.

POTENTIAL OBJECTION: There are no known objections to this resolution or bid award.

INPUT FROM OTHER SOURCES: None

STAFF REFERENCE: Matt Newell, Public Works Director and Paul Caswell, City Engineer. Matt Newell will be in attendance at the City Council meeting to answer any questions of the Council on this item.

LEGAL REVIEW: The project plans and specifications were reviewed and approved by Legal Counsel on January 3, 2019.

This memorandum was written by Paul Caswell, P.E., City Engineer.

Attach: 3

RESOLUTION NO. _____

RESOLUTION ACCEPTING THE BID AND AUTHORIZING THE EXECUTION OF A CONTRACT WITH BURDICK PLUMBING & HEATING CO., INC. FOR 2019 ANNUAL WATER MAIN REPLACEMENT PROJECT, FAIRLAWN NEIGHBORHOOD CITY PROJECT 2019-10

BE IT RESOLVED BY THE CITY COUNCIL OF THE CITY OF DECATUR, ILLINOIS:

Section 1. That the tabulation of bids received for City Project 2019-10, 2019 Annual Water Main Replacement Project, Fairlawn Neighborhood, and presented to the Council herewith, be received and placed on file.

Section 2. That the bid of Burdick Plumbing & Heating Co., Inc., in the amount of $2,624,752 be, and it is hereby, accepted and a contract awarded, accordingly.

Section 3. That the Mayor and City Clerk be, and they are hereby, authorized and directed to execute a contract between the City of Decatur, Illinois, and Burdick Plumbing & Heating Co., Inc., attached hereto as Exhibit A and made a part hereof, for said plan, for their bid price of $2,624,752.

PRESENTED and ADOPTED this 4th day of March, 2019.

_____
Julie Moore Wolfe, Mayor

ATTEST:

_____
Kim L. Althoff, City Clerk

Exhibit A

PROJECT MANUAL

2019 ANNUAL WATER MAIN REPLACEMENT PROJECT
FAIRLAWN NEIGHBORHOOD

CITY PROJECT 2019-10

JANUARY 2019

A project of the

CITY OF DECATUR ILLINOIS
PUBLIC WORKS DEPARTMENT
1 GARY K. ANDERSON PLAZA
DECATUR, IL 62523

FOR BIDDING

CITY OF DECATUR
2019 ANNUAL WATER MAIN REPLACEMENT PROJECT
FAIRLAWN NEIGHBORHOOD

Julie Moore Wolfe
Mayor

Pat McDaniel	Chuck Kuhle
Dave Horn	Dana M. Ray
Lisa Gregory	Bill Faber

Billy Tyus.....Interim City Manager
Wendy Morthland ..... Corporation Counsel
Kim Althoff.....City Clerk
Gregg Zientara ..... City Treasurer
Matt Newell .....Director of Public Works
Paul Caswell..... City Engineer

CITY OF DECATUR

2019 ANNUAL WATER MAIN REPLACEMENT PROJECT
FAIRLAWN NEIGHBORHOOD

CITY PROJECT 2019-10

INDEX

	No. of Pages
Cover Page	
City Officials	1
Index	2
Advertisement for Bids	3 to 4
Information for Bidders	5 to 8
Minority Participation Goals for Public Works Contracts	9 to 12
Bid Proposal	13 to 26
Non-Collusion Affidavit	27
Contract	28 to 29
Contract Bond	30 to 31
General Conditions	32 to 43
Special Conditions	44 to 55
Index	56
Special Provisions	57 to 64
Standard Specifications	65 to 73
Appendix A	74
Standard Specifications for Water Main Construction	75 to 89
Standard Drawings	90 to 102

ADVERTISEMENT FOR BIDS

TIME AND PLACE OF OPENING BIDS:

Sealed proposals for the improvement described herein will be received at the **City of Decatur Purchasing Division** located on the first floor of the Civic Center, #1 Gary K. Anderson Plaza, Decatur, Illinois, 62523, until ***10:00 AM, February 20, 2019*****,** and thereafter publicly opened and read.

DESCRIPTION OF PROJECT:

The proposed improvement is officially known as:

2019 ANNUAL WATER MAIN REPLACEMENT PROJECT FAIRLAWN NEIGHBORHOOD

CITY PROJECT 2019-10

The proposed project herein specified and described includes the following work:

Installing water main and associated appurtenances in Fairlawn Neighborhood to include 2,680 feet of 12" Water Main, 4,920 feet of 8" Water Main, and 380' of 6" Water Main.

The work also includes erosion control, items of pavement and landscape restoration, and traffic control.

INSTRUCTIONS TO BIDDERS:

1. **A MANDATORY PRE-BID WILL BE HELD ON FRIDAY, FEBRUARY 8, 2019, AT 10:00 A.M. IN THE PUBLIC WORKS CONFERENCE ROOM ON THE 3RD FLOOR OF THE DECATUR CIVIC CENTER.** In addition to project questions, the opportunity will be provided to discuss the City's minority participation goals. **Attendance is required to bid on the project, a telephone conference will be setup for bidders who cannot attend the meeting in-person. Contact City Engineering at 217-424-2747 to receive conference number and password.**

2. Plans, specifications and proposal forms may be obtained from Decatur Blue Print, Inc. 230 West Wood Street, Decatur, Illinois, 62523, (217) 423-7589, www.decaturblue.com. **To receive updates or addenda you must be on the Plan Holders list for this project through Decatur Blue Print.**

3. Payment shall be made to Decatur Blue Print, Inc. **No refund will be made for the plans, specification, or proposal forms returned.**

4. Plans and specifications are **available for viewing** at the following locations:

www.decaturblue.com	**City of Decatur**
Plans & Portals	**Engineering Division**
Public Projects	**#1 Gary K. Anderson Plaza**
DFS Public Plan Room	**Decatur, Illinois 62523**

5. The City of Decatur hereinafter referred to as "City" or "Owner", will not release the Engineer's Estimate of Cost in advance of the scheduled time and date of the bid opening. Bid tabulations will be available on the City's web site at www.decaturil.gov/Departments/PublicWorks under Contractor Project Bid Information, and Decatur Blue Print's web site at www.decaturblue.com /Plans & Portals /Public Projects/DFS Public Plan Room/City of Decatur Bid Tabs, after the award of a contract has been approved by the City of Decatur's City Council.

6. All proposals must be accompanied by a BANK DRAFT, CASHIER'S CHECK, OR CERTIFIED CHECK made payable to Treasurer, Decatur, Illinois, in the amount of ten percent (10%) of the bid or BID BOND in the same amount.

7. The contractor shall at all times during the term of this Contract pay the applicable prevailing wage for Macon County for the month during which the work is performed, as determined by the Illinois Department of Labor.

8. Before the Contractor and any Subcontractor commences work, the Contractor and any Subcontractor shall have in place a written Substance Abuse Prevention Program for the prevention of substance abuse among its employees which meets or exceeds the requirements in P. A. 95-0635 or shall have a collective bargaining agreement in effect dealing with the subject matter of P. A. 95-0635.

9. The following **Minority Participation Goals for Public Works Contracts** are in effect for this contract:

   (1) Ten percent (10%) of the total dollar amount of the contract should be performed by minority business enterprises; and,

   (2) Eighteen percent (18%) of the total hours worked should be performed by minority workers.

   All Contractors shall provide evidence of meeting the City's minority participation goals prior to the award of this project and prior to all payments made for work completed or provide the City of Decatur documentation on their good faith efforts to comply with the participation goals. Required information and documentation is included in the Project Manual and to be submitted with the bid proposal.

REJECTION OF BIDS:

The Council of the City of Decatur, Illinois, reserves the right to accept, renegotiate or reject any or all proposals and to waive any variance from the requirements of the instructions for bidders. At the discretion of the Council, required items may be submitted after the bid opening if there is sufficient compliance with instructions at the time of the bid opening to permit the City to determine the price bid.

January 30, 2019	Matthew C. Newell, PE
Date Advertised	Public Works Director

INFORMATION FOR BIDDERS

For Construction of: **2019 Annual Water Main Replacement Project**
Fairlawn Neighborhood

City Project No.: **2019-10**

Owner: City of Decatur, Illinois

The Owner invites bids on the forms included as part of this Document to be submitted at such time and place as is stated in the Advertisement for Bids. All blanks in the Bid Proposal must be appropriately filled in with typewriter or ink. **It is the sole responsibility of the Bidder to see that the bid is received in proper time to be date, time stamped, and initialed by the Purchasing Agent or designee.**

The Owner may consider non-conforming any bid not prepared and submitted in accordance with the provisions hereof and may waive any informalities or reject any and all bids. Any bid may be withdrawn prior to the scheduled time for the opening of bids or authorized postponement thereof. No Bidder may withdraw a bid within 45 days after the actual day of the opening thereof.

Each bid must be submitted in a sealed envelope clearly bearing, on the outside, the following information:

1. The name of the Bidder,
2. The Bidder's address,
3. The name of the project along with the project number for which the bid is submitted,

The bid documents will be submitted to the **Purchasing Division, City of Decatur, # 1 Gary K. Anderson Plaza, Decatur, Illinois, 62523.**

The bid process is as follows:

1. All bids shall be submitted to the Purchasing Division located on the first floor of the Civic Center, #1 Gary K. Anderson Plaza, Decatur, Illinois 62523.

2. The Purchasing Agent, or designee, will date, time stamp, and initial the sealed envelope containing the bid. All bids must have an official date and time stamp to be considered as conforming to the bid process and opened. Any bids received after the scheduled closing time for receipt of bids will be returned to the Bidder unopened.

3. All bids received after the designated time for receiving bids will not be accepted. The designated clock located in the Purchasing Division offices will govern the bid closure time.

4. Eligible bids received by the Purchasing Division will be delivered to the office of the City Engineer, located at the Civic Center, and will be publicly opened and read. Any envelopes bearing a date and time stamp later than the deadline will be returned unopened. **All bids received from bidders not on the pre-bid attendance list will be returned unopened.**

5. All bidders who desire to be present at the bid opening may wait in the City Public Works (Engineering) office.

At the time of the opening of bids, each Bidder will have completed a thorough site inspection and will have read and be thoroughly familiar with the plans and Contract Documents (including all addenda). The failure or omission of any Bidder to examine any form, instrument or document shall in no way relieve any Bidder from any obligation in respect to their bid. The Bidder is to confirm the completeness of the Bid Documents. If the Bidder determines their Bid Documents are incomplete or irregular, it is the Bidders responsibility to bring this fact to the attention of the City Engineer.

The submitted bid must be signed in the name of the Bidder and must bear the signature in long hand of the person or persons duly authorized to sign the bid. Changes in or additions to the bid forms, recapitulations of the work bid upon, alternative proposals or any other modifications of the bid which are not specifically called for in the Contract Documents may be subject to Owner's rejection of the bid as not being responsive to the advertisement. No oral telephone modification of any bid submitted will be considered and a telegraphic modification may be considered only if the post mark evidences that a copy of the modification by telegram, signed by the Bidder, was placed in the mail prior to the opening of the bid.

The submitted bid must not contain erasures, corrections or changes from the printed forms as completed in typewriter or ink, unless such erasures, corrections or changes are authenticated by affixing in the margin immediately opposite the erasure, correction or change, the initials of the person who signed the bid or the initials of such other person as may be authorized by the Bidder to make erasures, corrections or changes in the bid, and said authorization must be evidenced by written confirmations, executed by the person authorized to sign the initial bid, attached to the bid at the time of submittal.

Each bid must be submitted on the Bid Proposal provided and must be signed by the Bidder or their duly authorized agent. All blank spaces for bid prices must be filled in, in ink or typewritten, IN BOTH WORDS AND NUMBERS where called for in the Bid Proposal. If there is a discrepancy between the price in words and the price in numbers, the price in words will govern. If there is a discrepancy between the extended bid prices, the unit cost shall be the governing number and the total price or prices will be adjusted as necessary.

The Owner reserves the right to pre-qualify all bids, post-qualify all bids, to reject all bids, not to make an award and/or accept the Proposal deemed most advantageous and in the best interest of the Owner. The Bidder must comply with all information and instructions for Bidders. The award of the Contract, if made by the Owner, will be made to the qualified Bidder submitting the lowest and best bid, but the Owner shall determine at their own discretion whether a Bidder is qualified to perform the Contract, whether by pre-qualifications, post-qualification or other methods, and what bid is the lowest and whether it is to the interest of the Owner to accept the bid. If awarded, a written Notice of Award will be sent to the successful Bidder(s).

INFORMATION FOR BIDDERS

The Owner will make such investigations as deemed necessary to determine the ability of the Bidder to perform the work, and the Bidder shall furnish to the Owner all such information and data for this purpose as the Owner may request. The Owner reserves the right to reject any bid if the evidence submitted by, or investigation of, such Bidder fails to satisfy the Owner that such Bidder is properly qualified to carry out the obligations of the Contract and to complete the work contemplated therein. Conditional bids will not be accepted.

Each bid must be accompanied with a proposal guaranty either as a properly certified check made payable to "Treasurer, City of Decatur," Decatur, Illinois, in an amount not less than ten (10) percent of the bid; or a cashier's check made payable to "Treasurer, City of Decatur", Decatur, Illinois, in an amount not less than ten (10) percent of the bid; or a bid bond on a form approved by the City, executed by a surety company satisfactory to the City, in an amount not less than ten (10) percent of the bid. Such proposal guarantees, of the three lowest bidders, may be retained by the City for a period of 45 days after the date of the bid opening. Checks or bid bonds from other than the three lowest bidders will be returned by the City within seven (7) days after the date of the bid opening.

Simultaneously with the delivery of the executed Contract, the Contractor shall furnish a surety bond or bonds as security for faithful performance of this Contract and for the payment of all persons performing labor on the project under this Contract and furnishing materials in connection with this Contract, and other items required by the Conditions and Specifications governing the work. The surety on such bond or bonds shall be a duly authorized surety company satisfactory to the Owner. Attorneys-in-fact who sign bid bonds or contract bonds must file with each bond a certified and effectively dated copy of their Power of Attorney.

The successful Bidder, upon Bidder's failure or refusal to execute and deliver the Contract and bonds required within (10) consecutive calendar days from and including the date the Bidder has received notice of the acceptance of their bid, shall forfeit to the Owner, as liquidation of damages done for such failure or refusal, the security deposited with their bid. Notice of the Owner's intent shall either be hand delivered by the Owner to the Bidder's address, as given on the Contract Documents, or mailed to such address, first class, United States mail, return receipt requested. Delivery or mailing of said notice to said address shall constitute the notice herein required without the requirement of an acknowledgment of receipt from the Bidder.

Each Bidder must inform himself fully of the conditions and specifications relating to the construction of the project and the employment of labor thereon. Failure to do so will not relieve a successful Bidder of their obligation to furnish all material and labor necessary to carry out the provisions of the Contract. Insofar as possible, the Contractor, in carrying out their work, must employ such methods or means as will not cause any interruption of or interference with the work of any other Contractor.

The quantities appearing in the bid proposal are approximate and are prepared for the comparison of bids. Payment to the Contractor will be made only for the actual quantities of work performed and accepted or materials furnished according to the contract. The proposed quantities of work to be done and materials to be furnished may each be increased, decreased, or omitted as hereinafter provided.

INFORMATION FOR BIDDERS

The Bidder's attention is directed to the fact that all applicable state laws, municipal ordinances, and the rules and regulations of all authorities having jurisdiction over construction for the project shall apply to the Contract throughout, and they will be deemed to be included in the Contract the same as though herein written out in full.

No interpretation of the meaning of the plans, specifications or other pre-bid documents will be made to any Bidder orally. Every request for such interpretation should be in writing addressed to Paul Caswell, P.E., City Engineer, at # 1 Gary K. Anderson Plaza, Decatur, Illinois 62523, and to be given consideration must be received at least five (5) days prior to the date fixed for the opening of bids. Any and all such interpretations and any supplemental instruction will be in the form of written addenda to the Contract Documents which, if issued, notification will be e-mailed to all prospective Bidders (at the respective e-mail addresses furnished for such purposes), not later than three (3) calendar days prior to the date fixed for the opening of bids. Failure of any Bidder to receive any such addendum or interpretation shall not relieve such Bidder from any obligation under their bid as submitted. All addenda so issued shall become part of the Contract Documents. It shall be the responsibility of each Prospective Bidder to verify that each addendum has been received applicable to the project. Addenda may also be viewed on Decatur Blue Print's website at www.DecaturBlue.com.

The City of Decatur maintains City project information on the City's web site at www.decaturil.gov/Departments/Public Works /Contractor Project Bid Information. It lists the current projects at the City with bid information including bid opening dates and current bid holders. It is recommended that all Prospective Bidders check this Information on the City's web site and at www.DecaturBlue.com for the status of the particular project they are interested in bidding prior to turning in bids.

The successful Bidder, upon award of a Contract, shall commence work on the date specified in the "Notice to Proceed" and shall substantially complete all work in accordance with the time allocated in the contract. Should the Contractor fail to substantially complete all work in the allotted time period, liquidated damages shall be assessed as outlined in the General Conditions.

Attention of the bidders is directed to the arrangement and contents of the contract documents and Specifications with reference to the project. One extra bid form is included, detached from the remainder of the contract documents. Such detached bid form may be completed and submitted as the Contractor's bid.

INFORMATION FOR BIDDERS:
MINORITY PARTICIPATION GOALS
FOR PUBLIC WORKS CONTRACTS

I. Description of the Minority Participation Goals Program:

A. The City of Decatur encourages the participation of minorities and Minority Business Enterprises (MBEs) for City-funded public works construction projects. To comply with Chapter 28, Section 10, of the City Code, **bidders will make a good faith effort to meet the following minimum goals:**

1. If subcontracting opportunities are available, **10%** of the total dollar amount of the contract should be performed by Minority Business Enterprises.
2. Minority workers should perform **18%** of the total hours worked.

B. Failure to submit a **Subcontractor Utilization Statement,** the **Minority Business Enterprise Participation Waiver Request** or **MBE Subcontractor Information Form** as described and provided herein, may cause the bid to be rejected and determined non-responsive.

II. Pre-Bid Efforts when Awarding Subcontracts: Bidders shall make a good faith effort to contact and solicit bids from MBEs for available subcontracting. Subcontracting contact and bidding is to be made prior to bid opening. Subcontract information is to be recorded on the **Subcontractor Utilization Statement** and **MBE Subcontractor Information Form** to be submitted with the bid documents.

III. Waiver:

A. If a contractor does not or cannot meet the City's minority participation goals for contracts, it may seek in writing a waiver. The waiver request shall include, as appropriate:
   1. Evidence of the contractor's good faith efforts to secure participation by MBE and minority workers;
   2. Evidence the contractor received no proposals or inquiries from qualified MBE or firms that employ minority workers in response to a good faith effort to secure participation.

B. Bidders seeking a waiver of MBE goals must submit with the bid documents a **Minority Business Enterprise Participation Waiver Request**.

IV. Change in the Use of Subcontractors or Self-Performance Status: Before the Prime Contractor can deviate from utilizing any of the subcontractors listed on the Subcontractor Utilization Statement, add subcontractors, or declare the intent to self-perform the work; a completed **Notification of Change in Participation** form is to be submitted for each change.

V. Record Keeping and Reporting: The Prime Contractor and subcontractors agree to maintain records demonstrative of their good faith efforts to comply with the participation goals identified in the City Code. All information, including subcontracting, minority participation, and weekly prevailing wage documentation, will be provided through **ePrismSoft**, an electronic web based compliance tracking software. Access to ePrismSoft has been furnished by the City of Decatur. To activate access, the Prime Contractor and all subcontractors are to contact Human Capital Development at webnfo@eprismsoft.com or (309) 692-6400.

VI. Chapter 28, Article 10, of the City Code is included herewith for the information of the bidder.

CITY CODE
CHAPTER 28, ARTICLE 10
MINORITY PARTICIPATION GOALS FOR PUBLIC WORKS CONTRACTS

SECTION 10-1. POLICY:

The City of Decatur encourages a diverse workforce for all public projects. Toward that end, the City establishes goals for participation by Minority Business Enterprises (MBE) and minority workers for public works contracts. The objectives of the minority participation goals include:

A. Ensuring non-discrimination in the award and administration of City public works contracts;
B. Encouraging a level playing field on which MBE and minority workers can compete fairly for City public works contracts;
C. Helping to remove barriers to the participation of MBE and minority workers in City public works contracts;
D. Promoting the use of MBE and minority workers in City public works projects;
E. Ensuring the minority participation goals are narrowly tailored in accordance with applicable law;
F. Providing appropriate flexibility to contractors in establishing and providing opportunities for MBE and minority workers;

SECTION 10-2. DEFINITIONS:

A. **MINORITY:** For purposes of this Article, the City hereby adopts and incorporates by reference "minority person" as defined in the Illinois Business Enterprise for Minorities, Females and Persons with Disabilities Act, 30 ILCS 575/2.
B. **MINORITY BUSINESS ENTERPRISE (MBE):** A business that is owned and controlled by minorities. There must be not less than 51 percent minority ownership of the business, and the minority ownership must control the management and daily operations of the business.

SECTION 10-3. MINORITY PARTICIPATION GOALS IN PUBLIC PROJECTS.

A. Contractors for City projects shall make a good faith effort to comply with the following minimum goals:
   (1) Ten (10) percent of the total dollar amount of the contract should be performed by Minority Business Enterprises if subcontracting opportunities are available; and,
   (2) Eighteen (18) percent of the total hours worked should be performed by minority workers.
B. Subcontracting is not required for a City project. If a subcontractor is used, the contractor shall make a good faith effort to meet the City's minority participation goals.
C. A contractor shall provide evidence of meeting the City's minority participation goals as directed and required by the Public Works Director or provide evidence that it made a good-faith effort to meet the goals.

D. A good faith effort means the contractor took reasonable and necessary steps to achieve the minority participation goals. Good faith means the contractor actively and aggressively sought participation by MBE or minority workers. The City shall consider the quality, quantity and intensity of efforts made by a contractor.

E. Evidence of a good-faith effort includes, but is not limited to, as appropriate:
   (i) Soliciting through all reasonable and available means the interest of MBE and minority workers;
   (ii) Outreach and recruitment efforts of MBE and minority workers;
   (iii) Packaging requirements, when feasible, into tasks or quantities that permit maximum participation from MBE and minority workers;
   (iv) Providing interested MBE and firms that employ minority workers with adequate information about the bidding process, adequate time to respond and assistance in responding to a solicitation;
   (v) Negotiating in good faith with MBE and firms that employ minority workers;
   (vi) Assisting interested MBE and firms that employ minority workers in obtaining bonding, lines of credit or insurance;
   (vii) Assisting interested MBE and firms that employ minority workers in obtaining necessary equipment, supplies or materials;
   (viii) Seeking services from available minority community organizations; minority contractors' groups, minority business assistance offices and other organizations, as appropriate, to provide assistance in recruiting MBE and minority workers;
   (ix) If an MBE or a firm that employs minority workers is rejected, providing sound reasons for rejection based on a thorough investigation of the firm;
   (x) Providing payroll records or other evidence showing the percentage of minority workers employed on the project or the percentage of project hours completed by minority workers;
   (xi) All other good faith efforts or evidence of due diligence to meet the City's minority participation goals.

F. The minority participation goals shall be reviewed annually by the City Manager or his designee. Any changes of the goals shall require a majority vote by Decatur City Council.

SECTION 10-4. <u>PROGRAM ADMINISTRATION:</u>

A. The Public Works Director, or his designee, shall:
   (i) Administer and enforce the provisions of this Article;
   (ii) Monitor, track and report on contractors over the contract duration to ensure compliance with this Article.

SECTION 10-5. <u>PENALTIES:</u>

A. If a contractor fails to meet the City's minority participation goals and fails to provide evidence of a good faith effort to meet the goals, the Public Works Director or his designee may, as appropriate:
   (i) Order immediate corrective action, as appropriate and practicable, to meet the minority participation goals or to show a good faith effort toward meeting the goals;
   (ii) Assess a fine or penalty not to exceed $2,000 for each offense, and each day on which a violation occurs or continues shall be considered a separate offense;

(iii) Withhold the fine or penalty assessed from the unpaid portion of the contract;
(iv) Order that the contractor will not be considered a responsive responsible bidder for future City projects until the contractor provides evidence of making a good faith effort toward meeting the City's minority participation goals.

SECTION 10-6. APPEALS:

The penalty assessed by the Public Works Director or his designee shall be appealable to the City's Human Relations Commission.

SECTION 10-7. WAIVER:

A. If a contractor does not or cannot meet the City's minority participation goals for contracts, it may seek in writing a waiver. The waiver request shall include, as appropriate:
   (i) Evidence of the contractor's good faith efforts to secure participation by MBE and minority workers;
   (ii) Evidence the contractor received no proposals or inquiries from qualified MBE or firms that employ minority workers in response to a good faith effort to secure participation.

B. The Public Works Director or his designee may, at his or her discretion, waive the minority participation goals upon finding:
   (i) The project is essential for city operations;
   (ii) Emergency circumstances require a waiver;
   (iii) Evidence of a good faith effort by the contractor;
   (iv) Evidence the contractor received no proposals or inquiries from qualified MBE or firms that employ minority workers in response to a good faith effort to secure participation.

END OF
MINORITY PARTICIPATION GOALS
FOR PUBLIC WORKS CONTRACTS

BID PROPOSAL

RETURN WITH BID

For Construction of: **2019 Annual Water Main Replacement Project Fairlawn Neighborhood**

City Project No.: **2019-10**

Owner: City of Decatur, Illinois

Prospective Bidder:

The undersigned Bidder, having examined the specifications, drawings and all other documents contained in the Contract Documents, and having examined the site where the work is being performed, and having familiarized themselves with any local conditions effecting the work and having knowledge of the cost of work at the place where the work is to be done, hereby proposes to execute and perform the formal Contract set forth in these Contract Documents, of which this Proposal forms a part, and will do the work therein described on the terms and conditions therein set forth; and furnish all required labor, materials, tools, equipment, transportation and services for said work, and pay all applicable taxes and other incidental costs, all in strict conformity with the drawings and specifications forming a part of the Contract Documents, for an amount computed upon the basis of the quantity of work actually performed at the bid prices noted below.

It is understood that any listed quantities of work to be performed at unit prices are approximate only and are intended principally to serve as a guide in evaluating bids.

It is further agreed that any quantities of work to be performed at unit prices and material to be furnished may be increased or decreased as may be considered necessary, in the opinion of the Owner, to complete the work fully as planned and contemplated and that all quantities of work, whether increased or decreased, are to be performed at the unit prices set forth in the Bid Proposal, except as provided for in the General Conditions.

It is further agreed that any lump sum prices may be increased to cover additional work ordered by the Owner, but not shown on the plans or required by the specifications, in accordance with the provisions of the General Conditions. Similarly, they may be decreased to cover deletion of work so ordered. Where supplemental unit prices are available, they shall be used to adjust lump sum prices.

By submitting a bid, the Bidder acknowledges the understanding that the bid process is solely intended to serve the public interest in achieving the highest quality of services and goods at the lowest price, and that no right, interest, or expectation shall vest or inure to the benefit of Bidders as a result of any reliance or participation in the process.

BID PROPOSAL

RETURN WITH BID

In submitting this Proposal, it is understood that the right is reserved by the Owner to reject any or all Proposals and waive informalities or irregularities in Proposals. The Owner also reserves the right to delay the award of a contract for a period not to exceed 45 days from the date of the opening.

The undersigned further agrees, if awarded the Contract for the work included in this Proposal, to begin and to complete and deliver the work contemplated in accordance with all the conditions set forth in the Contract Documents.

The undersigned has carefully checked the figures inserted by them and understands that they are the Bidder's sole responsibility, and the Owner will not be responsible for any errors or omissions on the part of the undersigned Bidder in preparing this Proposal.

The undersigned certifies that this Proposal is genuine, not collusive, or made in the interest or behalf of any person not named as provided in the Instruction to Bidders, and that the undersigned has not, directly, or indirectly, induced or solicited any other Bidder, or induced any other person, firm, or corporation to refrain from submitting a proposal, and the undersigned has not in any manner sought by collusion to secure for themselves an advantage over any other Bidder.

Attached, as a proposal guaranty, is a properly certified check made payable to "Treasurer, City of Decatur", Decatur, Illinois, in an amount not less than ten (10) percent of the bid; or a cashier's check made payable to "Treasurer, City of Decatur", Decatur, Illinois, in an amount not less than ten (10) percent of the bid; or a bid bond on a form approved by the City of Decatur, executed by a surety company satisfactory to the City in an amount not less than ten (10) percent of the bid.

It is expressly understood that the proposal guaranty is given as a guarantee that the bidder will execute the contract and furnish acceptable bonds and required insurance, if awarded the work, and the amount thereof represents the agreed damages that the Owner will sustain if the bidder fails or refuses within ten (10) days from and including the date of the Notice of Award of the Contract, to execute and deliver said Contract and deliver the required bonds and insurance shall be just cause for the cancellation of the award and the forfeiture of the proposal guaranty which shall become the property of the City, not as penalty, but in liquidation of damages done. Award may be then made to the next lowest qualified bidder, or the work re-advertised and constructed under contract, or otherwise, as the City may decide.

The Bidder grants the Owner the right to hold the lowest three (3) Proposals received, together with the accompanying bid securities, for a period of 45 days after the date of opening of said Proposals.

BID PROPOSAL

RETURN WITH BID

The undersigned Bidder further grants the Owner the right to award this Contract on the basis of any possible combinations of Base Bid and add/deduct alternate(s) (if any) that best suits the Owner's needs.

The undersigned Bidder acknowledges receipt of the following addenda:

Addenda #	Dated	Initial
1	2/12/19	JB

The undersigned Bidder expressly agrees to the following provisions:

A. That the bid stated shall include the utilization of the Subcontractor(s) listed in the List of Subcontractors below.

B. That the Subcontractor(s) listed below shall not be changed by the Contractor unless the Subcontractor(s) are unable to perform due to bankruptcy, labor strikes, or termination of business by the Subcontractor(s).

C. That any Subcontractor(s) shall be subject to Owner approval.

List below any Subcontractor(s) whose subcontract(s) exceed $ 5,000.

	SUBCONTRACTOR	TYPE OF WORK
1.	Marenco Enterprises	Trucking/Rock
2.	Dunn Co	Asphalt Patch
3.	Kinney Contractors	Concrete Patch
4.	Bodine Electric	Directional Boring
5.	Rainey Nursery	Seeding

ADDENDUM NO. 1

TO PLANS, SPECIFICATIONS AND CONTRACT DOCUMENTS FOR: 2019 ANNUAL WATER MAIN REPLACEMENT PROJECT FAIRLAWN NEIGHBORHOOD CITY PROJECT 2019-10 DATED JANUARY 2019

AD-1-1 NOTICE

1.01 This Addendum No. 1 dated February 12, 2019, to the Plans, Specifications and Contract Documents for the above captioned project, supersedes all contrary and conflicting information of the above-mentioned bid proposal documents, which are hereby supplemented in certain particulars as follows:

AD-1-2 BID PROPOSAL

2.01 Insert the attached pre-bid meeting sign-in sheet and meeting minutes from the Pre-Bid Meeting on February 8, 2019.

2.02 Replace the Bid Proposal Forms on pages 17-19 with the Add No. 1 17- Add No. 1 19 included with this addendum.

AD-1-3 SPECIAL PROVISIONS

3.01 Insert SP-21 WATER MAIN TO BE FILLED, 6-INCH in the index on page 56

3.02 Insert SP 21- WATERMAIN TO BE FILLED, 6-INCH on page 64 of the Special Provisions as described below:

SP-21 WATERMAIN TO BE FILLED

Description: This work will consist of filling the existing water main with a Controlled Low-Strength Material (CLSM) at the locations as shown on the plans and directed by the Engineer.

Watermain to be filled shall be bullheaded and vented on the upper end(s). CLSM shall be placed from the lower end to the upper end(s) until filled. Placement shall be pumped; gravity fed is not allowed.

All cost to excavate, cut, and cap main ends for grouting shall be included in CUT AND CAP EXISTING MAIN

Basis of Payment: All labor and materials necessary to comply with this special provision will be paid for at the contract unit price per LINEAL FEET for WATER MAIN TO BE FILLED, of the diameter specified and no additional compensation will be paid.

Please make the proper acknowledgment of **addenda #1** on page **15** of your bidding documents.

END OF ADDENDUM NO. 1

City Engineer: _____ Date: 2/12/19

CITY OF DECATUR, ILLINOIS
DEPARTMENT OF PUBLIC WORKS
for
2019 ANNUAL WATER MAIN REPLACEMENT PROJECT
CITY PROJECT 2019-10

WORK ITEM	DESCRIPTION	PAY UNIT	QTY	UNIT PRICE	EXTENSION
1	6 INCH POLYWRAPPED D.I.P WATER MAIN	FEET	260	_____	_____
2	8 INCH POLYWRAPPED D.I.P WATER MAIN	FEET	4,900	_____	_____
3	12 INCH POLYWRAPPED D.I.P WATER MAIN	FEET	2,690	_____	_____
4	16 INCH X 12 INCH TAPPING SLEEVE AND VALVE, MJ, W/VALVE BOX	EACH	1	_____	_____
5	12 INCH X 12 INCH TAPING SLEEVE AND VALVE, MJ, W/VALVE BOX	EACH	1	_____	_____
6	12 INCH VALVE, MJ WITH VALVE BOX	EACH	3	_____	_____
7	12 INCH X 12 INCH TEE, MJ	EACH	1	_____	_____
8	12 INCH X 8 INCH TEE, MJ	EACH	7	_____	_____
9	12 INCH X 8 INCH REDUCER, MJ	EACH	1	_____	_____
10	12 INCH X 6 INCH TEE, MJ	EACH	5	_____	_____
11	12 INCH GRIP RING ACCESSORY KITS	EACH	40	_____	_____
12	12 INCH FIELDLOCK GASKETS	EACH	42	_____	_____
13	12 INCH SLEEVES, MJ	EACH	2	_____	_____
14	8 INCH VALVE, MJ WITH VALVE BOX	EACH	19	_____	_____
15	8 INCH 45 DEGREE BENDS, MJ	EACH	10	_____	_____
16	8 INCH X 8 INCH TEE, MJ	EACH	6	_____	_____
17	8 INCH GRIP RING ACCESSORY KITS	EACH	90	_____	_____
18	8 INCH FIELDLOCK GASKETS	EACH	90	_____	_____
19	8 INCH SLEEVES, MJ	EACH	11	_____	_____
20	8 INCH X 6 INCH REDUCER, MJ	EACH	2	_____	_____

WORK ITEM	DESCRIPTION	PAY UNIT	QTY	UNIT PRICE	EXTENSION
21	8 INCH X 6 INCH TEE, MJ	EACH	8		
22	8 INCH CAP/PLUG, MJ	EACH	5		
23	6 INCH VALVE, MJ WITH VALVE BOX	EACH	14		
24	6 INCH 45 DEGREE BENDS, MJ	EACH	2		
25	6 INCH GRIP RING ACCESSORY KITS	EACH	62		
26	6 INCH SLEEVE, MJ	EACH	2		
27	6 INCH ANCHOR COUPLING	EACH	12		
28	6 INCH OFFSET NIPPLE	EACH	12		
29	FIRE HYDRANT, 4.5' BURY	EACH	9		
30	FIRE HYDRANT, 5.5' BURY	EACH	4		
31	1 INCH X 20 FT WATER SERVICE (SHORT) W/CORP & CURB STOP, TYPE II	EACH	67		
32	1 INCH X 50 FT SERVICE (LONG) W/CORP & CURB STOP, BORED, TYPE II	EACH	66		
33	1 INCH X 100 FT WATER SERVICE (EXTRA LONG) W/CORP & CURB STOP, BORED, TYPE II	EACH	5		
34	REMOVE FIRE HYDRANT AND ABANDON EXISTING VALVE	EACH	8		
35	ABANDON EXISTING VALVE (REMOVE VALVE BOX)	EACH	22		
36	CUT AND PLUG EXISTING VALVE	EACH	1		
37	CUT AND CAP EXISTING MAIN	EACH	4		
38	TRENCH BACKFILL	TONS	10,000		
39	PAVEMENT SAWCUTS	FEET	16,400		
40	5 INCH SIDEWALK REMOVAL	SQ FT	2,000		
41	5 INCH PORTLAND CEMENT CONCRETE SIDEWALK REPLACEMENT	SQ FT	2,000		
42	TEMPORARY PATCHES, 3 INCH	SQ YD	2,790		

WORK ITEM	DESCRIPTION	PAY UNIT	QTY	UNIT PRICE	EXTENSION
43	CLASS D PATCHES, 5 INCH PAVEMENT	SQ YD	1,260		
44	CLASS B PATCHES, 8 INCH PAVEMENT	SQ YD	1,750		
45	CLASS D PATCHES, 3 INCH DRIVEWAYS	SQ YD	300		
46	AGGREGATE DRIVEWAY REPLACEMENT, 8 INCH	TON	800		
47	TEMPORARY EROSION CONTROL, SEEDING	LB	100		
48	TEMPORARY EROSION CONTROL, PERIMETER BARRIER	FEET	100		
49	GRADING & SHAPING DITCHES	FEET	670		
50	SEEDING, CLASS 1 (LAWN MIXTURE) (100 LB/ACRE)	LB	70		
51	PHOSPHORUS FERTILIZER NUTRIENT (90 LB/ACRE)	LB	74		
52	POTASSIUM FERTILIZER NUTRIENT	LB	74		
53	NITROGEN FERTILIZER NUTRIENT (90 LB/ACRE)	LB	74		
54	MULCH, METHOD 2 (2 TONS/ACRE)	TON	2		
55	EXPLORATION EXCAVATIONS	EACH	36		
56	12 INCH CASINGS	FEET	180		
57	16 INCH CASINGS	FEET	100		
58	LINE STOP, 6-IN	EACH	1		
59	TRAFFIC CONTROL	LSUM	1		
60	MOBILIZATION	LSUM	1		
61	WATERMAIN TO BE FILLED, 6 INCH	LF	700		
62	ALTERATIONS, CANCELLATIONS, EXTENSIONS, DEDUCTIONS AND EXTRA WORK	LSUM	1	$85,000.00	

TOTAL BID _____

Pre-bid Meeting Minutes
for

2019 ANNUAL WATER MAIN REPLACEMENT PROJECT

CITY PROJECT 2019-10

Public Works Conference Room
10:00 a.m., Friday, February 8, 2019

I. Introduction

Paul Caswell introduced the project. This is a mandatory pre-bid meeting. Only those bidders who are listed on the attendance sheet will be allowed to bid on the project.

II. Project Review

Installing water main and associated appurtenances in Fairlawn Neighborhood to include 2,680 feet of 12" Water Main, 4,920 feet of 8" Water Main, and 380' of 6" Water Main.

The work also includes erosion control, items of pavement and landscape restoration, and traffic control.

III. Minority Participation Goals Review of City Code Chapter 28, Article 10 (Handout and Discussion).

Paul Caswell Discussed the Minority Participation Goals

A. Policy

The City requires that general contractors show good faith efforts to meet the City's goals of 10% of the project amount be used to hire MBE subcontractors when subcontracting opportunities exist, ***and*** *18% total hours are to be worked by minority employees. Note that there are two goals that need to be addressed.*

B. Definitions

The Prospective bidders are directed to the attached handout that provides an excerpt of the State's definition of a minority.

C. Project Goals and Good Faith Efforts

1. Subcontracting is not required but if a subcontractor is used a Good Faith Effort must be made to fill the stated goal.

2. The Contractor shall put forward good faith efforts to "actively and aggressively" seek the participation of MBE or minority workers. Discuss options to assist in "actively and aggressively" seeking this participation.

It is expected that a demonstration of "active" and "aggressive" will include actual direct contact with or working with a minority subcontractor in a manner that leads them to provide actual quotes for the work to be subcontracted. This is benefited by the development of an ongoing relationship with minority subcontractors.

3. The City's expectation of what will be required to demonstrate a Good Faith Effort.

The City regards a good faith effort, at a minimum, to include direct contacts with 2-3 MBE subcontractors for ***each*** *subcontracting opportunity until the goal is met. The contacts must be with subcontractors that provide the type of work that is being subcontracted. Mass e-mail contacts alone are not considered a good faith effort. Documented follow up requests are required if no response is received. The bidder is to provide all work, all contacts, the method of contact (email, phone, personal, etc.), and the results of each contact.* ***Email requests with no reply or other evidence of direct contact are not considered to be acceptable direct contacts.***

City staff can have no contact with bidders regarding their bid submittal after bids have been opened, so their only opportunity to demonstrate a good faith effort, is to provide all supportive evidence with the bid document. For the benefit of the review that must be conducted by City staff, it is helpful for the bidders to group their direct contacts according to the subcontracting opportunity.

Minority Workers Goal: 18% total hours worked should be performed by minority workers.

The City tracks this goal through ePrismSoft and prevailing wage reports when required.

IV. Other Items

Bidders should check Decatur Blueprint's website before submitting a bid to make sure there are no addenda's missing. Only contractors on Decatur Blueprint's plan holder list will get updates on addenda's. You have to purchase the plans to get on their list. Simply downloading a set of plans from the website does not put you on the bidders list.

1. GC-27 Use of Fire Hydrants
   discussed the need to use a hydrant meter for any water used other than the first water main flush.
2. SP-2 Completion Date
   provided information on the 90 day internal milestone for the completion of a block to block area 90 days after starting the block. Completion shall include all final restoration, seeding and pavement.
3. SP-3 Schedule of Work

discussed the need to provide and adhere to a schedule, weekly schedule updates should be provided. Also highlighted the internal completion date to complete the work on Taylor.

4. Traffic Control

Discussed traffic control required per IDOT standards Fairview and it will also be required to stage construction to keep one lane open.

End 10:35

CITY CODE
CHAPTER 28, ARTICLE 10
MINORITY PARTICIPATION GOALS FOR PUBLIC WORKS CONTRACTS

The "minority person" definition contained in the Illinois Business Enterprise for Minorities, Females and Persons with Disabilities Act, 30 ILCS 575/2 is contained at the back of this handout.

SECTION 10-1. POLICY:

The City of Decatur encourages a diverse workforce for all public projects. Toward that end, the City establishes goals for participation by Minority Business Enterprises (MBE) and minority workers for public works contracts. The objectives of the minority participation goals include:

A. Ensuring non-discrimination in the award and administration of City public works contracts;
B. Encouraging a level playing field on which MBE and minority workers can compete fairly for City public works contracts;
C. Helping to remove barriers to the participation of MBE and minority workers in City public works contracts;
D. Promoting the use of MBE and minority workers in City public works projects;
E. Ensuring the minority participation goals are narrowly tailored in accordance with applicable law;
F. Providing appropriate flexibility to contractors in establishing and providing opportunities for MBE and minority workers;

SECTION 10-2. DEFINITIONS:

A. **MINORITY:** For purposes of this Article, the City hereby adopts and incorporates by reference "minority person" as defined in the Illinois Business Enterprise for Minorities, Females and Persons with Disabilities Act, 30 ILCS 575/2.
B. **MINORITY BUSINESS ENTERPRISE (MBE):** A business that is owned and controlled by minorities. There must be not less than 51 percent minority ownership of the business, and the minority ownership must control the management and daily operations of the business.

SECTION 10-3. MINORITY PARTICIPATION GOALS IN PUBLIC PROJECTS.

A. Contractors for City projects shall make a good faith effort to comply with the following minimum goals:
   (1) Ten (10) percent of the total dollar amount of the contract should be performed by Minority Business Enterprises if subcontracting opportunities are available; and,
   (2) Eighteen (18) percent of the total hours worked should be performed by minority workers.
B. Subcontracting is not required for a City project. If a subcontractor is used, the contractor shall make a good faith effort to meet the City's minority participation goals.

C. A contractor shall provide evidence of meeting the City's minority participation goals as directed and required by the Public Works Director or provide evidence that it made a good-faith effort to meet the goals.

D. A good faith effort means the contractor took reasonable and necessary steps to achieve the minority participation goals. Good faith means the contractor actively and aggressively sought participation by MBE or minority workers. The City shall consider the quality, quantity and intensity of efforts made by a contractor.

E. Evidence of a good-faith effort includes, but is not limited to, as appropriate:

(i) Soliciting through all reasonable and available means the interest of MBE and minority workers;

(ii) Outreach and recruitment efforts of MBE and minority workers;

(iii) Packaging requirements, when feasible, into tasks or quantities that permit maximum participation from MBE and minority workers;

(iv) Providing interested MBE and firms that employ minority workers with adequate information about the bidding process, adequate time to respond and assistance in responding to a solicitation;

(v) Negotiating in good faith with MBE and firms that employ minority workers;

(vi) Assisting interested MBE and firms that employ minority workers in obtaining bonding, lines of credit or insurance;

(vii) Assisting interested MBE and firms that employ minority workers in obtaining necessary equipment, supplies or materials;

(viii) Seeking services from available minority community organizations; minority contractors' groups, minority business assistance offices and other organizations, as appropriate, to provide assistance in recruiting MBE and minority workers;

(ix) If an MBE or a firm that employs minority workers is rejected, providing sound reasons for rejection based on a thorough investigation of the firm;

(x) Providing payroll records or other evidence showing the percentage of minority workers employed on the project or the percentage of project hours completed by minority workers; *[This is provide through Prevailing Wage documentation]*

(xi) All other good faith efforts or evidence of due diligence to meet the City's minority participation goals.

F. The minority participation goals shall be reviewed annually by the City Manager or his designee. Any changes of the goals shall require a majority vote by Decatur City Council.

SECTION 10-4. <u>PROGRAM ADMINISTRATION:</u>

A. The Public Works Director, or his designee, shall:

(i) Administer and enforce the provisions of this Article;

(ii) Monitor, track and report on contractors over the contract duration to ensure compliance with this Article.

SECTION 10-5. <u>PENALTIES:</u>

A. If a contractor fails to meet the City's minority participation goals and fails to provide evidence of a good faith effort to meet the goals, the Public Works Director or his designee may, as appropriate:

(i) Order immediate corrective action, as appropriate and practicable, to meet the minority participation goals or to show a good faith effort toward meeting the goals;
(ii) Assess a fine or penalty not to exceed $2,000 for each offense, and each day on which a violation occurs or continues shall be considered a separate offense;
(iii) Withhold the fine or penalty assessed from the unpaid portion of the contract;
(iv) Order that the contractor will not be considered a responsive responsible bidder for future City projects until the contractor provides evidence of making a good faith effort toward meeting the City's minority participation goals.

SECTION 10-6. APPEALS:

The penalty assessed by the Public Works Director or his designee shall be appealable to the City's Human Relations Commission.

SECTION 10-7. WAIVER:

A. If a contractor does not or cannot meet the City's minority participation goals for contracts, it may seek in writing a waiver. The waiver request shall include, as appropriate:
   (i) Evidence of the contractor's good faith efforts to secure participation by MBE and minority workers;
   (ii) Evidence the contractor received no proposals or inquiries from qualified MBE or firms that employ minority workers in response to a good faith effort to secure participation.

B. The Public Works Director or his designee may, at his or her discretion, waive the minority participation goals upon finding:
   (i) The project is essential for city operations;
   (ii) Emergency circumstances require a waiver;
   (iii) Evidence of a good faith effort by the contractor;
   (iv) Evidence the contractor received no proposals or inquiries from qualified MBE or firms that employ minority workers in response to a good faith effort to secure participation.

Illinois Business Enterprise for Minorities, Females and Persons with Disabilities Act, 30 ILCS 575/2

(30 ILCS 575/2)

(Section scheduled to be repealed on June 30, 2016)

Sec. 2. Definitions.

(A) For the purpose of this Act, the following terms shall have the following definitions:

(1) "Minority person" shall mean a person who is a citizen or lawful permanent resident of the United States and who is any of the following:

(a) American Indian or Alaska Native (a person having origins in any of the original peoples of North and South America, including Central America, and who maintains tribal affiliation or community attachment).

(b) Asian (a person having origins in any of the original peoples of the Far East, Southeast Asia, or the Indian subcontinent, including, but not limited to, Cambodia, China, India, Japan, Korea, Malaysia, Pakistan, the Philippine Islands, Thailand, and Vietnam).

(c) Black or African American (a person having origins in any of the black racial groups of Africa). Terms such as "Haitian" or "Negro" can be used in addition to "Black or African American".

(d) Hispanic or Latino (a person of Cuban, Mexican, Puerto Rican, South or Central American, or other Spanish culture or origin, regardless of race).

(e) Native Hawaiian or Other Pacific Islander (a person having origins in any of the original peoples of Hawaii, Guam, Samoa, or other Pacific Islands).

Pre-Bid Sign-In Sheet

2019 Annual Water Main Replacement Project

City Project 2019-10

February 08, 2019 @ 10:00 A.M., Public Works Conference Room

Name ---------- Email Address	Representing	Phone Number ---------- Fax Number	In Person (P) Conference Call (C)
1) Karen Rohman + Kayla	Entlers	217-428-1865	P P
Email: karenentlerex@gmail.com			C
2) Jeff Burdick	Burdick	(217) 424-2385	P P
Email: jeff@burdickplumbing.com			C
3) Jared Burdick	Burdick Co.	217-429-2385	P
Email: JARED@BURDICKPLUMBING.COM		217-855-0322	C
4) Katie Kinney	Kinney Construc	217 229 3320	P
Email: Kinney@roadbuilder.net			C
5) Karl Ziemer	City of Decatur	217-424-2886	P
Email: kziemer@decaturil.gov		217-420-0605	C
6) Jamie Richardson	Walker	309-634-6617	P
Email: office@walkerex.com			C
7)			P
Email:			C
8)			P
Email:			C
9)			P
Email:			C
10)			P
Email:			C
11)			P
Email:			C
12)			P
Email:			C
13)			P
Email:			C
14)			P
Email:			C
15)			P
Email:			C

RETURN WITH BID

DATE February 20, 2019

(If an Individual)
Signature of Bidder _____ (SEAL)

Tax ID #: _____

Business & E-mail Address _____

_____

(If a Co-Partnership)
Firm Name _____ (SEAL)

By: _____

Business & E-mail Addresses _____

_____

Names of All Members of Firm _____

_____

(If a Corporation)
Corporate Name Burdick Plumbing & Heating Co Inc (SEAL)

By: _____
Vice-President

Business & E-mail Addresses jeff@burdickplumbing.com

Names of Officers

Douglas W Burdick
President

Rhonda J Moyer
Secretary

_____
Treasurer

Attest: Rhonda J Moyer
Secretary

CITY OF DECATUR, ILLINOIS
DEPARTMENT OF PUBLIC WORKS
for
2019 ANNUAL WATER MAIN REPLACEMENT PROJECT
CITY PROJECT 2019-10

WORK ITEM	DESCRIPTION	PAY UNIT	QTY	UNIT PRICE	EXTENSION
1	6 INCH POLYWRAPPED D.I.P WATER MAIN	FEET	260	42.00	10,920.00
2	8 INCH POLYWRAPPED D.I.P WATER MAIN	FEET	4,900	50.00	245,000.00
3	12 INCH POLYWRAPPED D.I.P WATER MAIN	FEET	2,690	70.00	188,300.00
4	16 INCH X 12 INCH TAPPING SLEEVE AND VALVE, MJ, W/VALVE BOX	EACH	1	9,500.00	9,500.00
5	12 INCH X 12 INCH TAPING SLEEVE AND VALVE, MJ, W/VALVE BOX	EACH	1	9,000.00	9,000.00
6	12 INCH VALVE, MJ WITH VALVE BOX	EACH	3	6,500.00	19,500.00
7	12 INCH X 12 INCH TEE, MJ	EACH	1	1,500.00	1,500.00
8	12 INCH X 8 INCH TEE, MJ	EACH	7	1,250.00	8,750.00
9	12 INCH X 8 INCH REDUCER, MJ	EACH	1	1,000.00	1,000.00
10	12 INCH X 6 INCH TEE, MJ	EACH	5	1,000.00	5,000.00
11	12 INCH GRIP RING ACCESSORY KITS	EACH	40	350.00	14,000.00
12	12 INCH FIELDLOCK GASKETS	EACH	42	200.00	8,400.00
13	12 INCH SLEEVES, MJ	EACH	2	800.00	1,600.00
14	8 INCH VALVE, MJ WITH VALVE BOX	EACH	19	3,400.00	64,600.00
15	8 INCH 45 DEGREE BENDS, MJ	EACH	10	500.00	5,000.00
16	8 INCH X 8 INCH TEE, MJ	EACH	6	1,000.00	6,000.00
17	8 INCH GRIP RING ACCESSORY KITS	EACH	90	250.00	22,500.00
18	8 INCH FIELDLOCK GASKETS	EACH	90	175.00	15,750.00
19	8 INCH SLEEVES, MJ	EACH	11	500.00	5,500.00
20	8 INCH X 6 INCH REDUCER, MJ	EACH	2	750.00	1,500.00

WORK ITEM	DESCRIPTION	PAY UNIT	QTY	UNIT PRICE	EXTENSION
21	8 INCH X 6 INCH TEE, MJ	EACH	8	1,000.00	8,000.00
22	8 INCH CAP/PLUG, MJ	EACH	5	500.00	2,500.00
23	6 INCH VALVE, MJ WITH VALVE BOX	EACH	14	2,500.00	35,000.00
24	6 INCH 45 DEGREE BENDS, MJ	EACH	2	450.00	900.00
25	6 INCH GRIP RING ACCESSORY KITS	EACH	62	150.00	9,300.00
26	6 INCH SLEEVE, MJ	EACH	2	400.00	800.00
27	6 INCH ANCHOR COUPLING	EACH	12	400.00	4,800.00
28	6 INCH OFFSET NIPPLE	EACH	12	400.00	4,800.00
29	FIRE HYDRANT, 4.5' BURY	EACH	9	5,400.00	48,600.00
30	FIRE HYDRANT, 5.5' BURY	EACH	4	5,800.00	23,200.00
31	1 INCH X 20 FT WATER SERVICE (SHORT) W/CORP & CURB STOP, TYPE II	EACH	67	1,900.00	127,300.00
32	1 INCH X 50 FT SERVICE (LONG) W/CORP & CURB STOP, BORED, TYPE II	EACH	66	3,200.00	211,200.00
33	1 INCH X 100 FT WATER SERVICE (EXTRA LONG) W/CORP & CURB STOP, BORED, TYPE II	EACH	5	7,100.00	35,500.00
34	REMOVE FIRE HYDRANT AND ABANDON EXISTING VALVE	EACH	8	1,500.00	12,000.00
35	ABANDON EXISTING VALVE (REMOVE VALVE BOX)	EACH	22	1,200.00	26,400.00
36	CUT AND PLUG EXISTING VALVE	EACH	1	1,500.00	1,500.00
37	CUT AND CAP EXISTING MAIN	EACH	4	2,000.00	8,000.00
38	TRENCH BACKFILL	TONS	10,000	33.00	330,000.00
39	PAVEMENT SAWCUTS	FEET	16,400	3.50	57,400.00
40	5 INCH SIDEWALK REMOVAL	SQ FT	2,000	6.50	13,000.00
41	5 INCH PORTLAND CEMENT CONCRETE SIDEWALK REPLACEMENT	SQ FT	2,000	12.00	24,000.00
42	TEMPORARY PATCHES, 3 INCH	SQ YD	2,790	65.00	181,350.00

WORK ITEM	DESCRIPTION	PAY UNIT	QTY	UNIT PRICE	EXTENSION
43	CLASS D PATCHES, 5 INCH PAVEMENT	SQ YD	1,260	106.00	133,560.00
44	CLASS B PATCHES, 8 INCH PAVEMENT	SQ YD	1,750	135.00	236,250.00
45	CLASS D PATCHES, 3 INCH DRIVEWAYS	SQ YD	300	92.00	27,600.00
46	AGGREGATE DRIVEWAY REPLACEMENT, 8 INCH	TON	800	40.00	32,000.00
47	TEMPORARY EROSION CONTROL, SEEDING	LB	100	20.00	2,000.00
48	TEMPORARY EROSION CONTROL, PERIMETER BARRIER	FEET	100	5.00	500.00
49	GRADING & SHAPING DITCHES	FEET	670	65.00	43,550.00
50	SEEDING, CLASS 1 (LAWN MIXTURE) (100 LB/ACRE)	LB	70	93.00	6,510.00
51	PHOSPHORUS FERTILIZER NUTRIENT (90 LB/ACRE)	LB	74	6.00	444.00
52	POTASSIUM FERTILIZER NUTRIENT	LB	74	6.00	444.00
53	NITROGEN FERTILIZER NUTRIENT (90 LB/ACRE)	LB	74	6.00	444.00
54	MULCH, METHOD 2 (2 TONS/ACRE)	TON	2	2,300.00	4,600.00
55	EXPLORATION EXCAVATIONS	EACH	36	750.00	27,000.00
56	12 INCH CASINGS	FEET	180	61.00	10,980.00
57	16 INCH CASINGS	FEET	100	115.00	11,500.00
58	LINE STOP, 6-IN	EACH	1	6,500.00	6,500.00
59	TRAFFIC CONTROL	LSUM	1	130,000.00	130,000.00
60	MOBILIZATION	LSUM	1	50,000.00	50,000.00
61	WATERMAIN TO BE FILLED, 6 INCH	LF	700	10.00	7,000.00
62	ALTERATIONS, CANCELLATIONS, EXTENSIONS, DEDUCTIONS AND EXTRA WORK	LSUM	1	$85,000.00	85,000.00
				TOTAL BID	2,624,752.00

City of Decatur, Illinois
#1 Gary K. Anderson Plaza
Decatur, IL 62523-1196

RETURN WITH BID

Subcontractor Utilization Statement

Date:	2/19/19	Project Title:	2019 Annual Water Main Replacement Project Fairlawn Neighborhood
Total Contract Value:		Project Number:	2019-10

Section I: Prime Contractor Information

Prime Contractor: Burdick Plumbing & Heating Co Inc

Address: 1175 N 20th St PO Box 496
Decatur IL 62525

Phone: 217-429-2385

Contact Person: Jared Burdick

Email: jared@burdickplumbing.com

Section II: Selected Subcontractors

Subcontractor Name	MBE or Non-MBE	Amount	% of Total Contract	Scope of Work
Marenco Enterprises LLC	MBE	300,000.00	11	Trucking/Rock
Dunn Co	Non	300,000.00	11	Asphalt Patch
Kinney Contractors	Non	180,000.00	7	Concrete Patch
Bodine Electric	Non	50,000.00	2	Directional Boring
Rainey Nursery	Non	11,000.00	.5	Seeding
Totals				

- If more subcontractors are utilized, please copy this form and attach the additional information.

Section III: MBE subcontractors that submitted bids but were not selected

Subcontractor Name	Scope of Work Bid	Reason for Denial
N/A		

Section III Continued: MBE subcontractors that submitted bids but were not selected

Subcontractor Name	Scope of Work Bid	Reason for Denial
None		

- If more firms submitted quotes, please copy this form and attach the additional information.

Section IV: MBE subcontractors that were contacted for this project

Subcontractor Name	Method of Contact	Contact Outcome
Marenco Enterprises	Phone	Bidding

- If more firms were contacted, please copy this form and attach the additional information.

Section V:
The City of Decatur is committed to promoting minority participation in public works construction projects and in accordance with Article 28-10 of the City Code, has established the subcontractor utilization goal of 10% Minority Business Enterprises that are to be used in the execution of this project. Prime Contractors have an obligation to make a good faith effort to advance the City's commitment to increase diversity among the firms working on City construction projects.

This form must be completed and submitted with the bid proposal. All subcontractors intended for use on this project shall be listed in the columns above; along with the total amount to be paid to the subcontractors; percentage of total contract; and scope of work. If for whatever reason the Prime Contractor has to utilize a subcontractor not listed above, they must submit a **Notification of Change in Participation** with the necessary support documentation.

The undersigned certifies that the information included herein is true and correct; the subcontractors listed above have agreed to perform the scope of work described. The undersigned further certifies that it has no controlling, dominating, or conflict of interest in any of the listed subcontractors.

Signature of Prime Contractor

February 20, 2019
Date

City of Decatur, Illinois
#1 Gary K. Anderson Plaza
Decatur, IL 62523-1196

RETURN WITH BID WHEN REQUIRED

Minority Business Enterprise Participation Waiver Request

Date:	2/20/19	Project Title:	2019 Annual Water Main Replacement
		Project Number:	2019-10

Prime Contractor: Burdick Plumbing & Heating Co Inc

Address: 1175 N 20th P O Box 496
Decatur IL 62525

Phone: 217-429-2385

Contact Person: Jared Burdick

Email: jared@burdickplumbing.com

We hereby request to waive all of the Minority Business Enterprise (MBE) participation goals on the above named project for the following reason(s). The firm further affirms that the stated reasons and documents provided are true and correct and not misleading.

CHECK ALL THAT APPLY. SPECIFIC SUPPORTING DOCUMENTATION MUST BE SUBMITTED AS INDICATED.

☐	An insufficient number of MBEs responded to our invitation to bid. (Attach a list of MBEs contacted for each work item to be subcontracted along with the dollar amount for each item)
☐	No subcontracting opportunities exist. (Attach explanation)
☐	The award of subcontract(s) is impracticable. (Attach explanation)

Signature of Prime Contractor

February 20, 2019
Date

FOR OFFICIAL USE ONLY

☐ APPROVED	☐ DISAPPROVED

The minority participation goals are waived on this project for the following reason(s) (see Article 28-10-7 City Code):

☐	The project is essential for City operations.
☐	Emergency circumstances require a waiver.
☐	Evidence of a good faith effort by the contractor.
☐	Evidence the contractor received no proposals or inquiries from qualified MBE or firms that employ minority workers in response to a good faith effort to secure participation.

REVIEWED BY:

Public Works Director

Date

City of Decatur, Illinois
#1 Gary K. Anderson Plaza
Decatur, IL 62523-1196

Notification of Change in Participation

Date:	2/19/19	Project Title:	2019 Annual Water Main Replacement Project
		Project Number:	2019-10

Prime Contractor: Burdick Plumbing & Heating Co Inc

Address: 1175 N 20th St PO Box 496
Decatur IL 62525

Phone: 217-429-2385

Contact Person: Jared Burdick

Email: jared@burdickplumbing.com

If changing from a previously identified subcontractor to another or to change from self-performing to a subcontractor, complete the following:

From Name:			To Name:		
Address:			Address:		
Phone:			Phone:		
Status:	☐ MBE	☐ Non-MBE	Status:	☐ MBE	☐ Non-MBE
			Contract Amount:		
Will the scope of work change?	☐ Yes	☐ No	% of Total Contract:		

Describe the scope of work change:

Reason for subcontractor change:

Describe good faith efforts to utilize a MBE:

Signature of Prime Contractor

February 20, 2019
Date

City of Decatur, Illinois
#1 Gary K. Anderson Plaza
Decatur, IL 62523-1196

RETURN WITH BID FOR EACH MBE SUBCONTRACTOR

MBE Subcontractor Information Form

Date:	2/20/19	Project Title:	2019 ANNUAL WATER MAIN REPLACEMENT PROJECT
Total Contract Value:	$2,624,752.00	Project Number:	2019-10

Section I: MBE Subcontractor Information

Subcontractor: MARENCO ENTERPRISES LLC

Address: 3490 LEGHORN RD.
CLINTON, IL 61927

Phone: 217-693-2484

Contact Person: MIRNA WILLOUGHBY

Email: MIRNA.MARENCO.ENT@GMAIL.COM

Section II: Estimated Work

Description of Scope of Work Agreed Upon	Estimated Amount	Estimated % of Total Contract
ROCK / TRUCKING - SPOILS / TRUCKING	$350,000.00	13%

This form must be completed and submitted with the bid proposal for each MBE Subcontractor. All Subcontractors intended for use on this project shall have an **MBE Subcontractor Information Form** signed by the prime contractor and subcontractor. If for whatever reason the Prime Contractor changes or adds a Subcontractor, a **Notification of Change in Participation Form** and **MBE Subcontractor Information Form** with the necessary support documentation must be submitted and approved.

The undersigned certifies that the information included herein is true and correct and the subcontractor has agreed to perform the scope of work described. The undersigned further certifies that this form is not a Contract between the City, Prime Contractor or Subcontractor.

Prime Contractor Signature	Print
	JEFF BURDICK
Title	**Date**
VICE PRESIDENT	2/20/19

Subcontractor Signature	Print
Mirna Willoughby	MIRNA WILLOUGHBY
Title	**Date**
PRESIDENT	2/20/19

NON-COLLUSION AFFIDAVIT

RETURN WITH BID

STATE OF Illinois)
) ss
COUNTY OF Macon)

Jeffrey S Burdick, being first duly sworn, deposes and says that they are V. President (sole owner, partner, president, secretary, etc.) of Burdick Plumbing & Heating Co Inc, the party making the foregoing bid; that such bid is not made in the interest of or on behalf of any undisclosed person, partnership, company, association, organization or corporation; that such bid is genuine and not collusive or sham; that said bidder has not directly or indirectly induced or solicited any other bidder to put in a false or sham bid, and has not directly or indirectly colluded, conspired, connived, or agreed with any bidder or anyone else to put in a sham bid, or that anyone shall refrain from bidding; that said bidder has not in any manner, directly or indirectly, sought by agreement, communication or conference with anyone to fix the bid price of said bidder or of any other bidder, or to fix any overhead, profit or cost element of such bid price, or of that of any other bidder, or to secure any advantage against the public body awarding the contract or anyone interested in the proposed contract; that all statements contained in such bid are true; and, further, that said bidder has not, directly or indirectly, submitted their bid price or any breakdown thereof, or the contents thereof, or divulged information or data relative thereto, or paid and will not pay any fee in connection therewith to any corporation, partnership, company, association, organization, bid depository, or to any member or agent thereof, or to any other individual except to such person or persons as have a partnership or other financial interest with said bidder in their general business.

Signed:

V. President

Title

Subscribed and sworn to before me this 20th day of February, 2019.

(SEAL)

Notary Public

*The Owner reserves the right, before any award of contract is made, to require of any bidder to whom it may make an award of the Contract, a duly executed non-collusion affidavit in the form designated above.

ADDENDUM NO. 1

TO PLANS, SPECIFICATIONS AND CONTRACT DOCUMENTS FOR: 2019 ANNUAL WATER MAIN REPLACEMENT PROJECT FAIRLAWN NEIGHBORHOOD CITY PROJECT 2019-10 DATED JANUARY 2019

AD-1-1 NOTICE

1.01 This Addendum No. 1 dated February 12, 2019, to the Plans, Specifications and Contract Documents for the above captioned project, supersedes all contrary and conflicting information of the above-mentioned bid proposal documents, which are hereby supplemented in certain particulars as follows:

AD-1-2 BID PROPOSAL

2.01 Insert the attached pre-bid meeting sign-in sheet and meeting minutes from the Pre-Bid Meeting on February 8, 2019.

2.02 Replace the Bid Proposal Forms on pages 17-19 with the Add No. 1 17- Add No. 1 19 included with this addendum.

AD-1-3 SPECIAL PROVISIONS

3.01 Insert SP-21 WATER MAIN TO BE FILLED, 6-INCH in the index on page 56

3.02 Insert SP 21- WATERMAIN TO BE FILLED, 6-INCH on page 64 of the Special Provisions as described below:

SP-21 WATERMAIN TO BE FILLED

Description: This work will consist of filling the existing water main with a Controlled Low-Strength Material (CLSM) at the locations as shown on the plans and directed by the Engineer.

Watermain to be filled shall be bullheaded and vented on the upper end(s). CLSM shall be placed from the lower end to the upper end(s) until filled. Placement shall be pumped; gravity fed is not allowed.

All cost to excavate, cut, and cap main ends for grouting shall be included in CUT AND CAP EXISTING MAIN

Basis of Payment: All labor and materials necessary to comply with this special provision will be paid for at the contract unit price per LINEAL FEET for WATER MAIN TO BE FILLED, of the diameter specified and no additional compensation will be paid.

Please make the proper acknowledgment of **addenda #1** on page **15** of your bidding documents.

END OF ADDENDUM NO. 1

City Engineer: _____ Date: 2/11/19

Pre-bid Meeting Minutes
for

2019 ANNUAL WATER MAIN REPLACEMENT PROJECT

CITY PROJECT 2019-10

Public Works Conference Room
10:00 a.m., Friday, February 8, 2019

I. Introduction

Paul Caswell introduced the project. This is a mandatory pre-bid meeting. Only those bidders who are listed on the attendance sheet will be allowed to bid on the project.

II. Project Review

Installing water main and associated appurtenances in Fairlawn Neighborhood to include 2,680 feet of 12" Water Main, 4,920 feet of 8" Water Main, and 380' of 6" Water Main.

The work also includes erosion control, items of pavement and landscape restoration, and traffic control.

III. Minority Participation Goals Review of City Code Chapter 28, Article 10 (Handout and Discussion).

Paul Caswell Discussed the Minority Participation Goals

A. Policy

*The City requires that general contractors show good faith efforts to meet the City's goals of 10% of the project amount be used to hire MBE subcontractors when subcontracting opportunities exist, **and** 18% total hours are to be worked by minority employees. Note that there are two goals that need to be addressed.*

B. Definitions

The Prospective bidders are directed to the attached handout that provides an excerpt of the State's definition of a minority.

C. Project Goals and Good Faith Efforts

1. Subcontracting is not required but if a subcontractor is used a Good Faith Effort must be made to fill the stated goal.

2. The Contractor shall put forward good faith efforts to "actively and aggressively" seek the participation of MBE or minority workers. Discuss options to assist in "actively and aggressively" seeking this participation.

It is expected that a demonstration of "active" and "aggressive" will include actual direct contact with or working with a minority subcontractor in a manner that leads them to provide actual quotes for the work to be subcontracted. This is benefited by the development of an ongoing relationship with minority subcontractors.

3. The City's expectation of what will be required to demonstrate a Good Faith Effort.

The City regards a good faith effort, at a minimum, to include direct contacts with 2-3 MBE subcontractors for ***each*** *subcontracting opportunity until the goal is met. The contacts must be with subcontractors that provide the type of work that is being subcontracted. Mass e-mail contacts alone are not considered a good faith effort. Documented follow up requests are required if no response is received. The bidder is to provide all work, all contacts, the method of contact (email, phone, personal, etc.), and the results of each contact.* ***Email requests with no reply or other evidence of direct contact are not considered to be acceptable direct contacts.***

City staff can have no contact with bidders regarding their bid submittal after bids have been opened, so their only opportunity to demonstrate a good faith effort, is to provide all supportive evidence with the bid document. For the benefit of the review that must be conducted by City staff, it is helpful for the bidders to group their direct contacts according to the subcontracting opportunity.

Minority Workers Goal: 18% total hours worked should be performed by minority workers.

The City tracks this goal through ePrismSoft and prevailing wage reports when required.

IV. Other Items

Bidders should check Decatur Blueprint's website before submitting a bid to make sure there are no addenda's missing. Only contractors on Decatur Blueprint's plan holder list will get updates on addenda's. You have to purchase the plans to get on their list. Simply downloading a set of plans from the website does not put you on the bidders list.

1. GC-27 Use of Fire Hydrants
   discussed the need to use a hydrant meter for any water used other than the first water main flush.
2. SP-2 Completion Date
   provided information on the 90 day internal milestone for the completion of a block to block area 90 days after starting the block. Completion shall include all final restoration, seeding and pavement.
3. SP-3 Schedule of Work

discussed the need to provide and adhere to a schedule, weekly schedule updates should be provided. Also highlighted the internal completion date to complete the work on Taylor.

4. Traffic Control

Discussed traffic control required per IDOT standards Fairview and it will also be required to stage construction to keep one lane open.

End 10:35

Pre-Bid Sign-In Sheet

2019 Annual Water Main Replacement Project

City Project 2019-10

February 08, 2019 @ 10:00 A.M., Public Works Conference Room

Name / Email Address	Representing	Phone Number / Fax Number	In Person (P) Conference Call (C)
1) Karen Kohman-Kayla	Entlers	217-428-1865	P
Email: karenentlerex@gmail.com			C
2) Jeff Burdick	Burdick	(217) 429-2385	P
Email: jeff@burdickplumbing.com			C
3) Jared Burdick	Burdick Co.	217-429-2385	P
Email: jared@burdickplumbing.com		217-855-0322	C
4) Katie Kinney	Kinney Contrs	217 [illegible]	P
Email: Kinney@roadbuilder.net			C
5) Karl Ziemer	City of Decatur	217-424-2896	P
Email: kziemer@decaturil.gov		217-420-0605	C
6) Jamie Richardson	Walker	309-634-6617	P
Email: office@walkerex.com			C
7)			P
Email:			C
8)			P
Email:			C
9)			P
Email:			C
10)			P
Email:			C
11)			P
Email:			C
12)			P
Email:			C
13)			P
Email:			C
14)			P
Email:			C
15)			P
Email:			C

City of Decatur, Illinois
#1 Gary K. Anderson Plaza
Decatur, IL 62523-1196

Notification of Change in Participation

Date:		Project Title:	
		Project Number:	

Prime Contractor: _____

Address: _____

_____

Phone: _____

Contact Person: _____

Email: _____

If changing from a previously identified subcontractor to another or to change from self-performing to a subcontractor, complete the following:

From Name:			To Name:		
Address:			Address:		
Phone:			Phone:		
Status:	☐ MBE	☐ Non-MBE	Status:	☐ MBE	☐ Non-MBE
			Contract Amount:		
Will the scope of work change?	☐ Yes	☐ No	% of Total Contract:		

Describe the scope of work change:
Reason for subcontractor change:
Describe good faith efforts to utilize a MBE:

Signature of Prime Contractor

Date

City of Decatur, Illinois
#1 Gary K. Anderson Plaza
Decatur, IL 62523-1196

Final Subcontractor Participation Documentation

Date:		Project Title:	
Total Contract Value:		Project Number:	

Section I: Prime Contractor Information

Prime Contractor: _____

Address: _____

_____

Phone: _____

Contact Person: _____

Email: _____

Section II: Selected Non-MBE Subcontractors

Subcontractor Name	Estimated Amount	Est. % of Total Contract	Actual Amount	Actual % of Total Contract
Non-MBE Subcontractor Total				

If more subcontractors are utilized, please copy this form and attach the additional information.

Section III: Selected MBE Subcontractors

Subcontractor Name	Estimated Amount	Est. % of Total Contract	Actual Amount	Actual % of Total Contract
MBE Subcontractor Totals				
If more subcontractors are utilized, please copy this form and attach the additional information.				

CHECK ALL THAT APPLY. SPECIFIC SUPPORTING DOCUMENTATION MUST BE SUBMITTED AS INDICATED.

☐	MBE Goal for subcontractor utilization of 10% **has been** reached
☐	MBE Goal for subcontractor utilization of 10% **has not been** reached but Contractor **has** met the goal estimated on the **Subcontractor Utilization Statement** submitted at Bid
☐	MBE Goal for subcontractor utilization of 10% **has not been** reached and Contractor **has not** met the goal estimated on the **Subcontractor Utilization Statement** submitted at Bid (attach explanation)
☐	Other – (State reason and attach explanation)

The undersigned certifies that the information included herein is true and correct, failure to submit this form may result in delay of the final payment.

Signature of Prime Contractor

Date

CONTRACT

THIS CONTRACT, made and entered into this 4th day of March, 2019, by and between the City of Decatur, Illinois, hereinafter called "Owner", and Burdick Plumbing & Heating Co., Inc., hereinafter called the "Contractor".

WITNESSETH:

That for and in consideration of the payments, covenants, and agreements stated herein, the Contractor and Owner agree as follows:

1. The Contractor shall perform and complete in a Good and Workmanlike Manner all Work required in connection with **"2019 ANNUAL WATER MAIN REPLACEMENT PROJECT, FAIRLAWN NEIGHBORHOOD, CITY PROJECT 2019-10",** all in strict accordance with the Contract Documents, including any and all Addenda prepared by the City Engineer, with specifications and drawings are made a part of this Contract; and in strict compliance with the Contractor's Bid Proposal and the other Contract Documents herein mentioned, which are a part of the Contract; and the Contractor shall do everything required by this Contract and the other documents constituting a part thereof.

2. Payments are to be made to the Contractor by the Owner in accordance with and subject to the provisions embodied in the documents made a part of this Contract, or as prescribed by law.

3. Work under this Contract shall commence on the date specified in the written Notice to Proceed from the Owner to the Contractor. Upon receipt of said Notice, the Contractor shall diligently and continuously prosecute and substantially complete all Work under this Contract.

4. **A Completion Date is in effect for this project in accordance with Section 108 of the Illinois Department of Transportation, Standard Specifications for Road and Bridge Construction. Work shall be complete by December 20, 2019.**

5. This Contract consists of the following component parts, herein defined as the Contract Documents, all of which are as full a part of this Contract as if herein set out verbatim, or if not attached, as if hereto attached:

Advertisement for Bids	General Conditions
Information for Bidders	Special Conditions
Bid Proposal	Standard Specifications
Non-Collusion Affidavit	Project Drawings
Contract (This Instrument)	Special Provisions
Contract Change Orders	Supplemental Specifications
Performance Bond	Appendix(s)
Addenda No. 1 Dated February 12, 2019	

CONTRACT

The above-named documents are essential parts of the Contract, and a requirement occurring in one is as binding as though occurring in all. They are intended to be complementary and to describe and provide for a complete work product.
In case of discrepancy, the order of precedence is as follows:

1. Contract Change Orders
2. Addenda
3. Contract
4. Special Provisions & Drawings
5. Special Conditions
6. Supplemental Specifications
7. General Conditions

In the event there is a conflict between any of the above listed documents, the provision of the document with the lower numerical value shall govern over those documents with a high numerical value.

The Contractor shall not take advantage of any apparent error or omission in the plans or specifications. In the event the Contractor discovers such an error or omission, the bidder shall immediately notify the Owner. The Owner will then make such corrections and interpretations as may be deemed necessary for fulfilling the intent of the plans and specifications.

6. It is agreed by the parties to this Contract that this Contract shall be executed in quadruplicate, one copy for the Contractor, and three copies for the Owner.

ATTEST:

CITY OF DECATUR, ILLINOIS

_____
CITY CLERK

By _____
MAYOR

BURDICK PLUMBING & HEATING CO., INC.

_____
SECRETARY (Corporate Seal)

By _____
PRESIDENT

City of Decatur, Illinois

Contract Bond

Project 2019 ANNUAL WATER MAIN REPLACEMENT PROJECT

Project Number 2019-10

We, Burdick Plumbing & Heating Co., Inc.

a/an) ☐ Individual ☐ Co-partnership ☐ Corporation organized under the laws of the _____ ,

as PRINCIPAL, and _____

_____ as SURETY,

are held and firmly bound unto the City of Decatur (hereafter referred to as "CITY") in the penal sum of

Two Million, Six Hundred Twenty-Four Thousand, Seven Hundred Fifty-Two and no/100 ----------

_____ Dollars ($2,624,752.00), lawful money of the United States, well and truly to be paid unto said CITY, for the payment of which we bind ourselves, our heirs, executors, administrators, successors, jointly to pay to the CITY this sum under the conditions of this instrument.

WHEREAS THE CONDITION OF THE FOREGOING OBLIGATION IS SUCH that, the said Principal has entered into a written contract with the CITY for the construction of work on the above City Project, which contract is hereby referred to and made a part hereof, as if written herein at length, and whereby the said Principal has promised and agreed to perform said work in accordance with the terms of said contract, and has promised to pay all sums of money due for any labor, materials, apparatus, fixtures or machinery furnished to such Principal for the purpose of performing such work and has further agreed to pay all direct and indirect damages to any person, firm, company or corporation suffered or sustained on account of the performance of such work during the time thereof and until such work is completed and accepted; and has further agreed that this bond shall inure to the benefit of any person, firm, company or corporation to whom any money may be due from the Principal, subcontractor or otherwise for any such labor, materials, apparatus, fixtures or machinery so furnished and that suit may be maintained on such bond by any such person, firm, company or corporation for the recovery of any such money.

NOW THEREFORE, if the said Principal shall well and truly perform said work in accordance with the terms of said contract, and shall pay all sums of money due or to become due for any labor, materials, apparatus, fixtures or machinery furnished to him for the purpose of constructing such work, and shall commence and complete the work within the time prescribed in said contract, and shall pay and discharge all damages, direct and indirect, that may be suffered or sustained on account of such work during the time of the performance thereof and until the said work shall have been accepted, and shall hold the CITY harmless on account of any such damages and shall in all respects fully and faithfully comply with all the provisions, conditions and requirements of said contract, then this obligation to be void; otherwise to remain in full force and effect.

IN TESTIMONY WHEREOF, the said PRINCIPAL and the said SURETY have caused this instrument to be signed by their respective officers this _____ day of _____ A.D. _____

PRINCIPAL

_____ (Company Name)

By: _____ (Signature & Title)

Attest: _____ (Signature & Title)

_____ (Company Name)

By: _____ (Signature & Title)

Attest: _____ (Signature & Title)

(If PRINCIPAL is a joint venture of two or more contractors, the company names and authorized signature of each contractor must be affixed.)

STATE OF ILLINOIS,

COUNTY OF _____

I, _____, a Notary Public in and for said county, do hereby certify that

_____

_____

(Insert names of individuals signing on behalf or PRINCIPAL)

who are each personally known to me to be the same persons whose names are subscribed to the foregoing instrument on behalf of PRINCIPAL, appeared before me this day in person and acknowledged respectively, that they signed and delivered said instrument as their free and voluntary act for the uses and purposes therein set forth.

Given under my hand and notarial seal this _____ day of _____ A.D. _____

My commission expires _____ _____ Notary Public **(SEAL)**

SURETY

_____ (Name of Surety)

By: _____ (Signature of Attorney-in-Fact)

STATE OF ILLINOIS,

(SEAL)

COUNTY OF _____

I, _____, a Notary Public in and for said county, do hereby certify that

_____

_____

(Insert names of individuals signing on behalf or SURETY)

who are each personally known to me to be the same persons whose names are subscribed to the foregoing instrument on behalf of SURETY, appeared before me this day in person and acknowledged respectively, that they signed and delivered said instrument as their free and voluntary act for the uses and purposes therein set forth.

Given under my hand and notarial seal this _____ day of _____ A.D. _____

My commission expires _____ _____ Notary Public **(SEAL)**

CITY OF DECATUR

Approved this 4th day of March, A.D. 2019

Attest:

_____ Kim L. Althoff, City Clerk

City Council _____ City of Decatur, Illinois

City Clerk _____

_____ Julie Moore Wolfe, Mayor

GENERAL CONDITIONS

INDEX

Title	Page
Index	32
Certificate of Insurance	33 to 34
Clean Up	35
Construction Staking	35
Contract Warranty	36
Contractor Availability	36
Coordination	36
Dust Control	36
Estimated Quantities and Location Changes	36
Fair Employment Practices	37
Indemnification	37
Inspection	37
Lane Closure Permits	37
Liquidated Damages	38
Location of Utilities	39
Measurement and Payment	39
Method of Payment	39 to 40
No Parking Signs	40
Permits	40
Documentation of Existing Conditions	40
Prevailing Wage Rates	40
Project Maintenance	41
Royalties, Patents and Copyrights	41
Safety	41
Schedule Notification	41
Taxes	41
Trench and Excavation Safety	42
Use of Fire Hydrants	42
Termination for Public Convenience	42 to 43

GENERAL CONDITIONS

GC-1 CERTIFICATE OF INSURANCE

The contractor, prior to the execution of the contract, shall obtain and keep in force during the performance of any and all work under this contract, the following insurance coverages, provided by companies acceptable to the City and authorized to transact business in the State of Illinois. The insurance companies will be rated by A.M. Best & Company with a rating not lower than A- and have a financial rating of VI. Coverage limits shall be written at not less than the minimum specified in this section. Higher minimum limits and additional coverages may be specified by a special condition elsewhere in the contract.

Workers' Compensation and Employer's Liability:

Workers compensation insurance shall be provided according to the provisions of the Illinois Workers' Compensation Act, as amended.

Employer's Liability	
a. Each Accident	$500,000
b. Disease - policy limit	$500,000
c. Disease - each employee	$500,000

Commercial General Liability:

General Aggregate Limit	$2,000,000
Products - Completed Operations	$2,000,000
Each Occurrence Limit	$1,000,000

Insurance shall be written on an occurrence form and shall provide coverage for: operations of the contractor, subcontractors (if any), broad form property damage, contractual liability and the hazards of explosion, collapse and underground (if appropriate). An Umbrella policy may be used to provide excess limits over underlying policy(ies) to meet the required limits of coverage.

Commercial Automobile Liability:

Bodily Injury & Property Damage Limit Each Occurrence	$1,000,000

The policy shall cover owned, non-owned and hired vehicles.

GC-1 CERTIFICATE OF INSURANCE (Continued)

Certificate:

Upon request the contractor shall file with the City certified copies of all insurance policies and all accompanying endorsements. The contractor shall supply certificates of insurance setting forth the coverage, limits, and endorsements before the City will execute the contract. The certificate of insurance shall include the City of Decatur, its officers and employees as an additional insured. In no event shall any failure of the City of Decatur to receive certificates or to demand receipt be construed as a waiver of the contractor's obligation to obtain and keep in force the required insurance.

Notice:

It shall be an affirmative obligation upon the contractor to advise the City's Representative at Fax No. (217) 424-2799 or mail to CITY ENGINEER, 1 GARY K. ANDERSON PLAZA, DECATUR, IL 62523, within two days of the cancellation or substantive change of any insurance policy set out above, and failure to do so shall be construed to be a breach of the contract.

NOTICE: THIS CONTRACT WILL NOT BE AWARDED UNTIL THE CONTRACTOR HAS PROVIDED THE CITY WITH A CONTRACT PERFORMANCE BOND AND PROOF OF INSURANCE.

GC-2 CLEAN UP

The Contractor shall at all times keep the premises free from accumulations of surplus excavated material, waste material or rubbish caused by their employees or work.

Upon completion of the work, the Contractor shall remove all their rubbish from and about the structures, buildings, and premises, also all their tools, equipment, scaffolding and surplus materials, and shall leave their work clean, ready for use. In case of dispute, the Owner may remove the rubbish and surplus materials and charge cost of removals to the Contractor or separate contractors, if any, in proportion to amounts determined by the City Engineer, hereinafter referred to as the "Engineer", to be just.

GC-3 CONSTRUCTION STAKING

The Engineer shall provide basic line and grade staking for construction. Such basic line and grade shall be limited in general to:

(1) not more than two base lines (generally perpendicular to each other) and one bench mark for a building, a plant site or a major structure; and

(2) centerline stakes and offset grade stakes, where applicable, at all changes in direction, manhole location, special structure, or similar critical location, together with bench marks, as may be necessary, along the line of work for utility distribution and transmission lines.

Any additional (detailed) construction staking shall be provided by the Contractor, who shall be fully responsible for transfer of data from the basic lines and grades provided by the Engineer. Detailed construction staking shall generally include such items as slope stakes, intermediate centerline stakes, additional offset grade stakes and similar work. The Contractor shall also be responsible for setting of all offsets, lines, string lines, reference points, reference grades, and similar control data required to execute the work under this contract.

The Contractor shall furnish all marking paint, stakes, hubs, lath or similar materials necessary for additional (detailed) construction staking, and shall provide manual assistance (rodmen) to assist the Engineer in checking or confirming the detailed staking, to whatever extent the Engineer deems necessary. Such checking, or the absence of it, by the Engineer shall in no way relieve the Contractor from full responsibility for the accuracy and adequacy of the detailed construction staking.

All costs of materials and labor occasioned by the Contractor's responsibilities as listed above, shall be borne by the Contractor and shall be included in the respective bid prices of the various items work.

GC-4 CONTRACT WARRANTY

The Contractor shall guarantee all materials and equipment furnished and work performed for a period of one (1) year from the date of substantial completion. The Contractor warrants and guarantees for a period of one (1) year from the date of substantial completion of the system that the completed system is free from all defects due to faulty materials or workmanship and the Contractor shall promptly make such corrections as may be necessary by reason of such defects, including the repairs of any damage to other parts of the system resulting from such defects. The Owner will give notice of observed defects with reasonable promptness. In the event that the Contractor should fail to make such repairs, adjustments or other work that may be made necessary by such defects, the Owner may do so and charge the Contractor the cost thereby incurred. The Contract Bond shall remain in full force and effect through the guarantee period.

GC-5 CONTRACTOR AVAILABILITY

At all times when work is being performed (by Contractor himself or subcontractor), the prime Contractor shall have on the job site someone in their direct employ who is capable of meeting with the Engineer and making decisions. If authorized by the Engineer, this condition may be satisfied by having a telephone number or someone who satisfies the above requirements.

GC-6 COORDINATION

Cooperation between the Contractor, City and Property Owners is imperative. The responsibility and cost to maintain access is borne by the Contractor. The costs for temporary walks and driveways if necessary are to be incidental to the related bid items unless specifically paid as a separate item.

GC-7 DUST CONTROL

As a part of their construction obligation, the Contractor shall make every reasonable effort to control dust throughout the construction area. Dirt, sand or other materials scattered over traveled areas shall be disposed of by sweeping, flushing or other appropriate measure. Temporary surfacing shall be continually maintained to avoid loose materials or dust pockets.

GC-8 ESTIMATED QUANTITIES AND LOCATION CHANGES

The quantities for this job are estimates only. These estimated quantities are used for establishing unit prices. The City reserves the right to increase, decrease, or omit any of the estimated quantities in this project. No additional compensation will be allowed for these changes.

GC-9 FAIR EMPLOYMENT PRACTICES

The Contractor and all subcontractors hereunder must comply with the provisions of the Illinois Human Rights Commission's Rules and Regulations for public contracts and the Equal Employment Opportunity Clause as contained in the Special Conditions of the Contract.

The Contractor and all subcontractors are to make a good faith effort to comply with the Minority Participation Goals set forth in Section 28-10 of the City Code. Documentation is to be provided on all good faith efforts to comply with the participation goals. This will include, but not be limited to, entering weekly certified payroll reports, contract and subcontract information, and payment verification through **ePrismSoft**, a web-based compliance tracking software. Access to **ePrismSoft** is provided by the City of Decatur.

GC-10 INDEMNIFICATION

The Contractor agrees to indemnify and hold harmless the City of Decatur, and its officers and its employees, from and against all liability, claims, demands and expenses, including court costs and attorney fees, on account of any injury, loss or damage which arise out of or are in any manner connected with the work to be performed under this Agreement, if such injury, loss or damage is caused in whole or in part by, or is claimed to be caused in whole or in part by the negligent acts, errors or omissions of the Contractor, any Subcontractor of the Contractor, or any officer employee or agent of the Contractor. The obligations of this Section shall not apply to damages which the City of Decatur shall become liable by final judgment to pay to a third party as the result of the negligent act, error or omission of the City of Decatur, its officers, employees or agent of the City of Decatur.

GC-11 INSPECTION

The Contractor shall give sufficient advance notice of placing orders to permit tests to be completed before the materials are incorporated in the work and he shall afford such facilities as the Engineer may require for collecting and forwarding samples and making inspections. All costs connected with the furnishing and testing of samples will be borne by the Contractor. Independent testing laboratories may be used provided they meet the approval of the City.

GC-12 LANE CLOSURE PERMITS

It is the Contractor's responsibility to obtain all necessary lane closure permits. Any costs incurred in obtaining these permits are to be incidental to the related contract item. Permit fees will be waived for those permits issued by the City of Decatur.

GC-13 LIQUIDATED DAMAGES

Time is of the essence to the contract. Should the Contractor fail to complete the work within the working days stipulated in the contract or on or before the completion date stipulated in the contract or within such extended time as may have been allowed, the Contractor shall be liable and shall pay to the City the amount shown in the following schedule of deductions, not as a penalty but as liquidated damages, for each day of overrun in the contract time or such extended time as may have been allowed. The liquidated damages for failure to complete the contract on time are approximate, due to the impracticality of calculating and proving actual delay costs. This schedule of deductions establishes the cost of delay to account for administration, engineering, inspection, and supervision during periods of extended and delayed performance. The costs of delay represented by this schedule are understood to be a fair and reasonable estimate of the costs that will be borne by the City during extended and delayed performance by the Contractor of the work, remaining incidental work, correction of work improperly completed, or repair of work damaged as a result of the Contractor. The liquidated damage amount specified will accrue and be assessed until final completion of the total physical work of the contract even though the work may be substantially complete. The City will deduct these liquidated damages from any monies due or to become due to the Contractor from the City.

Schedule of Deductions for Each Day of Overrun in Contract Time			
Original Contract Amount		Daily Charges	
From More Than	To and Including	Calendar Day	Work Day
$ 0	$ 100,000	$ 475	$ 675
100,000	500,000	750	1,050
500,000	1,000,000	1,025	1,425
1,000,000	3,000,000	1,275	1,725
3,000,000	6,000,000	1,425	2,000
6,000,000	12,000,000	2,300	3,450
12,000,000	And over	5,800	8,125

When a completion date is specified, the daily charge will be made for every day shown on the calendar beyond the specified completion date. When the time limit is specified as working days, the daily charge will be made for each additional working day, computed as specified in Article 108.04 of the Standard Specifications for Road and Bridge Construction, dated April 1, 2016, published by the Illinois Department of Transportation. If contracts are awarded on the basis of a multiple bid, the contract amounts of the individual contracts comprising the multiple bid will be totaled and the daily charge shall be that required for such total amount.

GC-14 LOCATION OF UTILITIES

Prior to commencing construction, the Contractor shall contact JULIE at 811 or (1-800-892-0123), and those agencies listed below to secure utility locations and data:

City of Decatur	(JULIE Member)
Ameren IP	(JULIE Member)
AT&T	(JULIE Member)
Comcast Communications	(JULIE Member)

The Contractor shall be held responsible for protecting all utilities and in the event the contractor damages any of them, they shall be replaced by the Contractor to the satisfaction of the utility owner at their own expense.

GC-15 MEASUREMENT AND PAYMENT

Payment shall be made only for those items listed in the Schedule of Prices in the Contractor's proposal, except as extra work may be directed by the City of Decatur Engineer, hereinafter referred to as "Engineer", in writing, during construction. Miscellaneous items of work not specifically listed in the Contractor's proposal shall be considered incidental to the contract work and the cost thereof shall be included in the appropriate contract bid item.

GC-16 METHOD OF PAYMENT

Requests for partial payment may be submitted, in writing, at least once each month by the Contractor to the Engineer. Requests shall make an approximate estimate of the materials in place complete, the amount of work performed, and the value thereof, at the contract unit prices. Copies of the certified payroll for employees of the Contractor and for the respective subcontractors should be submitted with the request. Copies of the invoices for materials and equipment actually on the job site for which payment is requested by the Contractor shall be included in the request.

The City will deduct from the amount so determined for the first 50 percent of the completed work a sum of ten percent to be retained until after the completion of the entire work to the satisfaction of the Engineer. After 50 percent or more of the work is completed, the Engineer may, at his/her discretion, certify the remaining partial payments without any further retention, provided that satisfactory progress is being made, and provided that the amount retained is not less than five percent of the total adjusted contract price. When the principal items of the work have been satisfactorily completed, a semi-final estimate may be made with the consent of the surety. Payment to the Contractor under such an estimate shall not exceed 90 percent of the amount retained after making partial payments, but in no event shall the amount retained after making the semi-final payment be less than one percent of the adjusted contract price, nor less than $500.00. Retainage will be released to the Contractor upon satisfactory completion of the work and shall be used for necessary adjustments to the pay schedule which may result from irregularities, substitutions or changes.

GC-16 METHOD OF PAYMENT (continued)

The failure to perform any requirement, obligation, or term of the contract by the Contractor shall be reason for withholding any progress payments until the Department determines that compliance has been achieved. Furthermore, progress payments may be reduced by liens filed pursuant to Section 23(c) of the Mechanics Lien Act, 770 ILCS 60/23(c).

GC-17 NO PARKING SIGNS

The Engineering Division will erect "No Parking" signs 24 hours prior to the start of work on a street, in an attempt to have all vehicles removed from the street. The City will not be held responsible for any delays due to the City having to have parked vehicles moved. The Contractor shall furnish the Engineer with suitable hardwood quality lath (drawing contained in these specifications) and a suitable quality and quantity of paint to erect "No Parking" signs, and to mark utilities. This cost will be considered incidental to the contract.

GC-18 PERMITS

It is the Contractor's responsibility to obtain all necessary permits. Any costs incurred in obtaining these permits are to be incidental to the related contract item. Permit fees will be waived for those permits issued by the City of Decatur.

GC-19 DOCUMENTATION OF EXISTING CONDITIONS

The Contractor shall provide digital video and/or detailed photographs of existing facilities along the route or area of all construction, prior to the start of such construction. Construction of this facility will generally be along street right-of-way containing trees, bushes, fences, driveways and similar items. Special attention shall be given to coverage of the entire easement and immediate adjacent areas which might be disturbed during construction.

The video and/or photographs shall be adequate to serve as a basis for comparison in determining whether the terms of the specifications with respect to replacements, restoration and/or preservation of existing surfaces have been complied with. Copy(s) of the video and/or photographs taken shall be given to the Engineer for his files. The cost for this item shall be included in the respective prices for the various items of work.

GC-20 PREVAILING WAGE RATES

The Contractor shall supply the Engineer with weekly certified copies of the payroll for both the prime Contractor and their subcontractors and further comply with all State and Local rules and policies regarding Prevailing Wages. The Engineer will monitor the payroll for compliance with the applicable "prevailing wage rates" as required by the Special Conditions of this contract.

GC-21 PROJECT MAINTENANCE

Should the City become aware of an unsafe condition existing within the scope of this project, the City will attempt to contact the Contractor to resolve the unsafe condition. However, if the City is unable to contact the Contractor's designated representative or if the Contractor fails to respond within a reasonable period, the City will perform the necessary operations and the cost for labor, equipment and materials will be deducted from the contract.

GC-22 ROYALTIES, PATENTS AND COPYRIGHTS

The Contractor shall pay all royalties and license fees. The Contractor shall defend suits or claims for infringement of copyrights and patent rights and shall hold the Owner and Engineer harmless from loss on account thereof, but shall not be responsible for such defense or loss when a particular design, process or product of a particular manufacturer or manufacturers is required by the Contract Documents or where the copyright violations are contained in Drawings, Specifications or other documents prepared by the Owner or Architect. However, if the Contractor has reason to believe that the required design, process or product is an infringement of a copyright or a patent, the Contractor shall be responsible for such loss unless such information is promptly furnished to the Architect.

GC-23 SAFETY

The Contractor shall be responsible for the safety of all persons on the work, and shall exercise all necessary precautions and furnish necessary material to provide for the safety and protection of all persons on the work. The Contractor shall comply with the safety provisions of applicable building codes, Municipal, County, State and Federal, and provisions of the Occupational Safety and Health Act of 1970, and the standards established thereunder.

The Contractor is solely responsible for any and all procedures, methods, structures or equipment submitted or employed. The acceptance thereof shall not in any manner relieve the Contractor of any liability whatsoever on account of any procedures or methods employed by them, or due to any failure or movement of any structures or equipment furnished by them.

GC-24 SCHEDULE NOTIFICATION

It shall be the responsibility of the Contractor to notify the Engineering Division, in writing, of the schedule of street closures for the following week. The Engineering Division will notify the local media and return a copy of the media release to the Contractor.

This work shall be considered as incidental to the contract and no additional compensation will be allowed.

GC-25 TAXES

Pursuant to Department of Revenue, Illinois Retailer's Occupation Tax Rule 15(4), sales of materials for incorporation into Owner's real estate are exempt from retailer's occupation tax and use tax. However, sales of tools, fuel, lumber for forms, and other end use or consumption items which are not incorporated into Owner's real estate are taxable sales.

GC-26 TRENCH AND EXCAVATION SAFETY

The Contractor will comply with all Federal, State and City laws, regulations and procedures governing trench and excavation safety. In no case will trench / excavation protection be less than the standards and regulations established by the "Department of Labor, Occupational Safety and Health Administration 29 CFR Part 1926, Occupational Safety and Health Standards - Excavations; Final Rule."

For trench depths of 5 feet or more, the Contractor shall provide trench protection accordance with the applicable standards and regulations cited. Prior to the commencement of any excavation or trenching activity with anticipated depths of 5 feet or more, the Contractor shall provide to the Engineer, in writing, his procedures for fulfilling the safety requirements for trench / excavation protection. The written statement will include the name and credentials of the competent person, employed by the contractor, who is responsible for trench / excavation safety on the job site.

GC-27 USE OF FIRE HYDRANTS

Prior to any use of fire hydrants by the Contractor, a permit shall be obtained from the City if Decatur Water Services Division hereinafter referred to as "Water Services Division", in accordance with Sections 20 and 23 of Chapter 64 of the City Code. Water Services Division is located at 2600 North Jasper Street; phone, 217-875-5705. The permit will be issued at no charge to the Contractor.

GC-28 TERMINATION FOR PUBLIC CONVENIENCE

The City may, by written order, terminate the contract or any portion thereof after determining that for reasons beyond either City or Contractor control, the Contractor is prevented from proceeding with or completing the work as originally contracted for, and that termination would, therefore, be in the public interest. Such reasons for termination may include, but need not be necessarily limited to, Executive Orders of the President relating to prosecution of war or national defense, national emergency which creates a serious shortage of materials, orders from duly constituted authorities relating to energy conservation, cessation of funding from third parties and restraining orders or injunctions obtained by third-party citizen action resulting from national or local environmental protection laws or where the issuance of such order or injunction is primarily caused by acts or omissions of persons or agencies other than the Contractor.

When contracts, or any portion thereof, are definitely terminated or cancelled, and the Contractor released before all items of work included in his/her contract have been completed, payment will be made for the actual number of units of items of work completed at contract unit prices, or as specified for partially completed items, and no claims for loss of anticipated profits will be considered. Reimbursement for organization of the work and moving equipment to and from the job will be considered where the volume of the work completed is too small to compensate the Contractor for these expenses under the contract unit prices, the intent being that an equitable settlement will be made with the Contractor.

GC-28 TERMINATION FOR PUBLIC CONVENIENCE (continued)

Acceptable materials, obtained by the Contractor for the work, that have been inspected, tested and accepted by the Engineer, and that are not incorporated in the work may, at the option of the Engineer, be purchased from the Contractor at actual costs as shown by receipted bills and actual cost records at such points of delivery as may be designated by the Engineer.

Termination of a contract, as stated above will not relieve the Contractor or his/her surety of the responsibility of replacing defective work as required by the contract."

END OF GENERAL CONDITIONS

SPECIAL CONDITIONS

INDEX

Title	Page
Index	44
SC-1 Prevailing Wage Rates	45 to 53
SC-2 Fair Employment Practices	54 to 55

SPECIAL CONDITIONS

SC-1 PREVAILING WAGE RATES

CITY OF DECATUR
NOTICE TO CONTRACTORS
PREVAILING WAGE ACT

In submitting your bid or proposal for a public works project for the City of Decatur that is being paid for wholly or in part out of public funds, or providing services to the City of Decatur, the following shall apply to ensure the City is in compliance with the Illinois Prevailing Wage Act.

1. The Contractor shall not pay less than the prevailing rate of wages to all laborers, workmen and mechanics performing work under this contract, and shall comply with the requirements of the Illinois Wages of Employees on Public Works.

2. Any and all contractors and subcontractors bonds required by the City of Decatur for your specific project must contain a provision as will guarantee the faithful performance of the Prevailing Wage Act.

3. Any and all contracts or agreements entered into with the contractor or any subcontractor shall also comply with the provisions of the Prevailing Wage Act and contain a stipulation in any bid specifications or contracts requiring compliance with the Act.

4. A copy of the relevant prevailing wage rates shall be posted at a location on the project site that is easily accessible by workers.

5. All contractors and subcontractors must create and keep for a minimum of three (3) years, records of all laborers, mechanics and other workers employed by them on the project. The records shall include:

    a. Each worker's name, address, telephone number when available, social security number and classification or classifications;
    b. The number of hours worked each day; and,
    c. The starting and ending time of work each day.

6. All contractors and subcontractors must submit to the City of Decatur certified payroll records every month consisting of a complete copy of the records required to be kept above except for the start and end times.

7. The certified payroll records for both the prime Contractor and their subcontractors should be entered into ePrismSoft, an electronic web-based compliance tracking software. Access to ePrismSoft has been furnished by the City of Decatur. To activate access, the Prime Contractor and all subcontractors are to contact Human Capital Development at webnfo@eprismsoft.com or (309) 692-6400.

SPECIAL CONDITIONS

8. The certified payroll records must contain a statement signed by the contractor and all subcontractors averring that:

    a. The certified payroll records submitted are true and accurate;
    b. The hourly rate paid to each worker is not less than the general prevailing wage rate required; and,
    c. They are aware and acknowledge that filing certified payroll records they know to be false is a Class B misdemeanor.

9. Certified payroll records submitted to the City of Decatur shall be considered public records pursuant to the Illinois Freedom of Information Act except for employees' addresses, phone numbers and social security numbers.

10. If the Illinois Department of Labor revises the prevailing rate of hourly wages, the revised rate shall comply.

11. Payment to the contractor or any and all subcontractors is expressly conditioned upon strict compliance of the Act, including, but not limited to submittal of certified payroll records.

12. This Notice is not intended to be relied upon by contractors or subcontractors. You should review the Prevailing Wage Act to ensure your compliance and consult with an attorney of your own choosing.

Macon County Prevailing Wage for August, 2018

Trade Title	Region	Type	Class	Base Wage	Foreman Wage	M-F OT	OSA	OSH		H/W	Pension	Vacation	Training	
ASBESTOS ABT-GEN	All	BLD		30.89	32.14	1.5	1.5	2	2	6.3	15.58	0	0.9	0
ASBESTOS ABT-MEC	ALL	BLD		31.56	32.56	1.5	1.5	2	2	8.25	3	0	0	0
BOILERMAKER	All	BLD		37	39.5	1.5	1.5	2	2	7.07	23.72	1.5	1.05	0
BRICK MASON	All	BLD		31.72	33.31	1.5	1.5	2	2	9.1	13.96	0	0.85	0
CARPENTER	All	BLD		32.24	34.49	1.5	1.5	2	2	8.55	17.5	0	0.54	0
CARPENTER	All	HWY		33.3	35.05	1.5	1.5	2	2	8.55	17.5	0	0.6	0
CEMENT MASON	All	BLD		32.12	33.1	1.5	1.5	2	2	6.3	16.3	0	0.61	0
CEMENT MASON	All	HWY		31		1.5	1.5	2	2	6.3	16.3	0	0.63	0
CERAMIC TILE FNSHER	All	BLD		31.03	31.03	1.5	1.5	2	2	9.1	10.29	0	0.15	0
ELECTRIC PWR EQMT OP	All	ALL		45.09	56.52	1.5	1.5	2	2	7.1	12.62	0	0.45	0
ELECTRIC PWR GRNDMAN	All	ALL		30.81	56.52	1.5	1.5	2	2	6.67	8.62	0	0.31	0
ELECTRIC PWR LINEMAN	All	ALL		50.11	56.52	1.5	1.5	2	2	7.25	14.03	0	0.5	0
ELECTRIC PWR TRK DRV	All	ALL		32.32	56.52	1.5	1.5	2	2	6.72	9.05	0	0.32	0
ELECTRICIAN	All	BLD		37	40.7	1.5	1.5	2	2	7.4	10.36	0	0.56	0
ELECTRONIC SYS TECH	All	BLD		32.73		1.5	1.5	2	2	6.95	5.56	1.31	0.4	0
ELEVATOR CONSTRUCTOR	All	BLD		44.78	50.38	2	2	2	2	15.43	16.61	3.58	0.61	0
GLAZIER	All	BLD		35.91		1.5	1.5	2	2	6.25	10.2	0	0.68	0
HT/FROST INSULATOR	All	BLD		38.7	39.7	1.5	1.5	2	2	10.26	12.21	3.9	0.7	0
IRON WORKER	E	ALL		32.86	34.76	1.5	1.5	2	2	11.14	12.09	0	1.11	0
IRON WORKER	W	BLD		31.64	33.64	1.5	1.5	2	2	9.82	15.16	0	0.7	0
IRON WORKER	W	HWY		32.52	39.58	1.5	1.5	2	2	9.61	15.14	0	0.7	0
LABORER	All	BLD		28.39	29.64	1.5	1.5	2	2	6.3	16.87	0	0.8	0

LABORER	All	HWY		29.65	30.65	1.5	1.5	2	2	6.3	17.88	0	0.8	0
LATHER	All	BLD		32.24	34.49	1.5	1.5	2	2	8.55	17.5	0	0.54	0
MACHINIST	All	BLD		48.38	50.88	1.5	1.5	2	2	7.23	8.95	1.85	1.47	0
MARBLE FINISHERS	ALL	BLD		30.7	30.7	1.5	1.5	2	2	8.57	9.94	0	0.1	0
MARBLE MASON	All	BLD		31.72	33.31	1.5	1.5	2	2	9.1	13.96	0	0.85	0
MILLWRIGHT	All	BLD		32.24	34.49	1.5	1.5	2	2	8.55	17.96	0	0.54	0
MILLWRIGHT	All	HWY		34.98	36.73	1.5	1.5	2	2	8.55	18.52	0	0.52	0
OPERATING ENGINEER	All	BLD	1	36.79		1.5	1.5	2	2	11.3	10.6	0	2.05	0
OPERATING ENGINEER	All	BLD	2	34.32	38.36	1.5	1.5	2	2	11.3	10.6	0	2.05	0
OPERATING ENGINEER	All	BLD	3	30.53	38.36	1.5	1.5	2	2	11.3	10.6	0	2.05	0
OPERATING ENGINEER	All	BLD	4	38.36	38.36	1.5	1.5	2	2	11.3	10.6	0	2.05	0
OPERATING ENGINEER	All	HWY	1	42.77		1.5	1.5	2	2	11.3	10.6	0	2.05	0
OPERATING ENGINEER	All	HWY	2	42.3		0	0	0	0	10.6	9.75	0	1.75	0
OPERATING ENGINEER	All	HWY	3	31.09		1.5	1.5	2	2	8.5	8.25	0	2.34	4.86
OPERATING ENGINEER	All	HWY	4	44.38	0	1.5	1.5	2	2	11.3	10.6	0	2.05	0
OPERATING ENGINEER	All	O&C		34.22	0	1.5	1.5	2	2	11.3	10.6	0	2.05	0
PAINTER	All	ALL		31.25		1.5	1.5	2	2	6.3	12.3	0	1.21	0
PAINTER OVER 30FT	All	ALL		32	39	1.5	1.5	1.5	2	10.55	8.2	0	1.25	0
PAINTER PWR EQMT	All	ALL		29.75	31.25	1.5	1.5	2	2	6.3	12.3	0	0.7	0
PILEDRIVER	All	BLD		33.24	35.49	1.5	1.5	2	2	8.55	17.5	0	0.54	0
PILEDRIVER	All	HWY		33.3	35.05	1.5	1.5	2	2	8.55	17.5	0	0.52	0
PIPEFITTER	All	BLD		37.97	41.97	1.5	1.5	2	2	7.25	10.51	0	1.11	0
PLASTERER	ALL	BLD		30	32	1.5	1.5	2	2	8.4	17.74	0	0.8	0
PLUMBER	All	BLD		37.97	41.97	1.5	1.5	2	2	7.25	10.51	0	1.39	0
ROOFER	All	BLD		28.57	31.59	1.5	1.5	2	2	10.8	8.66	0	0.65	0
SHEETMETAL WORKER	All	BLD		33.11	36.11	1.5	1.5	2	2	9.2	15.13	0	0.7	0
SPRINKLER FITTER	All	BLD		42.87	45.62	1.5	1.5	2	2	8.67	9.55	0	0.52	0
STONE MASON	All	BLD		31.72	33.31	1.5	1.5	2	2	9.1	13.96	0	0.85	0

TERRAZZO FINISHER	ALL	BLD		30.7	30.7	1.5	1.5	2	2	8.57	9.94	0	0.1	0
TERRAZZO MASON	ALL	BLD		32.2	32.2	1.5	1.5	2	2	8.57	9.94	0	0.1	0
TILE MASON	All	BLD		32.53	32.53	1.5	1.5	2	2	9.1	10.29	0	0.15	0
TRUCK DRIVER	All	ALL	1	37.16	41.17	1.5	1.5	2	2	12.65	6.35	0	0.25	0
TRUCK DRIVER	All	ALL	2	37.69		1.5	1.5	2	2	12.65	6.35	0	0.25	0
TRUCK DRIVER	All	ALL	3	37.98	41.17	1.5	1.5	2	2	12.65	6.35	0	0.25	0
TRUCK DRIVER	All	ALL	4	38.3	41.17	1.5	1.5	2	2	12.65	6.35	0	0.25	0
TRUCK DRIVER	All	ALL	5	39.32	41.17	1.5	1.5	2	2	12.65	6.35	0	0.25	0
TRUCK DRIVER	All	O&C	1	29.73	32.94	1.5	1.5	2	2	12.65	6.35	0	0.25	0
TRUCK DRIVER	All	O&C	2	30.15		1.5	1.5	2	2	12.65	6.35	0	0.25	0
TRUCK DRIVER	All	O&C	3	30.38	32.94	1.5	1.5	2	2	12.65	6.35	0	0.25	0
TRUCK DRIVER	All	O&C	4	30.64		1.5	1.5	2	2	12.65	6.35	0	0.25	0
TRUCK DRIVER	All	O&C	5	31.46	32.94	1.5	1.5	2	2	12.65	6.35	0	0.25	0
TUCKPOINTER	All	BLD		31.72	33.31	1.5	1.5	2	2	9.1	13.96	0	0.85	0

Legend
M-F OT Unless otherwise noted, OT pay is required for any hour greater than 8 worked each day, Mon through Fri. The number listed is the multiple of the base wage.
OSA Overtime pay required for every hour worked on Saturdays
OSH Overtime pay required for every hour worked on Sundays and Holidays
H/W Health/Welfare benefit

Explanations MACON COUNTY

IRON WORKERS (WEST) - West of a straight line just east of Route 51 to the southeast corner where Shelby, Macon and Moultrie counties meet. The following list is

considered as those days for which holiday rates of wages for work performed apply: New Years Day, Memorial Day, Fourth of July, Labor Day, Thanksgiving Day, Christmas Day and Veterans Day in some classifications/counties. Generally, any of these holidays which fall on a Sunday is celebrated on the following Monday. This then makes work performed on that Monday payable at the appropriate overtime rate for holiday pay. Common practice in a given local may alter certain days of celebration. If in doubt, please check with IDOL.

SPECIAL CONDITIONS

Oil and chip resealing (O&C) means the application of road oils and liquid asphalt to coat an existing road surface, followed by application of aggregate chips or gravel to coated surface, and subsequent rolling of material to seal the surface.

EXPLANATION OF CLASSES

ASBESTOS - GENERAL - removal of asbestos material/mold and hazardous materials from any place in a building, including mechanical systems where those mechanical systems are to be removed. This includes the removal of asbestos materials/mold and hazardous materials from ductwork or pipes in a building when the building is to be demolished at the time or at some close future date.
ASBESTOS - MECHANICAL - removal of asbestos material from mechanical systems, such as pipes, ducts, and boilers, where the mechanical systems are to remain.

CERAMIC TILE FINISHER, MARBLE FINISHER, TERRAZZO FINISHER

Assisting, helping or supporting the tile, marble and terrazzo mechanic by performing their historic and traditional work assignments required to complete the proper installation of the work covered by said crafts. The term "Ceramic" is used for naming the classification only and is in no way a limitation of the product handled. Ceramic takes into consideration most hard tiles.

ELECTRONIC SYSTEMS TECHNICIAN

Installation, service and maintenance of low-voltage systems which utilizes the transmission and/or transference of voice, sound, vision, or digital for commercial, education, security and entertainment purposes for the following: TV monitoring and surveillance, background/foreground music, intercom and telephone interconnect, field programming, inventory control systems, microwave transmission, multi-media, multiplex, radio page, school, intercom and sound burglar alarms and low voltage master clock systems.

Excluded from this classification are energy management systems, life safety systems, supervisory controls and data acquisition systems not intrinsic with the above listed systems, fire alarm systems, nurse call systems and raceways exceeding fifteen feet in length.

TRUCK DRIVER - BUILDING, HEAVY AND HIGHWAY CONSTRUCTION Class 1. Drivers on 2 axle trucks hauling less than 9 ton. Air compressor and welding machines and brooms, including those pulled by separate units, truck driver helpers, warehouse employees, mechanic helpers, greasers and tiremen, pickup trucks when hauling materials, tools, or workers to and from and on-the-job site, and fork lifts up to 6,000 lb. capacity.

Class 2. Two or three axle trucks hauling more than 9 ton but hauling less than 16 ton. A-frame winch trucks, hydrolift trucks, vactor trucks or similar equipment when used for transportation purposes. Fork lifts over 6,000 lb. capacity, winch trucks, four axle combination units, and ticket writers.

Class 3. Two, three or four axle trucks hauling 16 ton or more. Drivers on water pulls, articulated dump trucks, mechanics and working forepersons, and dispatchers. Five axle or more combination units.

Class 4. Low Boy and Oil Distributors.

Class 5. Drivers who require special protective clothing while employed on hazardous waste work. TRUCK DRIVER

- OIL AND CHIP RESEALING ONLY.

This shall encompass laborers, workers and mechanics who drive contractor or subcontractor owned, leased, or hired pickup, dump, service, or oil distributor trucks. The work includes transporting materials and equipment (including but not limited to, oils, aggregate supplies, parts, machinery and tools) to or from the job site; distributing oil or liquid asphalt and aggregate; stock piling material when in connection with the actual oil and chip contract. The Truck Driver (Oil & Chip Resealing) wage classification does not include supplier delivered materials.

OPERATING ENGINEERS - BUILDING

CLASS 1. Asphalt Screed Man; Aspco Concrete Spreaders; Asphalt Pavers; Asphalt Plant Engineer; Asphalt Rollers on Bituminous Concrete; Athey Loaders; Backfillers, Crane Type; Backhoes; Barber Green Loaders; Bulldozers; Cableways; Cherry Pickers; Clam Shells; C.M.I. & similar type autograde formless paver, autograde placer & finisher; Concrete Breakers; Concrete Pumps; Derricks; Derrick Boats; Draglines; Earth Auger or Boring Machines; Elevating Graders; Engineers on Dredges; Gravel Processing Machines; Head Equipment Greaser; High Lifts or Fork Lifts; Hoists with two or more drums or two or more load lines; Locomotives, All; Mechanics; Motor Graders or Auto Patrols; Operators or Leverman on Dredges; Operators, Power Boat; Operators, Pug Mill (Asphalt Plants); Orange Peels; Overhead Cranes; Paving Mixers; Piledrivers; Pipe Wrapping and Painting Machines; Pushdozers, or Push Cats; Robotic Controlled Equipment in this Classification; Rock Crushers; Ross Carrier or Similar Machines; Rotomill; Scoops, Skimmer, two cu. yd. capacity and under; Scoops, All or Tournapull; Sheep-Foot Roller (Self Propelled); Shovels; Skid Steer; Skimmer Scoops; Temporary Concrete Plant Operators; Test Hole Drilling Machines; Tower Machines; Tower Mixers; Track Type End Loaders; Track Type Fork Lifts or High Lifts; Track Jacks and Tampers; Tractors, Sideboom; Trenching or Ditching Machine; Tunnelluggers; Vermeer Type Saws; Water Blaster Cutting Head; Wheel Type End Loaders; Winch Cat.

CLASS 2. Air Compressors (six to eight)*; Asphalt Boosters and Heaters; Asphalt Distributors; Asphalt Plant Fireman; Oiler on Two Paving Mixers When Used in Tandem; Boom or Winch Trucks; Bull Floats or Flexplanes; Concrete Finishing Machine; Concrete Saws, Self-Propelled; Concrete Spreading Machines; Conveyors (six to eight)*; Generators (six to eight)*; Gravel or Stone Spreader, Power Operated; Hoist (with One Drum and One Load Line); Light Plants (six to eight)*; Mechanical Heaters (six to eight)*; Mud Jacks; Post Hole Digger, Mechanical; Pug Mills when used for other than Asphalt operation; Robotic Controlled Equipment in this Classification; Road or Street Sweeper, Self Propelled; Rollers (except bituminous concrete); Seaman Tiller; Straw Machine; Vibratory Compactor; Water Blaster, Power Unit; Welding Machines (six to eight)*; Well Drill Machines.

CLASS 3. Air Compressors(one to five)*; Air Compressors, Track or Self-Propelled; Automatic Hoist; Building Elevators; Bulk Cement Batching Plants; Conveyors (one to five)*; Concrete Mixers (Except Plant, Paver, or Tower); Firemen; Generators (one to five)*; Greasers; Helper on Single Paving Mixer; Hoist, Automatic; Light Plants (one to five)*; Mechanic Helpers; Mechanical Heaters (one to five)*; Oilers; Power Form Graders; Power Sub-Graders; Robotic Controlled Equipment in this Classification; Scissors Hoist; Tractors without power attachments regardless of size or type; Truck Crane Oiler and Driver (1 man); Vibratory Hammer (power source); Water Pumps (one to five)*; Welding Machines (1/300 Amp. or over)*; Welding machines (one to five)*

CLASS 4. Lattice Boom Crawler Cranes; Lattice Boom Truck Cranes; Telescopic Truck-Mounted Cranes; Tower Cranes.

* Combinations of one to eight of any Air Compressors, Conveyors, Welding Machines, Water Pumps, Light Plants, or Generators shall be in batteries or within 400 feet and shall be paid as per the Classification Schedule contained in this Article.

OPERATING ENGINEERS - HIGHWAY

CLASS 1. Asphalt Screed Man; Asphco Concrete Spreaders; Asphalt Pavers; Asphalt Plant Engineer; Asphalt Rollers on Bituminous Concrete; Athey Loaders; Backhoes; Barber Green Loaders; Bulldozers; Cableways; Carry Deck Pickers; Cherry Pickers (Rough Terrain); C.M.I. & similar type- autograde formless paver,

autograde placer & finisher; Concrete Breakers; Concrete Plant Operators; Concrete Pumps; Derricks; Derrick Boats; Dewatering Systems; Earth Auger or Boring Machines; Elevating Graders; Engineers on Dredges; Gravel Processing Machines; Grout Pump; Head Equipment Greaser; High Lifts or Fork Lifts; Hoists with two or more drums or two or more load lines; Hydro Jet or Hydro Laser; Locomotives, All; Mechanics; Motor Graders or Auto Patrols; Multi-Point Power Lifting Equipment; Operators or Leverman on Dredges; Operators, Power Boat; Operators, Pug Mill (Asphalt Plants); Overhead Cranes; Paving Mixers; Piledrivers; Pipe Wrapping and Painting Machines; Push-dozers, or Push Cats; Robotic Controlled Equipment in this Classification; Rock Crushers; Ross Carrier or Similar Machines; Roto-Mill; Scoops, Skimmer, two cu.
yd. capacity and under; Sheep-Foot Roller (Self Pro-pelled); Shovels; Skid Steer; Skimmer Scoops; Test Hole Drilling Machines; Tower Machines; Tower Mixers; Track Type End Loaders; Track Type Fork Lifts or High Lifts; Track Jacks and Tampers; Tractors, Side-boom; Trenching or Ditching Machine; Tunnelluggers; Vermeer-Type Saws; Wheel Type End Loaders; Winch Cat; Scoops, All or Tournapull.

CLASS 2. Air Compressors (six to eight)*; Articulated Dumps; Asphalt Boosters and Heaters; Asphalt Distributors; Asphalt Plant Fireman; Boom or Winch Trucks; Building Elevators; Bull Floats or Flexplanes; Concrete Finishing Machine; Concrete Saws, Self-Propelled; Concrete Spreading Machines; Conveyors (six to eight)*; Generators (six to eight)*; Gravel or Stone Spreader, Power Operated; Hoist, Automatic; Hoist with One Drum and One Load Line; Light Plants (six to eight)*; Mechanical Heaters (six to eight)*; Mud Jacks; Off Road Water Wagons; Oiler on Two Paving Mixers When Used in Tandem; Post Hole Digger, Mechanical; Robotic Controlled Equipment in This Classification; Road or Street
Sweeper, Self-Propelled; Rollers (except bituminous concrete); Scissor Hoist; Sea-man Tiller; Straw Machine; Vibratory Compactor; Water Pumps
(six to eight)*; Well Drill Machines.

CLASS 3. Air Compressors (one to five)*; Air Compressors, Track or Self-Propelled; Bulk Cement Batching Plants; Conveyors (one to five)*; Concrete Mixers (Except Plant, Paver, or Tower); Firemen; Generators (one to five)*; Greasers; Helper on Single Paving Mixer; Light Plants (one to five)*; Mechanic Helpers; Mechanical Heaters (one to five)*; Oilers; Power Form Graders; Power Sub-Graders; Pug Mills when used for other than Asphalt operation; Robotic Controlled Equipment in This Classification; Tractors without power attachments, regardless of size or type; Truck Crane Oiler and Driver (1 man); Vibratory Hammer (power source); Water Pumps (one to five)*; Welding Machines (one 300 Amp. or over)*; Welding Machines (one to five)*.
CLASS 4. Lattice Boom Crawler Crane; Lattice Boom Truck Crane; Telescopic Truck- Mounted Crane; Tower Crane.

*Combinations of one to eight of any Air Compressors, Conveyors, Welding Machines, Water Pumps, Light Plants or Generators shall be in batteries or within 400 feet and shall be paid as per the Classification Schedule contained in this Article.

OPERATING ENGINEER - OIL AND CHIP RESEALING ONLY.

This shall encompass the operation of all motorized heavy equipment used in oil and chip resealing, including but not limited to operating self- propelled chip spreaders, and all types of rollers (both hard and rubber tired); and other duties pertaining to the operation or maintenance of heavy equipment related to oil & chip resealing.

Other Classifications of Work:

For definitions of classifications not otherwise set out, the Department generally has on file such definitions which are available. If a task to be performed is not subject to one of the classifications of pay set out, the Department will upon being contacted state which neighboring county has such a classification and provide such rate, such rate being deemed to exist by reference in this document. If no neighboring county rate applies to the task, the Department shall undertake a special determination,

such special determination being then deemed to have existed under this determination. If a project requires these, or any classification not listed, please contact IDOL at 217-782-1710 for wage rates or clarifications.

LANDSCAPING

Landscaping work falls under the existing classifications for laborer, operating engineer and truck driver. The work performed by landscape plantsman and landscape laborer is covered by the existing classification of laborer. The work performed by landscape operators (regardless of equipment used or its size) is covered by the classifications of operating engineer. The work performed by landscape truck drivers (regardless of size of truck driven) is covered by the classifications of truck driver.

SC-2 FAIR EMPLOYMENT PRACTICES

The Equal Employment Opportunity Clause, effective February 9, 1981, is included herein verbatim for this contract.

In the event of the Contractor's noncompliance with the provisions of this Equal Employment Opportunity Clause, the Illinois Human Rights Act or the Rules and Regulations of the Illinois Department of Human Rights ("Department"), the Contractor may be declared ineligible for future contracts or subcontracts with the State of Illinois or any of its political subdivisions or municipal corporations, and the contract may be canceled or voided in whole or in part, and such other sanctions or penalties may be imposed or remedies invoked as provided by statute or regulation. During the performance of this contract, the Contractor agrees as follows:

(1) That it will not discriminate against any employee or applicant for employment because of race, color, religion, sex, marital status, national origin or ancestry, age, physical or mental handicap unrelated to ability, or an unfavorable discharge from military service; and further that it will examine all job classifications to determine if minority persons or women are underutilized and will take appropriate affirmative action to rectify any such under utilization.

(2) That, if it hires additional employees in order to perform this contract or any portion thereof, it will determine the availability (in accordance with the Department's Rules and Regulations) of minorities and women in the area(s) from which it may reasonably recruit and it will hire for each job classification for which employees are hired in such a way that minorities and women are not underutilized:

(3) That, in all solicitations or advertisements for employees placed by it or on its behalf, it will state that all applicants will be afforded equal opportunity without discrimination because of race, color, religion, sex, marital status, national origin or ancestry, age, physical or mental handicap unrelated to ability, or an unfavorable discharge from military service.

(4) That it will send to each labor organization or representative of workers with which it has or is bound by a collective bargaining or other agreement or understanding, a notice advising such labor organization or representative of the Contractor's obligations under the Illinois Human Rights Act and the Department's Rules and Regulations. If any such labor organization or representative fails or refuses to cooperate with the Contractor in its efforts to comply with such Act and Rules and Regulations, the Contractor will promptly so notify the Department and the contracting agency and will recruit employees from other sources when necessary to fulfill its obligations thereunder.

SC-2 FAIR EMPLOYMENT PRACTICES (Continued)

(5) That it will submit reports as required by the Department's Rules and Regulations, furnish all relevant information as may from time to time be requested by the Department or the contracting agency, and in all respects comply with the Illinois Human Rights Act and the Department's Rules and Regulations.

(6) That it will permit access to all relevant books, records, accounts and work sites by personnel of the contracting agency and the Department for purposes of investigation to ascertain compliance with the Illinois Human Rights Act and the Department's Rules and Regulations.

(7) That it will include verbatim or by reference the provisions of this clause in every subcontract it awards under which any portion of the contract obligations are undertaken or assumed, so that such provisions will be binding upon such contractor. In the same manner as with other provisions of this contract, the contractor will be liable for compliance with applicable provisions of this clause by such subcontractors; and further it will promptly notify the contracting agency and the Department in the event any subcontractor fails or refuses to comply herewith. In addition, the contractor will not utilize any subcontractor declared by the Illinois Human Rights Commission to be ineligible for contracts or subcontracts with the State of Illinois or any of its political subdivisions or municipal corporations.

END OF SPECIAL CONDITIONS

SPECIAL PROVISIONS
AND
STANDARD SPECIFICATIONS

INDEX

Title	Page
Index	56
Special Provisions	57 to 64
SP-1 Description of Work	57
SP-2 Completion Date	57
SP-3 Schedule of Work	58
SP-4 Exploration Excavation	58
SP-5 Seeding and Mulching	58 to 59
SP-6 Temporary Erosion Control	59
SP-7 Traffic Control	59 to 60
SP-8 Class B Patches, 8 Inch Pavement	60
SP-9 Class D Patches, 5 Inch Pavement	60
SP-10 Class D Patches, 3 Inch Driveways	60
SP-11 Aggregate Driveway Replacement, 8 Inch	61
SP-12 Temporary Patches, 3 Inch	61
SP-13 Trench Backfill for Watermains	61 to 62
SP-14 Alterations, Cancellations, Extensions, Deductions And Extra Work	62
SP-15 Pavement Saw Cuts (Full Depth)	62
SP-16 Fire Hydrant	62
SP-17 Portland Cement Concrete Sidewalks	62 to 63
SP-18 Watermain Casing Pipe	63
SP-19 Storm Sewer Watermain Quality Pipe	63
SP-20 Water Service Connections, Type II	63 to 64
Standard Specifications	65 to 73
Appendix A	74
Standard Specifications for Water Main Construction	75 to 89
Standard Drawings	90 to 102

SPECIAL PROVISIONS

The following Standard Specifications shall govern this project:

The Illinois Department of Transportation (IDOT) "Standard Specifications for Road and Bridge Construction", adopted April 1, 2016.

"Standard Specifications for Water and Sewer Construction in Illinois", Current Edition.

The "Manual on Uniform Traffic Control Devices for Streets and Highways" current version in effect on the date of invitation for bids.

The "Manual of Test Procedures for Materials" current version in effect on the date of invitation for bids.

The City of Decatur, Department of Public Works, Engineering Division "Construction Standards", dated January 1, 2003.

The City of Decatur, Department of Public Works, "Standard Specifications for Water Main Construction", as revised February, 2014. This document is included as Appendix "A" of this contract.

The following Special Provisions supplement, the Standard Specifications listed above and in case of conflict with any part, or parts of said specifications, the Special Provisions will take precedence and shall govern.

SP-1 DESCRIPTION OF WORK

The 2018 Water Main Replacement Project, City Project 2018-10, consists of installing water main and associated appurtenances in the Fairlawn Neighborhood, 2,680 feet of 12", 4,920 feet of 8", and 380' of 6" Water Main.

The work also includes erosion control, pavement and landscape restoration, and traffic control.

SP-2 COMPLETION DATE

The completion date of **December 20, 2019,** has been established for this contract as set forth in Section 108 of "Standard Specifications for Road and Bridge Construction." All applicable provisions of Section 108 shall apply.

An internal completion date of 90 calendar days has been established for all new watermain. Watermain shall be deemed completed when the watermain is installed, flushed, tested, chlorinated, operational permit received, services installed, road and driveway paving, and final restoration, seeding and mulching. Internal completion dates shall be grouped from block to block meaning from the start of installation in one block to the final restoration within the same block shall be completed within 90 calendar days. If the block to block portion of the project is not complete, the Contractor shall be liable and shall pay to the City the amount per calendar day shown in the table in GC-13 and Article 108.09, and based on the combined unit prices of the bid items for this portion of the work, not as penalty but as liquidated damages, for each day of overrun in the contract time or such extended time as may have been allowed.

SP-3 SCHEDULE OF WORK

The Contractor shall submit a schedule and staging plan to the Engineer for approval prior to starting construction. The schedule and staging plan should highlight the 90 day internal completion dates for each block. Specific target dates for roadway closure shall be shown in the staging plan. W**ork on Taylor Rd between Grand Ave and Marietta St shall not start until after June 3, 2019 and with all restoration completed before August 9th, 2019.**

The Contractor and All Sub-Contractors shall furnish in writing, or electronic form, an updated weekly schedule by 12:00 P.M., Thursday, prior to the week being scheduled, so all media, safety services and other City of Decatur Divisions can be notified. All work shall be approved by the Engineer.

The Contractor shall designate a liaison to work with the affected property owners to keep them updated regarding the project status and schedule. All property owners who are, or will, be affected by the project within the coming week are to be informed of the construction schedule a week in advance.

To facilitate minimal disturbance to the neighborhood during the winter shut down, construction may not proceed beyond areas that can be fully restored prior to winter shutdown without approval in writing by the Engineer. The contractor shall protect the new watermain from damage during the winter shut down.

Paving of the streets and final restoration shall be completed for each street block within ninety (90) calendar days from the time of closure, meaning the beginning of watermain installation.

Cost of the work will not be paid for separately but shall be considered as included with the various work items involved.

SP-4 EXPLORATION EXCAVATION

Description: This work will consist of providing all labor, equipment and materials to excavate a hole of sufficient depth to determine if utility conflicts exist that will impact the placement of the proposed water main construction. The work will include exposing existing underground utility, record necessary measurements, backfill and compact the excavation and dispose of waste or surplus material as directed by the Engineer.

Basis of Payment: This work will be paid for at the contract unit price per EACH for EXPLORATION EXCAVATIONS, which shall be payment in full for performing the work as described herein.

SP-5 SEEDING AND MULCHING

Description: This work will consist of re-grading, preparing the soil, applying fertilizer, seeding and mulching in accordance with Sections 250 and 251 of the Standard Specifications for Road and Bridge Construction. The mulching process shall adhere to the outline given in Procedure 2 of Method 2 of the Standard Specifications.

Basis of Payment: All labor and materials necessary to comply with this special provision will be paid for at the contract unit price per ACRE for SEEDING, of class specified; per POUND for FERTILIZER NUTRIENT, of the type specified; and per ACRE for MULCH, of the method specified, and no additional compensation will be paid.

SP-6 TEMPORARY EROSION CONTROL

Description: This work will consist of providing temporary erosion control in the form of temporary seeding and the installation of silt filter fence in accordance with Section 280 of the Standard Specifications for Road and Bridge Construction.

A perimeter erosion control barrier will be installed on the down slope side of the disturbed soil to prevent erosion from entering the ditch area. Temporary seeding will be installed in all areas that will sit idle for more than 7 calendar days.

Basis of Payment: All labor and materials necessary to comply with this special provision will be paid for at the contract unit price per POUND for TEMPORARY EROSION CONTROL SEEDING; and, per FOOT for PERIMETER EROSION BARRIER.

SP-7 TRAFFIC CONTROL

Description: Traffic control shall be in accordance with the applicable sections of the Standard Specifications for Road and Bridge Construction, the applicable guidelines contained in the Illinois Manual on Uniform Traffic Devices for Streets and Highways, these Standard Specifications, and any special details and Highway Standards contained herein and in the plans.

Special attention is called to Articles 107.09 and 107.14 and Sections 701, 702, and 703 of the Standard Specifications for Road and Bridge Construction and the following highway standards relating to traffic control:

Highway Standards: 701501 701901

It is the intent of the City that all streets under this project shall be kept open to traffic at all times unless permission is obtained from the Engineer to close said lane and/or street. In the event that it is necessary to close the lane and/or street, the Engineer shall be consulted to obtain permission at least 48 working hours in advance of the proposed lane and/or street closing. **All appropriate lane closure permits shall be filed with the Public Works Department prior to any street / lane closures**. In addition, at the end of every work day the lane and/or street shall be opened to local traffic unless approved by the Engineer.

Traffic control standards shall be applied as directed by the Engineer. Suggested applications for each standard are as follows:

Traffic Standard 701501: This standard shall be utilized when a lane is required to be closed on local 2 way streets.

Local streets in the subdivision will be allowed to be closed at the area of construction. The contractor will provide access to individual properties and keep local property owners informed of the planned work schedule.

All additional traffic control as required in the standard details that are not specifically provided for herein will be considered as incidental to the contract.

Basis of Payment: All labor and materials necessary to comply with this special provision will be paid for at the contract unit price LUMP SUM for TRAFFIC CONTROL, for the work location specified and no additional compensation will be paid.

SP-8 CLASS B PATCHES, 8 INCH PAVEMENT

Description: This work will consist of removing all existing pavement and extra sub-grade material as necessary and replacing it with a Class B Patch in accordance with Section 442 of the Standard Specifications for Road and Bridge Construction and as directed by the Engineer.

The pavement removal will be in accordance with Section 442.05(b). All patch edges will be sawed full depth and in a uniformly straight line perpendicular or parallel to the roadway centerline. The edges will line up with each adjacent edge.

Basis of Payment: This work will be paid for at the contract unit price per SQUARE YARD for CLASS D PATCHES, 8 INCH PAVEMENT, of the depth specified; which shall be payment in full for performing the work as described herein.

SP-9 CLASS D PATCHES, 5 INCH PAVEMENT

Description: This work will consist of removing all existing pavement and extra sub-grade material as necessary and replacing it with a Class D Patch in accordance with Section 442 of the Standard Specifications for Road and Bridge Construction and as directed by the Engineer.

The pavement removal will be in accordance with Section 442.05(c). All patch edges will be sawed full depth and in a uniformly straight line perpendicular or parallel to the roadway centerline. The edges will line up with each adjacent edge.

Basis of Payment: This work will be paid for at the contract unit price per SQUARE YARD for CLASS D PATCHES, 5 INCH PAVEMENT, of the depth specified; which shall be payment in full for performing the work as described herein.

SP-10 CLASS D PATCHES, 3 INCH DRIVEWAYS

Description: This work will consist of removing all existing pavement and extra sub-grade material as necessary and replacing it with a Class D Patch in accordance with Section 442 of the Standard Specifications for Road and Bridge Construction and as directed by the Engineer.

The pavement removal will be in accordance with Section 442.05(c). All patch edges will be sawed full depth and in a uniformly straight line perpendicular or parallel to the roadway centerline. The edges will line up with each adjacent edge.

Basis of Payment: This work will be paid for at the contract unit price per SQUARE YARD for CLASS D PATCHES, 3 INCH DRIVEWAYS, of the depth specified; which shall be payment in full for performing the work as described herein.

SP-11 AGGREGATE DRIVEWAY REPLACEMENT, 8 INCH

Description: This work will consist of removing all existing pavement and extra sub-grade material as necessary and replacing it with a graded select material in accordance with City Standards #1050 and #2050 and as directed by the Engineer.

The pavement removal will be in accordance with Section 442.05(c). All patch edges will be sawed full depth and in a uniformly straight line perpendicular or parallel to the roadway centerline. The edges will line up with each adjacent edge.

Basis of Payment: This work will be paid for at the contract unit price per TON for AGGREGATE DRIVEWAY REPLACEMENT, 8 INCH of the depth specified; which shall be payment in full for performing the work as described herein.

SP-12 TEMPORARY PATCHES, 3 INCH

Description: This work will consist of removing trench backfill material as necessary and replacing it with Temporary Patch (HMA) in accordance with Section 442 of the Standard Specifications for Road and Bridge Construction and as directed by the Engineer.

The pavement removal will be in accordance with Section 442.05(b). All patch edges will be sawed full depth and in a uniformly straight line perpendicular or parallel to the roadway centerline. The edges will line up with each adjacent edge.

Basis of Payment: This work will be paid for at the contract unit price per SQUARE YARD for TEMPORARY PATCHES, of the depth specified; which shall be payment in full for performing the work as described herein.

SP-13 TRENCH BACKFILL FOR WATER MAINS

Description: This work will consist of providing all labor, equipment, tools, materials etc. required to excavate the trench to the necessary elevation and to place and compact bedding, haunching, initial backfill and final trench backfill material required to construct water mains in accordance with Section 20 of the "Standard Specifications for Water and Sewer Main Construction in Illinois" and in accordance with the plans.

Trench backfill will be provided in accordance with City Standards where indicated and as directed by the Engineer. All material provided shall be virgin material, no recycled material will be allowed.

Measurement for Payment: Measurement for payment for trench backfill will be made in accordance with City Standards. Backfill with excavated material, or at locations where excavated material will be allowed, will not be measured separately. Excavation, bedding, haunching and initial backfill quantities will not be measured for payment.

Basis of Payment: All labor and materials necessary to comply with this special provision will be paid for at the contract unit price per TON for TRENCH BACKFILL and no additional compensation will be paid. The removal of existing abandoned water mains to clear the new

water main alignment will be considered included with the various water main installation pay items.

SP-14 ALTERATIONS, CANCELLATIONS, EXTENSIONS, DEDUCTIONS AND EXTRA WORK

Description: All contractors shall include the unit price and extension amount provided on the bid proposal form as a part of their Bid. The funds established in this item shall only be used by the City of Decatur in the event alterations, cancellations, extensions, deductions, or extra work on the project is required.

Basis of Payment: All alterations, cancellations, extensions, deductions, or extra work shall be completed and paid for in accordance with Section 104.02 of the Standard Specifications for Road and Bridge Construction.

SP-15 PAVEMENT SAW CUTS (FULL DEPTH)

Description: This work will consist of providing a uniformly straight full depth saw cut with a diamond tipped concrete saw in varying depths of pavement, medians, curb and gutter and at other locations where proposed improvements will abut existing improvements, as indicated in the plans or as directed by the Engineer.

Any damaged sections will need to be re-cut solely at the contractor's expense prior to placement of new material.

Basis of Payment: All labor, equipment and materials necessary to comply with this special provision will be paid for at the contract unit price per FOOT for PAVEMENT SAW CUTS, FULL DEPTH and no additional compensation will be paid.

SP-16 FIRE HYDRANT

Description: The contract unit price shall be full compensation for all labor, equipment and materials to excavate, prepare trench bedding, install fittings and hydrant, placement of 1" washed stone for drain field, backfill, compaction and disposal of waste or surplus materials.

All fire hydrants shall conform to City of Decatur Standard Specifications for Water Main Construction in Appendix A.

Basis of Payment: All labor and materials necessary to comply with this special provision will be paid for at the contract unit price EACH for FIRE HYDRANT, which shall be payment in full for performing the work as described herein.

SP-17 PORTLAND CEMENT CONCRETE SIDEWALKS

Description: This work will consist of installing Portland Cement Concrete Sidewalks in accordance with Section 424 of the Standard Specifications for Road and Bridge Construction. All sidewalks will be 5" thick with the exception of those sidewalks within driveways which shall be 6" thick.

Basis of Payment: Six – inch thick sidewalks will not be measure separately. All labor and materials necessary to comply with this special provision will be paid for at the contract unit price per SQUARE FOOT for PORTLAND CEMENT CONCRETE SIDEWALK and no additional compensation will be paid.

SP-18 WATERMAIN CASING PIPE

Description: This work will consist of installing the casing pipe of the size specified over a water main. Casing shall be pressure rated C900 pipe or approved equal. Casing pipe shall include the placing of stainless steel spacers and end seals as required by the manufacturer. All watermain joints shall be restrained within casing pipe

Casing spacers shall be manufactured by Cascade Waterworks, Model CCS and end seals shall be manufactured by Cascade Waterworks, Model CCES. Carrier pipe shall have a minimum 3 per spacers per length of pipe.

Basis of Payment All labor and materials necessary to comply with this special provision will be paid for at the contract unit price per FOOT for 12 INCH CASINGS and 16 INCH CASINGS and no additional compensation will be paid.

SP-19 STORM SEWER WATER MAIN QUALITY PIPE

Description: This work will consist of removing existing 8 inch, 10 inch or 12 inch reinforced concrete pipe or corrugated metal pipe storm sewer and replacing with 8 inch, 10 inch or 12 inch water main quality C-900 DR 25 Polyvinyl chloride (PVC) pipe. Contractor shall connect to existing pipe with stainless steel shielded flexible coupling.

Flexible connectors shall be as manufactured by Fernco 6000 Series RC Coupling or approved equal. Concrete collars will only be acceptable when approved by the Engineer.

Basis of Payment: All labor and materials necessary to comply with this special provision will be paid for at the contract unit price per FOOT for STORM SEWER WATER MAIN QUALITY PIPE, all sizes and no additional compensation will be paid.

SP-20 WATER SERVICE CONNECTIONS, TYPE II

Description: This work will consist of tapping and installing a new water service per the specifications, drawings and City of Decatur Construction Standards (#4040) from the relocated main and connecting to the existing service line. The new water service lines shall match existing service size or a minimum of 1". The contractor shall coordinate relocation of the service with the property owner for a minimal disruption of service.

Water Service (Long) w/Curb Stop & Corp: All services shall be open cut and directionally bored from the tap to the existing curb stop. When the copper service line is open cut it shall be bedded and covered with 4" of sand to protect the line from being damaged by backfill. This pay item shall include the installation of a new corporation cock and curb stop, and connection to the new water main as per City of Decatur Construction Standards. Cost shall include all materials to connect to the water main and provide an approximately 50' service run, and including: excavation, directional boring, backfill, disposal of surplus materials, ground restoration not

covered for payment in the water main's standard trench width for payment as identified in City of Decatur Standard 2050.

Water Service (Short) w/Curb Stop & Corp: All services shall be open cut from the tap to the existing curb stop or meter, whichever is closest. When the copper service line is open cut it shall be bedded and covered with 4" of sand to protect the line from being damaged by backfill. This pay item shall include the installation of a new corporation cock and curb stop, and connection to the new water main as per City of Decatur Construction Standards. Cost shall include all materials to connect to the water main and provide an approximately 10' service run, and including: excavation, backfill, disposal of surplus materials, ground restoration not covered for payment in the water main's standard trench width for payment as identified in City of Decatur Standard 2050.

Basis of Payment: All labor and materials necessary to comply with this special provision will be paid for at the contract unit price per EACH for WATER SERVICE (LONG) , TYPE II OR (SHORT), TYPE II, W/CURB STOP & CORP, of the size and length specified and no additional compensation will be paid.

END OF
CITY OF DECATUR
SPECIAL PROVISIONS

STANDARD SPECIFICATION
FOR

SECTION 561. WATER MAIN

This Standard Specification replaces Section 561 of the Illinois Department of Transportation "Standard Specifications for Road and Bridge Construction", adopted April 1, 2016.

561.01 Description. This work shall consist of constructing a water main in accordance with the City of Decatur Standard Specifications for Water Main Construction.

561.02 Materials.

(a) Material used for water main (i.e., tees, bends, valves, valve boxes, plugs, caps, sleeves, accessories etc.) shall conform to City of Decatur Specifications for Water Main Construction.

(b) Polyethylene Encasement. Eight-mil minimum thickness in accordance with AWWA C-105.

(c) Ductile Iron Pipe. All direct bury and bore and jack water main and fittings shall be cement lined ductile iron pipe Pressure Class 350 Thickness Class 52 in accordance with City Standards and AWWA C-104.

(d) High Density Polyethylene Pipe. HDPE pipe shall be manufactured from a PE 4710 resin listed with the Plastic Pipe Institute (PPI) in TR-4. The resin material will meet the specifications of ASTM D 3350 with a minimum cell classification of 445474C. Pipe shall have a manufacturing standard of ASTM F 714. Pipe O.D. sizes 4” to 24” shall be ductile iron pipe sizes (DIPS). Pipe shall be DR 11 for pipe sizes up to 24” unless otherwise specified on the plans. The pipe shall contain no recycled compounds except that generated in the manufacturer's own plant from resin of the same specification from the same raw material. All pipes shall be suitable for use as pressure conduits, listed as NSF 61, and per AWWA C906 Pressure Class (PC) 160, shall have a nominal burst value of three and one-half times the Working Pressure Rating (WPR) of the pipe. A peak flow water velocity of 5 ft/sec shall be used in the hydraulics engineering design. Pipe shall be blue in color or contain blue striping. Pipe shall be stored and handled as per the manufacturer’s recommendations. Coiled pipe will not be allowed.

(e) Mechanical Joint Adapters to Ductile Iron. Mechanical Joint (MJ) Adapters shall be PE 4710 HDPE, minimum cell classification of 445474C as determined by ASTM D 3350. Mechanical Joint Adapters shall have a pressure rating equal to the pipe unless otherwise specified on the plans. The adaptors shall be designed to be fused to the HDPE pipe and restrained to the Ductile Iron MJ hub. The MJ adapter shall be provided with a stainless steel stiffener insert.

CONSTRUCTION REQUIREMENTS

561.03 General. The construction of water mains, including protection from sewers, pressure testing, and disinfection, shall be according to the "Standard Specifications for Water and Sewer Main Construction in Illinois," except as follows:

(a) Excavation and Foundation. This work shall be according to the applicable requirements of Article 550.04 of the Standard Specifications for Road and bridge Construction. Water mains shall have a minimum of 42 inches of cover, unless approved otherwise by the Engineer.

(b) Backfilling. Backfilling methods and materials will be in accordance with City Standards and Article 550.07 of the Standard Specifications. Backfilling Method 1 shall be used within the roadway. Backfilling Method 3 may, subject to the approval of the Engineer, be used outside the limits of the roadway.

Roadside areas disturbed by construction shall be graded to conform with the adjoining ground and seeded in accordance with Section 250. Mulching shall be completed in conformance with Section 251 using Method 2, Procedure 2 described in Article 251.03 of the Standard Specifications.

Established lawn areas disturbed by construction shall be final graded, seeded and mulched after the water main has been installed. Seeding shall be done in conformance with Section 250. Seeding may be done by a broadcast method approved by the Engineer. The seeding mixture shall conform to Class 1, Type Lawn Mixture listed in Article 250.07. Mulching shall be done in conformance with Article 251 using Method 2, Procedure 2 described in Article 251.03.

At locations identified on the plans, sod will be provided and installed on prepared soil in accordance with Section 252.

(c) All joints shall be restrained using Field Lok Gaskets or approved equal as determined by the Engineer. All fittings shall be restrained using ROMAC Grip Rings or Megalug Series 1100 Mechanical Joint Restraint or approved equal as determined by the Engineer.

(d) All Ductile Iron water main pipes shall include polyethylene encasement installed in accordance with AWWA C105, Method A. Any slack in the encasement shall be neatly folded around the pipe and taped flat. Polyethylene encasement shall stop short of hydrants to allow proper draining of the hydrant shoe.

(e) Flushing. The time and procedure for the flushing of new water mains shall be approved by the City's Water Distribution Supervisor and the Engineer to ensure any special water distribution system considerations are addressed.

(f) Valves. The Contractor shall verify, under the control of the Engineer and the City's Water Distribution Supervisor that all new installed valves are in fully operating condition, open and in service unless otherwise specified by the Engineer and the City's Water Distribution Supervisor prior to final acceptance and payment."

(g) Fire Hydrants. The Contractor shall verify under the control of the Engineer and the City's Water Distribution Supervisor that all new fire hydrants are in proper operating condition prior to final acceptance and payment.

561.04 Hydrostatic Tests. Hydrostatic tests will be performed according to Section 13 of the American Water Works Association Specifications, Designation: AWWA C600 and as may be amended by the City of Decatur. The water main will be subjected to the hydrostatic pressure and leakage tests specified by the water main owner. Water of satisfactory bacteriological quality for drinking purposes for making the hydrostatic and leakage tests will be provided by the City of Decatur at no expense to the Contractor.

561.05 Method of Measurement. This work will be measured for payment in place in feet. The length measured will include stops, fittings, and valves.

Excavation in rock will be measured for payment according to Article 502.12 of the Standard Specifications.

Measurement for payment for trench backfill will be made in accordance with City Standards. Excavation, haunching, and initial backfill quantities will not be measured for payment under or within 2-feet of pavement

Backfill with excavated material, or at locations where excavated material will be allowed, will not be measured separately and shall be include in the contract unit price per foot for DUCTILE IRON PIPE of the size and type specified.

Water main for the specified inside diameters and backfill conditions will be measured for payment in linear feet completed, in place, and accepted. No measurement will be made for water mains installed at a depth greater than the minimum unless so noted on the plans and/or in the specifications.

Water main with trench backfill for the specified inside diameter will be measured for payment in linear feet completed, in place and accepted, inclusive of the trench backfill material. No measurement will be made for water mains installed at a depth greater than the minimum unless so noted on the plans and in the specifications.

Water main fittings of the specified size/diameter will be measured for payment as each fitting completed, in place and accepted.

561.06 Basis of Payment. Work will be paid for as follows:

Trench backfill will include all labor and materials necessary to comply with this specification will be paid for at the contract unit price per TON for TRENCH BACKFILL and no additional compensation will be paid.

Water main will be paid for at the contract unit price per FOOT for PIPE of the specified inside diameter. Said unit price will include all labor, equipment and material to saw cut the existing pavement, excavate, prepare the trench, lay the pipe, install polywrap, backfill with approved material and compact the trench to the top of the subgrade or adjacent ground. No payment will be made for water mains installed at a depth greater than the minimum unless so noted on the plans and in the specifications.

Water main requiring trench backfill will be paid for at the contract unit price per FOOT for Pipe of the specified inside diameter. Said unit price will include all labor, equipment and material to saw cut the existing pavement, excavate, prepare the trench, lay the pipe, install polywrap, backfill with specified material and compact the trench to the finished subgrade or adjacent ground. No payment will be made for water mains installed at a depth greater than the minimum unless so noted on the plans and in the specifications.

Fittings (i.e., tees, bends, valves, valve boxes, plugs, caps, tap and sleeves and mechanical joints, field lock gaskets, grip rings) will be paid for at the contract unit price EACH for the specific fitting of the specified diameter or size. Said unit price will include all labor, equipment, and material to excavate, install the fitting, construct thrust block(s), backfill and compact to finished subgrade.

Fire hydrants will be paid for at the contract unit price per EACH for FIRE HYDRANT. Said unit price will include all labor, equipment, and material to: excavate, prepare the trench bedding, install the new hydrant, installing 1” washed stone for the drain field, associated fittings, extensions, thrust blocks, adjust hydrant and box to match existing grade, backfill and compact around the hydrant and dispose of waste and surplus material.

END OF STANDARD SPECIFICATION
FOR
WATER MAIN

STANDARD SPECIFICATION
FOR

HORIZONTAL DIRECTIONAL DRILLING

1.01 Description. This work will consist of providing all labor, materials, and equipment necessary to complete the installation of a High Density Polyethylene (HDPE) or Ductile Iron Pipe (DIP) water main by directional drilling methods.

2.01 Submittals. The contractor shall provide the Engineer with shop drawings for all materials, equipment, drilling fluids, and a detailed boring plan as described in 5.01-C.

2.02 Qualifications. The directional drilling contractor shall have a minimum of five (5) years experience in this work and shall have installed at least 25,000 feet of pipe with one directionally drilled pipe at least as large as 12" in diameter, and having performed creek or river crossings of at least 1,000 feet in length. The contractor shall have personnel experienced with the fusing process and shall provide a copy of certification from the pipe manufacturer.

3.01 Materials. The materials shall conform to the following.

A. **HDPE Pipe -** Pipe shall be manufactured from a PE 4710 resin listed with the Plastic Pipe Institute (PPI) in TR-4. The resin material will meet the specifications of ASTM D 3350 with a minimum cell classification of 445474C. Pipe shall have a manufacturing standard of ASTM F 714. Pipe O.D. sizes 4" to 24" shall be ductile iron pipe sizes (DIPS). Pipe shall be DR 11 for pipe sizes up to 24" unless otherwise specified on the plans. The pipe shall contain no recycled compounds except that generated in the manufacturer's own plant from resin of the same specification from the same raw material. All pipes shall be suitable for use as pressure conduits, listed as NSF 61, and per AWWA C906 Pressure Class (PC) 160, shall have a nominal burst value of three and one-half times the Working Pressure Rating (WPR) of the pipe. A peak flow water velocity of 5 ft/sec shall be used in the hydraulics engineering design. Pipe shall be blue in color or coextruded blue striping in the outside surface. Pipe shall be stored and handled as per the manufacturer's recommendations. Coiled pipe will not be allowed.

B. **Ductile Iron Pipe** - All ductile iron pipe shall be in accordance with the City's Standard Specifications for Water Main Construction included in Appendix A. Ductile iron pipe shall be Thickness Class 52 and shall include polyethylene encasement and installed in accordance with AWWA C 105, Method A. Slack in the encasement shall be neatly folded around the pipe and taped flat.

C. **HDPE Mechanical Joint Adapters to Ductile Iron -** Mechanical Joint (MJ) Adapters shall be PE 4710 HDPE, minimum cell classification of 445474C as determined by ASTM D 3350. Mechanical Joint Adapters shall have a pressure rating equal to the pipe unless otherwise specified on the plans. The adaptors shall be designed to be fused to the HDPE pipe and restrained to the Ductile Iron MJ hub. The MJ adapter shall be provided with a stainless steel stiffener insert.

D. **Tracer Wire for HDPE Pipe** – Contractor shall provide a continuous length of blue #12 THHN or larger tracer wire with all non-ferrous piping. Contractor shall provide sufficient protection of wire during the boring process to guarantee a continuous wire. Protection may include but is not limited to attaching multiple wires with the pull or providing HDPE conduit with the host pipe. Wire will not be considered approved until a continuity test has been performed.

At all connections at tees, crosses and locations where the tracer wire will be brought to the surface, a direct bury lug shall be provided. Termination boxes with blue marker posts shall be provided if the tracer wire is not extended to a vault, valve box, or hydrant. When used, the marker post will be approximately 4.5 feet high and labeled to mark the water main and termination box location. The termination box and marker post shall be approved by the engineer.

4.01 Joining HDPE Pipe Sections- Sections of HDPE pipe shall be joined into continuous lengths on the jobsite above ground. The joining method shall be the butt fusion method and shall be performed in strict accordance with the pipe manufacturer's recommendations. The butt fusion equipment used in the joining procedures should be capable of meeting all conditions recommended by the pipe manufacturer, including, but not limited to, temperature requirements of 400-450 degrees Fahrenheit, alignment, and an interfacial fusion pressure of 75 PSI. The butt fusion joining will produce a joint with weld strength equal to or greater than the tensile strength of the pipe itself. All welds will be made using a Data Logger to record temperature and fusion pressure. A graphic representation of the fusion cycle shall be part of the Quality Control record. All connection methods and processes shall be to the approval of the Engineer. Socket fusion, hot gas fusion, threading, solvents, and epoxies will not be allowed to join HDPE pipe.

4.02 Joining Ductile Iron Pipe Sections- Pipe lengths shall be connected together in one length if space permits. All joints shall be boltless, flexible, and restrained in strict accordance with the manufacturer’s recommendations for directional drilling operations.

CONSTRUCTION REQUIREMENTS

5.01 Installation.

A. The Contractor shall install the identified pipelines by means of horizontal directional drilling. The Contractor shall assemble, support, and pretest the pipeline prior to installation in the directional drill tunnel. The Engineer must be notified 48 hours in advance of starting work.

B. Prior to beginning work, the Contractor shall submit to the Engineer a comprehensive and realistic work plan detailing the procedure and schedule to be used to execute the project. At a minimum, the work plan shall include:

1. A description of all equipment to be used,
2. A list of personnel and their qualifications and experience, including back-up personnel,
3. A list of subcontractors,
4. A schedule of work activity,
5. A safety plan that includes MSDS of any potentially hazardous substances to be used,
6. A traffic control plan,
7. An environmental protection plan and contingency plans.

C. The entire drill path shall be accurately surveyed with entry and exit stakes place at the appropriate locations within the area indicated on drawings. If the contractor is using a magnetic guidance system, the drill path shall be surveyed for any surface geomagnetic variations or anomalies.

D. Horizontal directional drilling shall consist of drilling a small diameter pilot hole from one end of the alignment to the other, followed by enlarging the hole diameter for the pipeline insertion. The exact method and techniques for completing the directionally drilled installation will be determined by the Contractor, subject to the requirements of these Specifications.

E. Upon completion of the pilot hole, an “as built” record shall be submitted to the Engineer with the directional survey information plotted on the plan and profile drawing. The hole enlarging phase will not begin until after approval of the pilot hole location.

F. The Contractor shall prepare and submit a written plan to the Engineer for approval for the insertion of the pipe into the opened bore hole. This plan shall include pullback procedure, ballasting, use of rollers, side booms and side rollers, coating protection, internal cleaning, internal gauging, hydrostatic tests, dewatering, and purging.

G. The required piping shall be assembled in a manner that does not obstruct adjacent roadways, driveways or other public and private activities. The Contractor shall erect temporary fencing around the entry and exit pipe staging areas.

H. Reaming operations shall be conducted to enlarge the pilot after acceptance of the pilot bore. The number and size of such reaming operations shall be conducted at the discretion of the Contractor. Maximum reaming size shall be no more than 1.5 times the O.D. of the pipe unless approved by the Engineer.

I. The maximum allowable pull exerted on the pipelines shall be measured continuously and limited to the maximum allowed by the pipe manufacturer so that the pipe or joints are not over stressed.

J. A swivel shall be used to connect the pipeline to the drill pipe to prevent torsional stresses from occurring in the pipe.

K. The pipelines shall be adequately supported by rollers and side booms and monitored during installation so as to prevent over stressing or buckling during the pullback operation. Such support/rollers shall be spaced close enough together to prevent excessive sagging of pipe. The rollers will be comprised of a non-abrasive material arranged in a manner to provide support to the bottom and bottom quarter points of the pipeline allowing for free movement of the pipeline during pullback. Surface damage shall be repaired by the Contractor before pulling operations resume.

L. After the pipe is in place, cleaning pigs shall be used to remove residual water and debris. After the cleaning operation, the Contractor shall provide and run a sizing pig to check for anomalies in the form of buckles, dents, excessive out-of-roundness, and any other deformations. The sizing pig run shall be considered acceptable if the survey results indicate that there are no sharp anomalies (e.g. dens, buckles, gouges, and internal obstructions) greater than 2 percent of the nominal pipe diameter, or excessive ovality greater than 5 percent of the nominal pipe diameter. For gauging purposes, dent locations are those defined above which occur within a span of five feet or less. Pipe ovality shall be measured as the percent difference between the maximum and minimum pipe diameters. For gauging purposes, ovality locations are those defined above which exceed a span of five feet.

6.01 Environmental Protection.

A. The Horizontal Directional Drilling operation is to be conducted in a manner to eliminate the discharge of water, drilling mud and cuttings into the adjacent creek or land areas involved during the construction process. The Contractor shall provide equipment and procedures to maximize the recirculation or reuse of drilling mud to minimize waste. All excavated pits used in the drilling operation shall be lined by the Contractor with heavy duty plastic sheeting with sealed joints to prevent the migration of drilling fluids and/or ground water. Equipment (graders, shovels, etc.) and materials (such as vacuum trucks, groundsheets, hay bales, booms, and absorbent pads) for cleanup and contingencies shall be provided in sufficient quantities by the Contractor and maintained at all sites for use in the event of inadvertent leaks, seeps or spills. All waste material shall be collected and removed from the site for proper legal disposal by the Contractor.

B. Additives to drilling fluid such as drill soap, polymers, etc. shall be environmentally safe and be approved for such usage. No diesel fuel shall be used.

C. Pits constructed at the entry or exit point area shall be so constructed to completely contain the drill fluid and prevent its escape to the creek.

D. All drilling operations shall be performed by supervisors and personnel experienced in horizontal directional drilling. All required support, including drilling tool suppliers, survey systems, mud cleaning, mud disposal, and other required support systems used during this operation shall be provided by the Contractor.

E. The Contractor shall visit the site and must be aware of all site constraints at the directional drill crossing and provide the Engineer with a drilling plan outlining procedures to prevent drilling fluid from adversely affecting the surrounding area.

F. Any on-site treatment of water shall satisfy regulatory agencies before it is discharged.

7.01 Basis of Payment. Payment for all labor, material, and equipment necessary to install the HDPE or Ductile Iron pipe shall be paid at the contract unit price per LINEAL FOOT, for WATER MAIN DIRECTIONAL BORED of the size and pipe type specified herein. Measurement for the horizontally directional drilled pipe will be from end to end of the completed pipe in place.

Payment for all labor, material, and equipment necessary to install the HDPE to Ductile Iron pipe connection shall be paid at the contract unit price per EACH, for HDPE to DIP COUPLING and DIP REDUCER of the size and type specified.

The price for WATER MAIN DIRECTIONAL BORED, HDPE TO DIP COUPLING, and DIP REDUCER shall be complete in place, and shall include the price for the pipe, flexible restrained joints, mechanical joint adaptors, tracer wire, termination boxes, submittals, and all other items necessary for construction as shown on the drawings and/or described in the specifications and no additional compensation will be paid.

END OF STANDARD SPECIFICATION
FOR
HORIZONTAL DIRECTIONAL DRILLING

APPENDIX A

STANDARD SPECIFICATIONS

FOR

WATER MAIN CONSTRUCTION

Revised: January 2018

CITY OF DECATUR, ILLINOIS

STANDARD SPECIFICATIONS FOR WATER MAIN CONSTRUCTION

MATERIALS

DUCTILE IRON PIPE

Ductile iron pipe shall be designed in accordance with ANSI A21.50 (AWWA C150 - latest revision) using 60,000 psi tensile strength, 42,000 psi yield strength and 10% elongation. All pipe shall have a minimum Class pipe as shown below, 3-1/2 feet to 6 feet cover, trench condition 1, flat bottom, no blocks on tamped backfill, and at least 100 psi water hammer allowance and 2 to 1 factor of safety.

Pipe shall have a standard pipe coating outside and be lined with **thin cement lining and seal coated inside in accordance with ANSI A21.4 - latest revision** (AWWA C104 - latest revision) wherever applicable and as further specified herein.

Minimum wall thickness shall conform to the following:

SIZE	CLASS	METAL THICKNESS (INCHES)
6" Ductile Iron	52	0.31
8" Ductile Iron	52	0.33
10" Ductile Iron	52	0.35
12" Ductile Iron	52	0.37
14" Ductile Iron	52	0.39
16" Ductile Iron	52	0.40
18" Ductile Iron	52	0.41
20" Ductile Iron	52	0.42
24" Ductile Iron	52	0.44

The pressure rating, metal thickness class, net weight of pipe without lining, length of pipe and name of manufacturer shall be clearly marked on each length of pipe.

All pipe, fittings and glands shall be completely coated outside with coal tar pitch varnish to which sufficient oil has been added to make a smooth coating, tough and tenacious when cold, not "tacky" and not brittle.

All pipe shall be new and secured from responsible manufacturers.

Any pipe delivered along the line of the improvement that is broken or damaged will be rejected.

DUCTILE IRON FITTINGS

Fittings 6 inches to 12 inches shall be Mechanical Joint type and shall be Class 350 ductile iron in accordance with ANSI A21.10 - latest revision (AWWA C110 - latest revision) where applicable as to thickness and radius of curvature, but not as to length. Cement linings shall be standard thickness. 14" through 36" shall be Class 250 ductile iron.

Fittings in sizes 6 inches to 24 inches inclusive shall conform to ANSIA21.10 - latest revision (AWWA C110 - latest revision). All fittings shall be new and secured from responsible manufacturers. Fittings shall be cement-mortar lined and coated with an asphaltic material inside and outside in accordance with ANSI/AWWA A21.4/C104

At the proposed locations where a tee is to be installed with a line valve, a mechanical joint fire hydrant anchoring tee with rotating gland shall be installed in the main line to secure the valve.

Stainless steel tapping sleeves may be considered for use in some cases and shall be Mueller H-304 or equal. This generally will be when a small size tap (6 inches to 12 inches) is to be made to a large main (24 inches or larger). The bolts and nuts shall be Corten, stainless steel or other acceptable non-corrosive material. The sleeve shall be of a minimum two piece construction and compatible with a Mueller tapping valve.

The contractor must submit specifications and any pertinent information (location, reason, etc.) to the Director of Public Works for approval prior to installation.

JOINT ACCESSORIES

Mechanical joint pipe, fittings, and other appurtenances shall be furnished according to ANSI A21.11 - latest revision (AWWA C111 - latest revision) and furnished complete with mechanical joint accessories. The bolts and nuts to be alloy steel (Corten type such as US alloy or approved equal). Gaskets to be made of plain rubber with 70-75 durometer.

Push-On type pipe and fitting joints shall be furnished with two silicon bronze serrated wedges or conductive gaskets at each joint. The wedges shall be installed at 180 degree intervals after the joint is completed.

SLEEVE

Sleeves shall be Series RS3800 Restrained Sleeve manufactured by EBAA Iron or approved equal.

GRIP RING ACCESSORY KIT

Grip Ring Accessory Kit shall be manufactured by Romac Industries, Inc., or approved equal.

VALVES

All valves shall be AWWA Resilient-Wedge type gate valves and shall equal or exceed the AWWA C509 - latest revision standard. The valves shall be ductile iron body, bronze mounted, with non-rising stem.

All valves through 12 inches in size shall have a working pressure rating of 200 psi with a test pressure of 400 psi. Valves larger than 12 inches shall have a working pressure rating of 150 psi with a test pressure of 300 psi. All valves shall be provided with a 2 inch operating nut which opens to the right (clockwise).

Gate valves shall be provided with two "O" ring stem seals. One "O" ring shall be located below the thrust collar. The space between the "O" rings and around the thrust collar shall be filled with a lubricant to provide for thrust collar lubrication each time the valve is operated.

The interior of the valve body shall be free of pockets or ledges where sediment or debris can collect and shall be bubble tight at 200 psi working pressure in either direction and with the valve in any position.

The "O" ring stem seal(s) shall be replaceable with the valve under "working" pressure.

The valve shall have a full size unobstructed waterway capable of passing a full sized shell cutter equal to the nominal diameter of the tapping valve.

The valve body and bonnet shall be coated on all exterior and interior surfaces with a bonded epoxy coating conforming to the requirements of AWWA C116 - latest revision - Protective Fusion-Bonded Epoxy Coatings for the Interior Surfaces of Ductile-Iron and Grey-Iron Fittings.

Valves shall be furnished with mechanical joint end connections with gaskets. All valves shall be coated in conformance to AWWA Standard C-116, latest revision. Interior wetted ferrous surfaces shall be coated a nominal 10 mils thick for long life; and body exterior shall have a minimum 3 to 4 mils coating thickness in order to provide protection in shipment and storage.

All valves shall have the name of the manufacturer and year of manufacture clearly cast on the valve body. They shall be new and secured from a responsible manufacturer.

Tapping valves shall be of the same type as specified above, except they shall be provided with the AWWA standard tapping valve flange on one end to correspond with the tapping sleeve outlet flange. Tapping sleeves shall be of a class equal to that specified for “DUCTILE IRON PIPE FITTINGS".

All valves shall be new and secured from responsible manufacturers and use of valves other than specified above must receive written approval from the Director of Public Works not later than twenty-four (24) hours prior to bid opening.

Valves and fittings shall be set on a foundation or footing of concrete laid on firmly compacted ground. The foundations shall be solid concrete block(s) not less than 8” X 8” X 16” for 6" and 8" water mains and a minimum of 2 - 8” X 8” X 16” solid concrete blocks for 10" and larger water mains. Leveling shims shall be of hard wood material.

The elevation of the valves and fittings and their foundations shall be such as to conform to the height of the connecting pipe so there will be no strain on the joints.

VALVE BOXES

Cast iron valve boxes shall be provided for all valves. The valve boxes shall be provided with adjustable top boxes approximately 5 inches in diameter so constructed that the removable cover will not be thrown out by travel over it. Boxes shall be provided with a hood at the base of the lower section to relieve any strain on the valve bonnet. They shall extend from 36 inches to 54 inches unless otherwise specified. The valve boxes shall be new and secured from responsible manufacturers.

Valve boxes shall be set so that the base will be two (2) inches or more above the flanged joints of the valve dome. The nut of the valve shall be in line with the hub or upper part of the valve box base where it is connected with the upright jacket. After the valve boxes have been placed in proper position, they shall be backfilled with appropriate material and thoroughly hand tamped up to the surface of the ground. In no case shall the boxes be allowed to shift from a perpendicular position.

FIRE HYDRANTS

All fire hydrants shall equal or exceed the AWWA C502 - latest revision standard. They shall be of the compression type with the main valve closing with the pressure. They shall be of the dry barrel, dry top design.

The hydrant body shall be cast of ASTM A-126 Grade B gray iron with all interior parts fully bronze mounted, including a permanent bronze bushing threaded and locked into the shoe casting providing bronze to bronze threads between the seat ring and shoe for easy removal of the main valve assembly.

Hydrants shall be of the "breakable" type so designed that neither the barrel nor stem shall be damaged on impact and so designed that repairs may be effected by easily replaceable components.

The hydrant shall have only one flange above ground line secured with a traffic model breakable safety flange that will break clean on vehicular impact. The breaking point of the stem coupling shall be below the flange so that a tire cannot depress the stem and open the main valve.

The hydrant bonnet assembly shall be provided with an integral lubricant reservoir so designed that operating nut threads, stem threads, and thrust collar are automatically lubricated each time the hydrant is operated. The lubricant reservoir, stem threads, and operating nut shall be sealed from the waterway by two (2) "O" ring stem seals bearing on a bronze bushing near the top of the stem. The lubricant reservoir and operating nut shall also be sealed to the atmosphere to prevent leakage of lubricant and contamination of lubricant by the elements.

Hydrants shall have a specially molded rubber main valve which shall seat against an ASTM B-62 bronze seat ring with an inside diameter of 5-1/4 inches. The main valve assembly shall include two integral drain valves which operate automatically each time the hydrant is opened or closed with no toggles, springs, and adjustable mechanisms. There shall be at least two bronze lined drain ports located in the hydrant shoe.

Hydrants shall be furnished with two 2-1/2-inch hose nozzles and one 4-inch pumper nozzle. Pumper nozzle to face the street. All nozzle threads shall be National Standard Threads. They shall be furnished with a pentagon-shaped 1-1/4-inch bronze operating nut with an approved weather cap. All hydrants shall be opened by turning right (clockwise).

Each fire hydrant shall be installed using an auxiliary valve that is tied to the main line through the use of a mechanical joint hydrant tee with rotating gland. The fire hydrant valve and line shall be 6 inches. The auxiliary valve and required box shall be specified under "VALVES AND VALVE BOXES". The fire hydrant shall be installed using a “6 INCH ANCHOR COUPLING” and, if needed, a “XX INCH FIRE HYDRANT LIFT KIT”. The contractor may substitute “6 INCH POLYWRAPPED DIP and 6 INCH OFFSET NIPPLE” for the “6 INCH ANCHOR COUPLING and XX INCH FIRE HYDRANT LIFT KIT”.

Hydrants shall be furnished with Mechanical Joint inlet (shoe) connection and shall be sized for a minimum bury (trench) depth of 4-1/2 feet.

The Mueller Centurion Model A423 (preferred) or the Modern Centurion Model A442 are approved hydrants.

Use of Hydrants other than as specified above, must receive written approval from the Director of Public Works a minimum of twenty-four hours prior to bid opening.

Fire Hydrants shall be set in such a manner that the steamer connection is facing the closest street. They shall be set vertically upon a solid concrete block not less than 8” X 8” X 16” (See Standard #4000).

Hydrants shall be set with solid concrete blocking (8” X 8” X 16”), placed behind the barrel and behind the tee connection between the water main and the hydrant lead to prevent movement of the pipe or hydrant (See Standard #4000). Poured concrete blocking is allowed, but only with the approval of the Engineer. When shims are required, they shall be hard wood shims.

To provide adequate drainage, the base of the hydrant shall be enclosed with a vault built of brick, constructed to allow an eight (8) inch clearance around the base and tapered so as to fit closely around the barrel of the hydrant just above the lower flange. Drain field using 1” washed stone is an approved equal to the brick vault. Use 1” washed river rock or approved equal.

After fire hydrants have been set, backfilled and tested, the surfaces of the hydrant above the ground line shall be cleaned by wire brushing and washing with soap and water, and the exposed surfaces shall be painted with one (1) coat of Valspare Syn-Gard,

WATER SERVICE LINES

Water Service Lines shall be installed using one of the following Types:

Type I	A new service from ductile iron main to curb box with no connection to an existing line.
Type II	A new service from ductile iron main to curb box with connection to an existing line.

Type III	A new service from a PVC main to curb box with no connection to an existing line.
Type IV	A new service from a PVC main to curb box with connection to an existing line.

The above listed types shall be installed per Chapters 64 and 75 of the City Code, City Construction Standard 4040 and as follows:

The new domestic water service shall not be installed until the new main has been placed in service.

Stops, boxes and copper pipe shall be new.

When the existing house service is near the new curb box, the old curb box and curb stop shall be removed and the existing house service shall be connected to the new curb box.

When the existing curb box is inaccessible from the street side of the property (existing line coming from alley) or if the property is an empty lot, the contractor shall install the new service line at the location marked by the City or its representative. Connection to the existing service will not be required.

All service taps to PVC or HDPE mains require the use of a bronze service saddle per Section 3 of Chapter 75 of the City Code. The drilling operations shall be done per the PVC manufacturer's specifications.

The following is a list of approved stops, boxes and saddles for water service installations. Others may be used, but only with written approval of the Director of Public Works at least five (5) working days prior to the scheduled bid opening.

Corporation Stops – Mueller H-15008N

Curb Stops – Mueller H-15155N or B-25155N

Curb Boxes – Mueller H-10300 or H-10300-99008

Service Saddle – Mueller BR2B Series, Polywrap required for PVC Pipe

The copper service line used between the main and curb box shall meet the specifications for seamless copper tubing, ASTM, designation B88, Type K.

The installation shall be in accordance with the City Code, Construction Standard 4040, Section 562 of the Illinois Department of Transportation Standard Specifications for Road and Bridge Construction latest revision, and specifications contained herein.

The water service line shall be laid sufficiently and placed in a manner as to prevent rupture or breakage from the settling of the ground.

POLYETHYLENE ENCASED WATER MAINS

This work shall comply with ANSI/AWWA C-105/A21.5 (latest revision.)

All pipe, fittings and appurtenances such as valves, tees tapping saddles and crosses shall be polyethylene encased when they are installed within the area requiring such encasement.

INSTALLATION METHODS

PROTECTION OF WATER MAINS

Water mains and water service lines shall be protected against entrance of hydrocarbons through diffusion through any material used in construction of the line.

HORIZONTAL SEPARATION

A. Whenever possible, the water main shall be laid at least ten (10) feet horizontally from any existing or proposed drain or sewer line.

B. Should the local conditions prevent a lateral separation of ten (10) feet, a water main may be laid closer than ten (10) feet, or in the same trench, with a storm or sanitary sewer; provided the main is laid in a separate trench; or on an undisturbed earth shelf located to one side of the sewer and at such an elevation that the bottom of the water main is at least eighteen (18) inches above the top of the sewer.

C. If it is impossible to obtain proper horizontal and vertical separation as stipulated in (A) or (B), both the water main and sewer shall be constructed of mechanical joint, ductile iron pipe and be pressure-tested to assure water tightness before backfilling.

D. Water mains shall be separated from septic tanks disposal fields and seepage beds by a minimum of twenty-five (25) feet.

VERTICAL SEPARATION

A. Whenever water mains must cross house sewers, storm drains, or sanitary sewers, the water main shall be laid at such an elevation that the bottom of the water main is eighteen (18) inches above the top of the drain or sewer. This vertical separation shall be maintained for that portion of the water main located within ten (10) feet, horizontally of any sewer or drain crossed, said ten (10) feet to be measured as the nominal distance from the water main to the drain or sewer

B. Where conditions exist that the minimum vertical separation set forth in (A) cannot be maintained, or if it is necessary for the water main to pass under a sewer or drain, both the sewer and the water main shall be laid with mechanical joint, ductile iron pipe; and the mechanical joint pipe shall extend on each side of the crossing until the nominal distance from the water main to the sewer or drain line is at least ten (10) feet.

As an alternate, either the water main or the sewer could be installed inside a carrier pipe which would extend at least ten (10) feet on each side of all crossings.

In making such crossings, it is preferable to center a length of water main pipe over the sewer to be crossed so that the joints will be equidistant from the sewer and as remote there from as possible. Where a water main must cross under a sewer, a vertical separation of eighteen (18) inches between the bottom of the sewer and the top of the water main shall be maintained, along with means to support the sewer lines to prevent their settling.

EARTH EXCAVATION

The trenches shall have a minimum width of twelve (12) inches plus the diameter of the water main to be laid therein, and of such a depth that there shall be a minimum of three (3) feet six (6) inches of cover, measured from the surface of the street or natural ground to the top of the pipe.

The excavated material shall be deposited on the side of the trenches and beyond the reach of slides and the banks trimmed up so as to be of as little inconvenience as possible to public travel or occupants of adjoining property. In case it is necessary to place excavated material on any sidewalk or pavement, barriers shall be erected to keep the material at least four (4) feet from the front of buildings and from the inner portion of the sidewalk or pavement. When it is necessary to deposit excavated materials on grass plots, it shall be removed in such a manner as to cause as little damage as possible to the grass. Any damage shall be repaired by the contractor at his own expense.

All pavements, sidewalks, driveways, culverts, curbs, curb and gutters, cross walks or similar obstructions which interfere with the construction work must be tunneled under or removed to the width of the trench before the excavation is made. All materials unsuitable for backfilling must be kept separate from other excavated materials and disposed of as directed by the Engineer, at the contractor's expense.

In case the character of the ground requires it, to protect the work, the street or the workmen, the side of the trenches shall be supported with suitable bracing and sheeting. Where the ground is sufficiently firm, the pipe may be laid directly on the bottom of the trench, but wherever soft or unsuitable ground is encountered, or wherever trenches are excavated through cinder fills or other unsuitable material, the Engineer may require that the trench be excavated to an additional depth of six (6) inches and clean sand, crushed rock or selected earth, as directed by the Engineer, shall be tamped into the trench for minimum thickness of six (6) inches below the bottom of the pipe.

The trenches shall be kept free of water during the progress of the work. All tools and equipment for pumping and bailing and all materials for building drains or other work necessary to keep the trenches free of water shall be furnished by the contractor. This work and equipment shall be considered incidental to the contract and no extra compensation will be allowed.

All sewer, water, gas and other pipes or conduits and service connections encountered shall be carefully supported and protected from damage while the excavations are being made and backfilling finished.

CITY UTILITY LOCATION

It shall be the contractor's responsibility to locate existing water services. Where there is reasonable assurance a City utility exists (storm sewer, sanitary sewers, water mains and/or other City services), but cannot otherwise be located, the contractor, at the engineer's direction, will excavate to locate said utility before construction reaches that area. This will usually require digging in the street/boulevard and the Engineer shall be present when such exploration is done. Trench backfill will be used when directed by the Engineer.

This work will in no way relieve the contractor of his obligation to contact JULIE for the location of other utilities.

PIPE LAYING

Water main pipe shall be handled and installed per ANSI/AWWA C600 (latest revision) and by the following additions:

Pipe shall be handled by mechanical equipment or other approved means. Handling of pipe by means of hooks at both ends of the pipe will not be allowed.

All pipe and fittings shall be thoroughly cleaned by brushing with a wire brush at joints and by swabbing the pipe interior.

Pipe shall be laid on a firm bed and as straight as possible. Excavation must be made under the bell of each pipe so the entire length of pipe will lay on the bottom of the trench and the pipe weight will not rest on the bell.

In laying mechanical joint pipe, all surfaces which come in contact with the rubber gasket seals shall be thoroughly brushed with a wire brush and just prior to slipping the gasket over the spigot end and into the bell, all surfaces including the gasket, shall be thoroughly cleaned with soap and water. The gland and gasket shall then be placed on the spigot end and the pipe inserted in the bell.

The gasket shall then be pushed into position and evenly seated, the gland shall be placed in position, the bolts inserted and the nuts tightened.

When tightening bolts, the gland shall be brought up toward the pipe flange evenly, maintaining approximately the same distance between the gland and the face of the flange at all points around the socket. This shall be done by partially tightening the bottom bolt first, then the top bolt, next the bolts on either side, and last the remaining bolts. This cycle shall be repeated until all bolts are within the following range of torque:

BOLT SIZE INCHES	RANGE OF TORQUE FT. - LB.
5/8	40 - 60
3/4	60 - 90
1	70 - 100
1-1/4	90 - 120

The above torque loads shall be applied with torque measuring wrenches.

In laying "Push-On" pipe, the bell socket and the plain end of the entering pipe must be absolutely clean and free of foreign matter prior to the seating of the gasket. The gasket shall be wiped clean, flexed, and then placed in the socket with the large round end entering first, so that the gasket is seated evenly around the inside of the socket with the groove fitted over the bead. As the gasket fits snugly in the gasket seat it may be necessary to smooth out the gasket around the entire circumference to remove any bulges which might interfere with the proper entry of the spigot end.

A thin film of lubricant shall be applied to the inside surface of the gasket which will come in contact when entering the plain end of the pipe. In some cases it is desirable to apply a thick film of lubricant to the outside of the plain end for about one inch back from the end. Lubricant other than that furnished with the pipe shall not be used.

The plain end of the pipe shall be aligned and carefully entered into the socket until it just makes contact with the gasket.

Joint assembly shall then be completed by forcing the plain end of the entering pipe past the gasket until it makes contact with the bottom of the socket. The first painted stripe shall be inside the socket and the front edge of the second stripe shall be approximately flush with the bell face. If the assembly is not accomplished with the application of reasonable force, the plain end of the pipe shall be removed to check for the proper positioning of the gasket. After proper assembly, the bronze serrated wedges shall be installed as described under **"JOINT ACCESSORIES."**

Installation of restrained joint pipe, when required, shall be the same as "push-on" pipe with the following additions:

The length of restrained joint pipe required each side of a bend or fitting is a function of the pipe size, internal pressure, depth of cover and the characteristics of the soil. Because of all these variables, the amount of restrained joint pipe at each fitting shall be shown on the plans or described in the special provisions of the contract documents. Normally, the City asks the contractor to install two fieldlock gaskets before and after any fitting.

Restrained joint pipe is a special push-on or mechanical joint pipe that is designed to provide longitudinal restraint without the aid of thrust blocks, although thrust blocking may still be required. U.S. Pipe's TR Flex or Clow's Super-lok joint pipe are examples of this type of restrained joint pipe.

Trench water shall be kept out of the pipe and the pipe kept closed by means of test plugs whenever the work is not in progress.

Caps or plugs shall be put on all open ends of pipe, open bends, open tees, or crosses. Pipe laid adjacent to curbs and on all unsupported changes of direction, all tees, crosses, and other fittings receiving right angle or diagonal thrusts, and all plugs at blanked openings shall be firmly backed against solid earth with suitable masses of concrete of a thickness equal to the pipe diameter and of a length to reach from end to end. Solid concrete blocks 8” X 8” X 16” shall be used for blocking. Poured Portland Cement Concrete blocking shall be used only with the approval of the Engineer.

All connections with existing mains and adjustments of existing mains and service lines shall be made. Any special fittings, plugs, or similar appurtenances necessary to complete the work shall be furnished by the contractor at no additional cost.

All required connections to existing water mains or services shall be completed so that no service or existing water main shall be left open and unconnected at the close of a working day.

POLYVINYL CHLORIDE (PVC) PRESSURE PIPE

All 6 inch through 12 inch PVC pipe shall meet the requirements of AWWA C900 (latest revision), "Polyvinyl Chloride (PVC) Pipe" for pressure Class 150, DR18 PVC pipe with ductile iron pipe equivalent outside diameters.

The pipe shall be laid in accordance with the pipe manufacturer's specifications, AWWA C-605 (Latest Revision) and/or the pipe laying specifications contained herein, whichever is more restrictive.

Where fittings are required, ductile iron fittings shall be used. All ductile iron fittings and tapping saddles used with PVC pipe shall be wrapped with polyethylene as described elsewhere in this document and shall be incidental to the contract.

The joints shall be elastomeric-gasket bell ends meeting the requirements of AWWA C900.

PVC pipe will only be used with the permission of the Director of Public Works.

A Blue #12 THHN tracer wire shall be laid with all PVC pipe. The main tracer shall be continuous throughout. When the main tracer must be spliced with a new spool, the connection shall be with a "Kernie" wire connector. This being a screw down clamp. At each fire hydrant and house service, a #12 THHN service wire shall be connected to the main tracer and to the fire hydrant or house service.

The connection at the main tracer shall be with a 3M #562 (yellow) plastic self stripping pigtail connector. At the hydrant shoe or house service tapping saddle, the connection may be done with a brass pipe, or grounding, clamp with brass screws, or similar device approved by the engineer.

All connections shall be taped and moisture sealed with electrical mastic and Scotch #2210 E-2 seal.

THRUST BLOCKS AND THRUST COLLARS

When required, thrust blocks and/or thrust collars shall be constructed per City Construction Standards 4020, 4021 and 4021A.

When using standard 4021A, the following materials will be used:

1. Class SI concrete shall be used.

2. #5 reinforcement bars shall be used as shown on the standard.

3. 16-gauge sheet metal plates cut to size as shown on the standard.

The following methods of construction will be followed:

1. The contractor shall follow the standard dimensions as close as possible, but in no case will a smaller dimensioned block be acceptable.

2. The bottom of the foundation for the block shall be clean and conform to the shape shown in the standard.

3. The sides of the block shall conform to the shape shown on the standard. Forms must be used to insure that the block configuration is being adhered to and to insure the retention of the concrete during its consolidation. The concrete shall not hinder the removal of any flange bolts.

4. The back side of the block must be poured against undisturbed earth. If during the installation of the water main, additional earth has been excavated or disturbed, the concrete block shall be extended to an undisturbed area.

5. No backfilling may take place until the poured concrete has taken its initial set.

6. Reinforcement bars must be placed in proper position prior to pouring. Floating the bars into position will not be allowed.

TESTING

All tests shall be made in the presence of the City Engineer or his assigned representative.

The work of laying the pipes, fittings, hydrants, valves and other appurtenances shall be of such character as to leave all the pipes and connections water tight. To insure these conditions, the water main and all appurtenances shall be subjected to a test of water pressure of not less than one hundred ten (110) pounds per square inch.

The tests shall be made between valves as far as practicable, or as directed by the Engineer, within two (2) working days of the completion of each section of main. Where it is impracticable to test between valves or near connections to existing mains, temporary caps or plugs shall be placed on the mains to close off a section of the main so that it may be tested. The pressure shall be raised to a minimum of one hundred ten (110) pounds and so maintained for a period of not less than two (2) hours.

The amount of water forced into the main during this time shall be determined and this amount shall be taken as a basis to compute the leakage for twenty-four (24) hours. Pressure shall not vary more than two (2) pounds from the above during the test period. Results of tests shall be submitted to the City.

Allowable leakage shall be computed on the basis of fifteen (15) gallons per inch of pipe diameter, per mile of length, per twenty-four (24) hours. On this basis, the allowable leakage per one thousand (1,000) lineal feet of water main is as follows:

PIPE DIAMETER (INCHES)	TOTAL ALLOWABLE IN 2 HOURS (GALLONS)	LEAKAGE PER 1,000 FEET IN 24 HOURS (GALLONS)
2	0.5	5.7
4	0.9	11.4
6	1.4	17.0
8	1.9	22.7
10	2.4	28.4
12	2.8	34.1
14	3.3	39.8
16	3.8	45.4
18	4.3	51.1
20	4.7	56.8
24	5.7	68.2

If the leakage is at a greater rate than that specified, the trenches shall be re-excavated where necessary, the joints re-made and all defective work and materials replaced until the leakage is reduced to the allowable amount. This work is at the contractor's expense.

When the City can conveniently furnish water for testing pipe joints, jetting backfill or other purposes, there shall be no charge, except for the labor of turning the water off and on. However, the City shall not be obligated to furnish water, with or without charge, unless it can do so with reasonable convenience and entire safety to the public.

The necessary regulation or operation of valves to allow for the connections being made shall be performed only by the employees of the City's Water Services Division. Notice must be given forty-eight (48) hours in advance when a shut off is to be made to allow for a connection.

DISINFECTING WATER MAINS

Flushing and disinfecting new water mains shall be done per AWWA C651 (latest revisions).

Flushing shall be done through open ends. At the end of each straight run, flumes or suitable means shall be provided to carry the waste water up to and over the ground surface to an outlet. To keep the waste water to a minimum, a "pig" shall be inserted into the upstream end of the new pipe during construction. Flushing through fire hydrants will not be permitted.

Preliminary flushing shall be done per Section 5.2.2 of AWWA C651-86 standard.

All flushing of mains shall be done during periods of low water demand or at such times as may be directed by the Engineer and Water Services Supervisor.

To guard against a contaminated water supply and to provide safe, potable water for domestic use, all mains shall be thoroughly sterilized before being placed in service.

Water mains shall be sterilized as soon as pressure tests are completed per AWWA C651-86, Section 5.2.3, except paragraph 4 shall be deleted.

The form of chlorine to be used shall be granular calcium hypochlorite. Any deviation from this must have written approval from the Engineer.

The amount of sterilizing agent introduced shall be as per Table 4 of AWWA C651 under Column for 1-percent chlorine solution.

Final flushing, bacteriological tests and any re-disinfection shall be done per Sections 6, 7 and 8 of AWWA C651. In addition, bacteriological tests shall meet the requirements of Illinois Technical Policy Statement, Section 652.203.

Samples should be taken at approximately 500 foot intervals and at each branch line. Under special conditions on long construction runs, samples may be taken every 1,000 feet, but only with approval of the Engineer.

BACKFILLING

Backfilling of all water main shall be made in accordance with Method 1, Article 603.08 of the Illinois Department of Transportation Standard Specifications for Road and Bridge Construction, latest revision. Jetting will be permitted outside the limits of the pavement.

After the pipe is laid (and as soon as possible after testing,) the trench shall be filled with either selected earth, or select graded aggregate free from boulders or any foreign matter. Ashes, cinders, or other corrosive material shall not be allowed. Backfill around the pipes and to a depth of six (6) inches above the top of the pipes shall be thoroughly rammed and tamped. Place material in eight (8) inch lifts and compact using a mechanical tamper or roller. Care should be taken to prevent any lateral movement of the pipe from the tamping operation.

During the installation of all water mains, care must be exercised so that the trees in the boulevard and on private property behind the sidewalk will not be disturbed. All disturbed boulevard areas shall be graded and seeded.

When not otherwise ordered, the backfilling shall not be left unfinished more than three hundred (300) feet behind the completed pipe work.

DUST CONTROL

The contractor shall be responsible for control of dust within the construction area. Contractors are advised that street surfaces or portions of same undisturbed by trench excavation, haul routes and similar areas used by the contractor and subject to traffic, shall be maintained clear of dirt, sand or debris by sweeping, flushing or other appropriate measures. Such cleaning shall in no event lag more than one city block behind the trench excavation operation and shall be maintained as necessary for the duration of the construction work.

Where temporary surfacing over excavated areas must be maintained to allow trench consolidation and such surfacing becomes a source of dust, the engineer may authorize application of calcium chloride or approved chemical suppressant at such rate as will inhibit the dust problem.

END
CITY OF DECATUR
STANDARD SPECIFICATIONS FOR
WATER MAIN CONSTRUCTION

STANDARD

DRAWINGS

STANDARD DESIGN
FOR
DRIVEWAY AND PAVEMENT PATCHING

EXISTING PAVEMENT	REPLACEMENT MATERIALS
STONE	8" AGGREGATE SURFACE COURSE TYPE B
FLEXIBLE PAVEMENTS	BITUMINOUS CONCRETE SURFACE COURSE WILL BE 2" GREATER THAN EXISTING OR MINIMUM OF 8" (SEE NOTE B)
RIGID PAVEMENTS	P.C.C. PAVEMENT WILL BE 2" GREATER THAN EXISTING OR 8" MIN. (SEE NOTE C)
RIGID DRIVEWAY PAVEMENTS	DRIVEWAY PAVEMENT WILL BE 2" GREATER THAN EXISTING OR 6" MIN.

NOTE: THE PAVEMENT REPLACEMENTS SHOWN ARE MINIMUMS, THE EXISTING PAVEMENT SECTION SHALL DICTATE THE EXACT THICKNESS WHEN GREATER THAN SHOWN ABOVE.

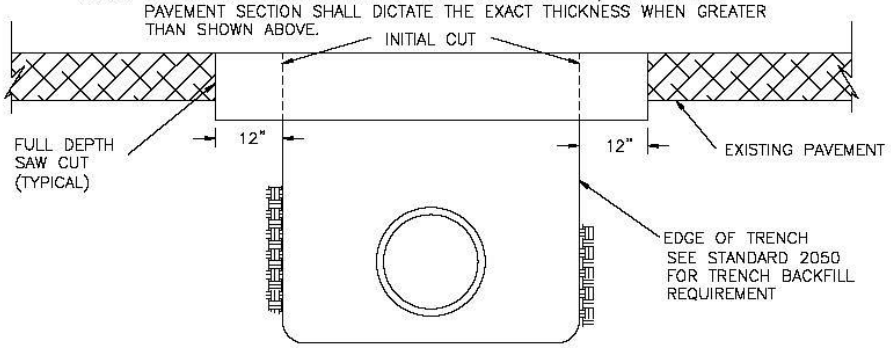

CONSTRUCTION PROCEDURE-RIGID & FLEXIBLE PAVEMENTS

A. RIGID AND FLEXIBLE PAVEMENTS

1. THE INITIAL CUT LINE SHALL BE OUTLINED WITH A SAW CUT OF SUFFICIENT DEPTH TO INSURE THAT THE PAVEMENT TO BE REMOVED CAN BE BROKEN AWAY WITHOUT STRUCTURAL DAMAGE TO THE PAVEMENT REMAINING.
2. THE FINAL SAW CUT LINE SHALL BE MADE BY SAWING FULL DEPTH A MINIMUM OF 1 FT. BEYOND ANY PAVEMENT DAMAGE AND SHALL BE MADE AFTER THE TRENCH HAS BEEN FILLED AND COMPACTED.
3. AFTER THE PAVEMENT HAS BEEN REPLACED, THE PERIMETER OF THE SAW JOINT SHALL BE SEALED BY AN APPLICATION OF BITUMINOUS MATERIAL.

B. BITUMINOUS CONCRETE PAVEMENT

1. PRIOR TO PATCHING A HOLE, THE CUT FACES OF THE EXISTING PAVEMENT AND COMPACTED BASE COURSE SHALL BE GIVEN AN APPLICATION OF ASPHALT RC-70 AT THE RATE OF APPROXIMATELY 0.1 GALLONS PER SQUARE YARD.
2. THE PATCHING MATERIAL SHALL BE BITUMINOUS CONCRETE SURFACE COURSE, CLASS I, AND SHALL BE PLACED IN ACCORDANCE TO IDOT STANDARD SPECIFICATIONS FOR ROAD AND BRIDGE CONSTRUCTION CURRENT VERSION FOR CLASS D PATCHES.

C. PORTLAND CEMENT CONCRETE PAVEMENT

1. REPAIRS IN PCC PAVEMENT GREATER THAN 6" IN DEPTH WILL BE CONSTRUCTED IN ACCORDANCE WITH CITY STANDARD #1060.

D. BRICK PAVEMENT

1. REPAIRS WILL BE MADE IN ACCORDANCE WITH CITY STANDARD #1070 FOR BRICK PAVEMENT REPAIRS OR AS DIRECTED BY THE CITY ENGINEER.

CITY OF DECATUR, ILLINOIS
DEPARTMENT OF ENGINEERING
& INFRASTRUCTURE

ADOPTED JANUARY 1, 2003

DIRECTOR OF ENGINEERING & INFRASTRUCTURE

ISSUED: 7-3-01	
REVISIONS BY	DATE
R.W.D.	3/3/97
K.G.C.	4/3/06
JMM	5/1/02
KSG	10/7/2002

STANDARD#1050

K:\DVCEngineering-data\AUTOCAD\STANDARD\Standards 2003\Stdrd1050.dwg\Wed, 30 Apr 2003 - 10:15am

STANDARD DESIGN
TRENCH BACKFILL AND BEDDING

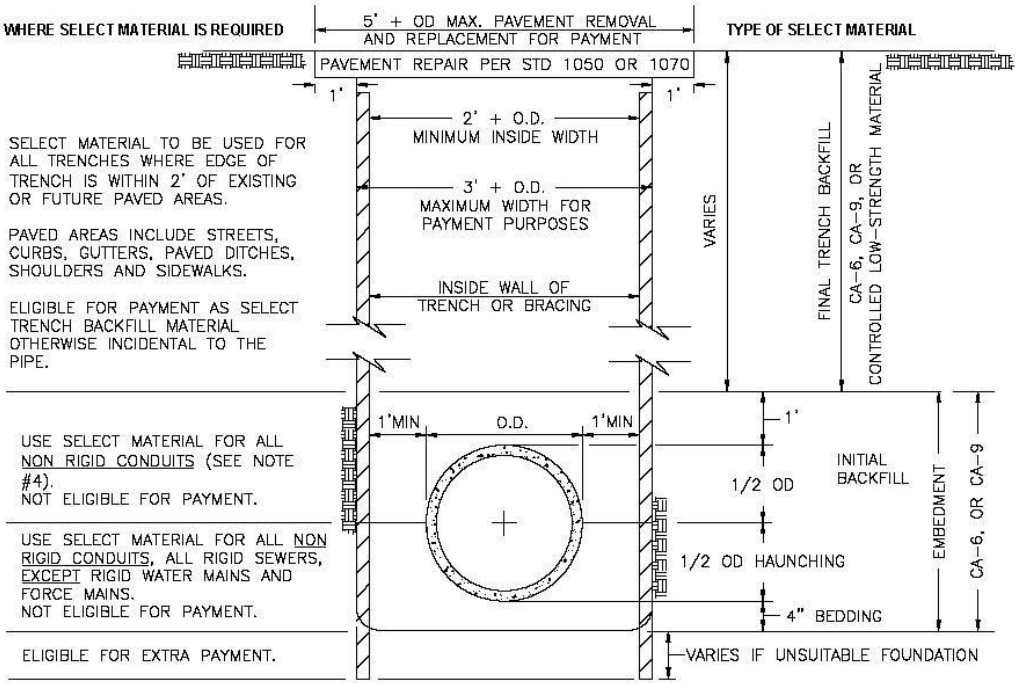

NOTES:

1. WHEN EDGE OF TRENCH IS WITHIN 2' OF ANY PAVED AREA, UNIFORM LAYERS OF SELECT MATERIAL NOT EXCEEDING 8" THICK SHALL BE PLACED AND COMPACTED BY RAMMING OR TAMPING WITH TOOLS APPROVED BY THE ENGINEER TO 95% OF STANDARD PROCTOR DENSITY.

2. WHEN EDGE OF TRENCH IS BEYOND 2' OF ANY PAVED AREA, UNIFORM LAYERS OF SUITABLE EXCAVATED MATERIAL NOT EXCEEDING 12" THICK SHALL BE PLACED AND COMPACTED BY RAMMING OR TAMPING TO THE SATISFACTION AND APPROVAL OF THE ENGINEER.

3. CA-7, CA-11, CA-13, OR CA-16 MAY BE USED FOR TRENCH BACKFILL WHEN AN APPROPRIATE GEOTECHNICAL FABRIC IS USED TO LINE THE TRENCH.

4. NON RIGID CONDUITS ARE DEFINED AS FLEXIBLE THERMOPLASTIC PIPE AND/OR CORRUGATED METAL PIPE.

5. BELLS HOLES WILL BE DUG. NO PIPE WILL ACCEPTED WHERE THE BELLS OF THE PIPE ARE SUPPORTING THE WEIGHT OF THE PIPE.

CITY OF DECATUR, ILLINOIS
DEPARTMENT OF ENGINEERING & INFRASTRUCTURE

ADOPTED JANUARY 1, 2003

DIRECTOR OF ENGINEERING & INFRASTRUCTURE

ISSUED: 7-3-01	
REVISIONS BY	DATE
K.G.D.	4/4/06
JMM	5/1/02

STANDARD# 2050
SHEET #1 OF 2

STANDARD DESIGN
TRENCH BACKFILL AND BEDDING
FOR
SANITARY SEWERS, STORM SEWERS & WATERMAINS
TABLE 1

INSIDE DIAMETER OF CONDUIT IN INCHES "D"	MAXIMUM TRENCH WIDTH IN FEET FOR PAYMENT	FINAL BACKFILL CY \ FOOT PER FOOT OF DEPTH WHERE ELIGIBLE FOR PAYMENT	PERMANENT PAVEMENT REMOVAL AND REPLACEMENT SY \ FOOT
6	3.58	0.13	0.62
8	3.78	0.14	0.64
10	3.97	0.15	0.66
12	4.17	0.15	0.69
14	4.36	0.16	0.71
15	4.46	0.17	0.72
16	4.56	0.17	0.73
18	4.75	0.18	0.75
20	4.94	0.18	0.77
21	5.04	0.19	0.78
24	5.33	0.20	0.81
27	5.63	0.21	0.85
28	5.72	0.21	0.86
30	5.92	0.22	0.88
33	6.21	0.23	0.91
36	6.50	0.24	0.94
42	7.08	0.26	1.01
48	7.67	0.28	1.07
54	8.25	0.31	1.14
60	8.83	0.33	1.20
66	9.42	0.35	1.27
72	10.00	0.37	1.33
78	10.58	0.39	1.40
84	11.17	0.41	1.46
90	11.75	0.44	1.53
96	12.33	0.46	1.59
102	12.92	0.48	1.66
108	13.50	0.50	1.72
120	14.67	0.54	1.85

CITY OF DECATUR, ILLINOIS
DEPARTMENT OF ENGINEERING
INFRASTRUCTURE

ADOPTED JANUARY 1, 2003.

DIRECTOR OF ENGINEERING & INFRASTRUCTURE

ISSUED:	
REVISIONS BY	DATE
K.G.Q.	4/4/00
JWM	5/1/02
KSG	10/2002

STANDARD# 2050
SHEET #2 OF 2

K:\CAD\Engineer\wrg-std\AUTOCAD\STANDARD\Standards 2003\Std2050 Sheet 2 of 2.dwg\Wed, 30 Apr 2003 - 10:32am

STANDARD DESIGN
TYPICAL FIRE HYDRANT SETTING

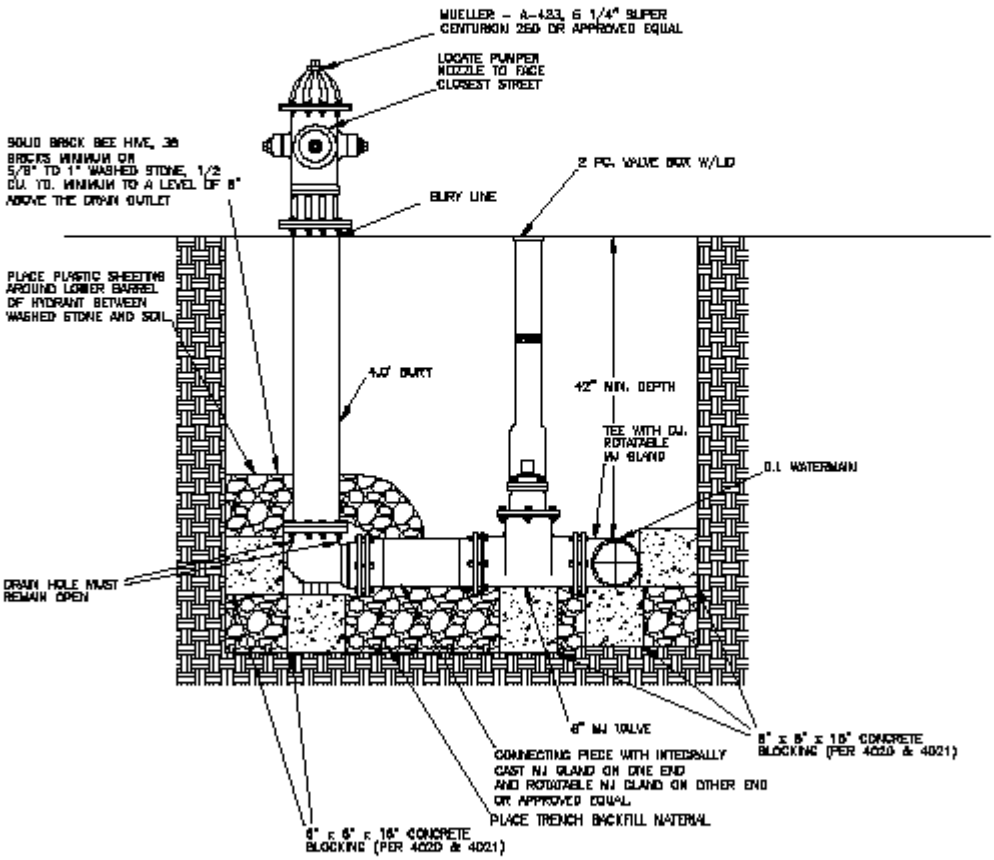

CITY OF DECATUR, ILLINOIS
WATER MANAGEMENT DEPARTMENT

ADOPTED JANUARY 1, 2003

ISSUED: 1/1/03	
REVISIONS	
BY	DATE
F.M.T.	12/15/03
[illegible]	[illegible]
[illegible]	[illegible]
[illegible]	[illegible]
[illegible]	[illegible]

STANDARD #4000

K:\Common\CAC\Common\Water\Distribution\Short Jewel\Std-4000Rev1.dwg\Fri, 11 Jan 2019 - 10:44am

STANDARD DESIGN
WATERMAIN VALVES 16" & LARGER

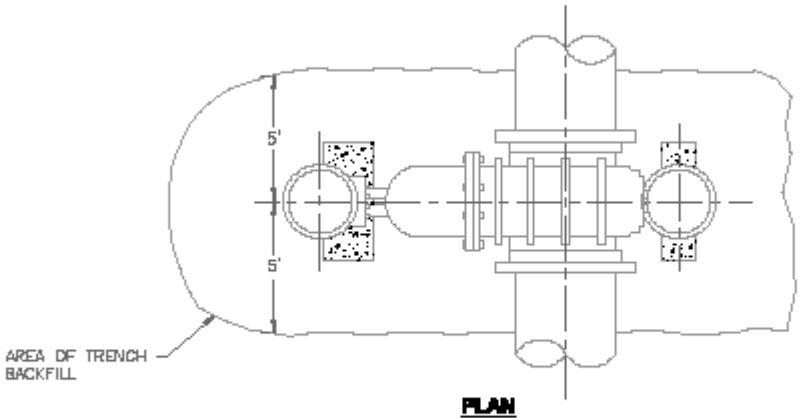

PLAN

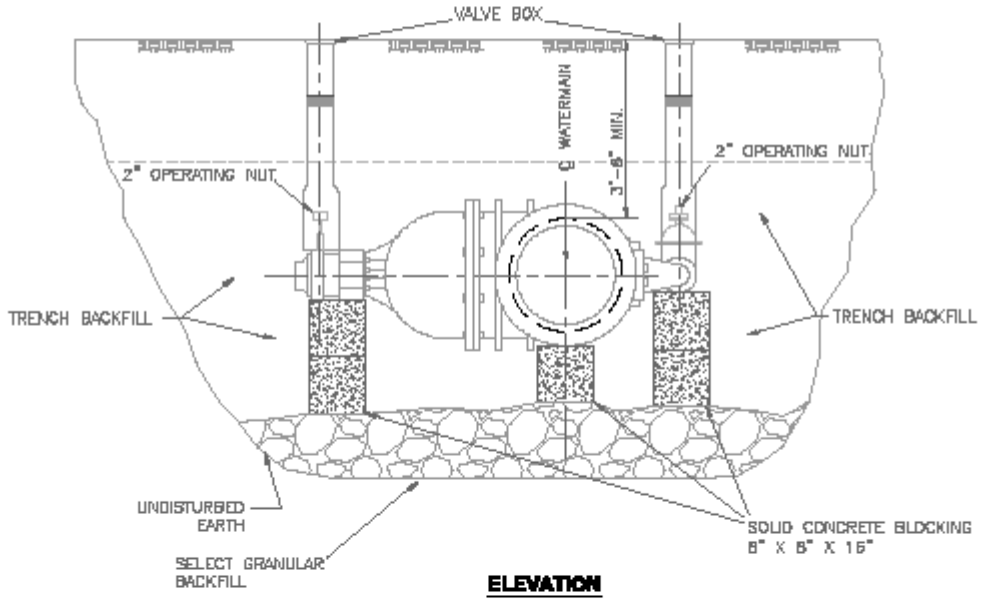

ELEVATION

NOTES:

1. FOR SIZES 16" TO 24" GATE VALVE SHALL BE MUELLER A-2361 DUCTILE IRON RESILIENT WEDGE OPEN RIGHT.
2. VALVES SHALL BE COMPLETE WITH MUELLER BEVEL GEARING VALVE OPERATOR.
3. BY-PASS VALVE REQUIRED FOR VALVES 18" AND LARGER.

CITY OF DECATUR, ILLINOIS
WATER MANAGEMENT DEPARTMENT

ADOPTED JANUARY 1, 2002

DIRECTOR OF PUBLIC WORKS

REVISIONS	
BY	DATE
PJRT.	12/18/01
SHDE	8/10/06
RVAD	5/8/07
RMB	12/18/12
KCZ	1/4/18

STANDARD# 4010

STANDARD DESIGN
SOLID CONCRETE BLOCKING
WATERMAIN - 4" TO 10"

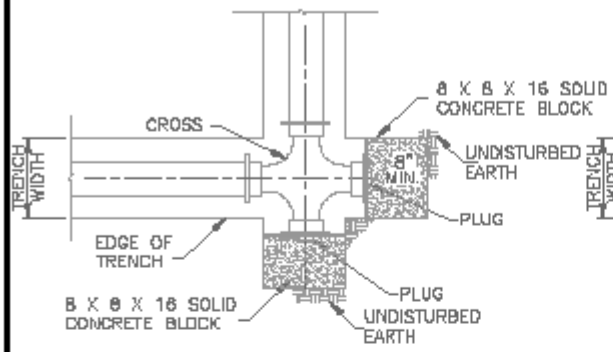

FOR CROSSES & PLUGS

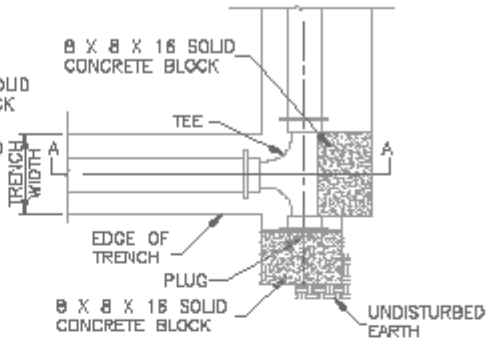

FOR TEES & PLUGS

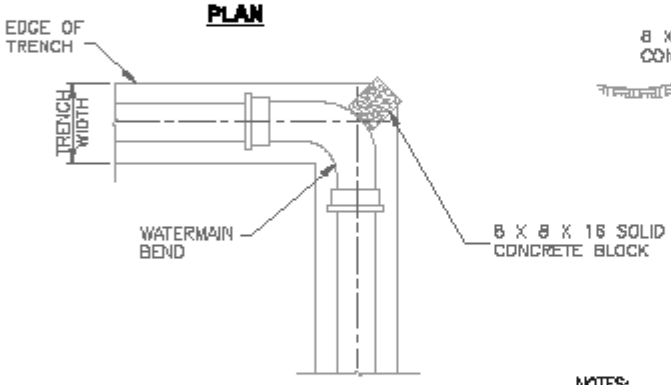

FOR WATERMAIN BENDS
PLAN 90° BENDS

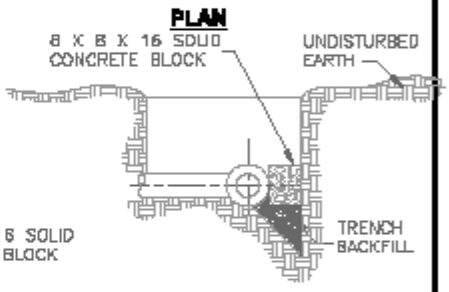

PROFILE

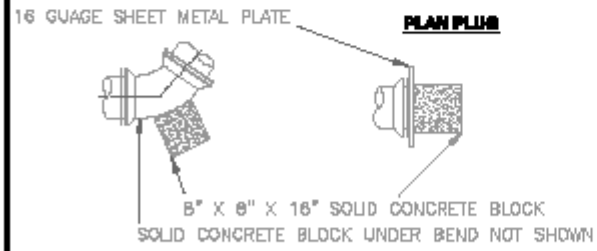

PLAN 45° & 22½° BENDS

NOTES:

1. SOLID CONCRETE BLOCKING SHALL BE SIMILAR FOR ALL BENDS.
2. POURED CONCRETE BLOCKING MAY BE USED WITH APPROVAL OF ENGINEER.
3. WRAP CONNECTION ENDS IN PLASTIC SHEETING, NOT LESS THAN 8 MIL THICKNESS, PRIOR TO POURING CONCRETE BLOCKING.
4. SOLID CONCRETE BLOCKING SHALL BE PLACED UNDER ALL FITTINGS.
5. POURED CONCRETE BLOCKING SHALL NOT INTERFERE WITH THE REMOVAL OR INSTALLATION OF BOLTS ON MJ FITTINGS.

CITY OF DECATUR, ILLINOIS
WATER MANAGEMENT DEPARTMENT

ADOPTED JANUARY 1, 2003

DIRECTOR OF PUBLIC WORKS

ISSUED: 1/1/03	
REVISED BY	DATE
REVISED	3/16/07
REVISED	07/07/2009
REVISED	1/1/2011

STANDARD #4020

STANDARD DESIGN
POURED CONCRETE BLOCKING
WATERMAIN - 12" TO 42"

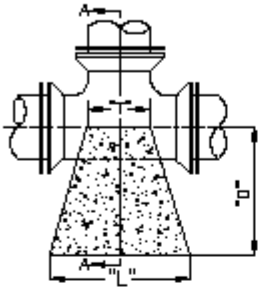

TEE

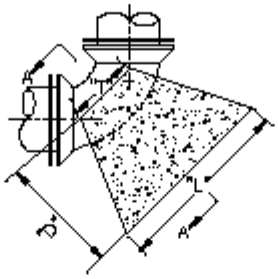

90° BENDS

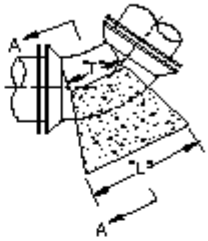

45° & 22½° BENDS

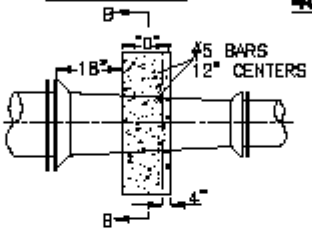

REDUCER

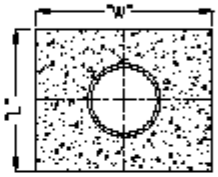

SECTION B-B

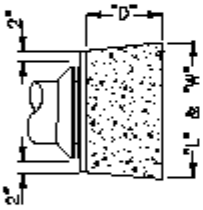

PLUG

NOTES:

1. DEPTH "D" MAY BE GREATER THAN SPECIFIED TO ALLOW WORKING SPACE. BLOCK MUST BE POURED AGAINST UNDISTURBED EARTH.
2. POURED BLOCKING NOT TO HINDER REMOVAL OR INSTALLATION OF BOLTS ON MJ FITTINGS.

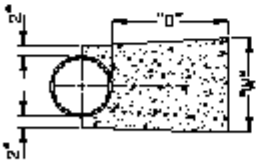

SECTION A-A

BLOCKING DIMENSION

	SIZE	12"	16"	20"	24"	30"	36"	42"
TEE	D	6"	8"	12"	20"	30"	36"	44"
	L	24"	32"	50"	62"	84"	96"	144"
	W	24"	32"	40"	48"	80"	80"	120"
	T	18"	22"	27"	32"	34"	36"	36"
90° REDUCER	D	10"	15"	---	---	---	---	---
	L	34"	54"	---	---	---	---	---
	W	38"	54"	---	---	---	---	---
	T	14"	18"	---	---	---	---	---
90° BENDS	D	8"	8"	12"	18"	20"	24"	28"
	L	26"	36"	48"	60"	63"	66"	72"
	W	20"	38"	38"	42"	48"	60"	66"
	T	8"	22"	24"	32"	32"	33"	36"
45° BENDS	D	8"	8"	10"	10"	18"	24"	30"
	L	20"	36"	42"	42"	42"	42"	42"
	W	20"	38"	38"	42"	42"	48"	48"
	T	8"	20"	24"	24"	28"	30"	36"
22½° BENDS	D	6"	10"	16"	18"	27"	30"	36"
	L	30"	36"	42"	52"	60"	96"	108"
	W	30"	36"	42"	52"	60"	96"	108"
PLUG	SIZE	42"x36"	36"x30"	36"x24"	30"x24"	30"x16"	24"x16"	24"x12"
	D	12"	12"	12"	12"	12"	12"	12"
	L	72"	48"	60"	42"	48"	36"	36"
	W	72"	48"	80"	42"	48"	36"	36"
REDUCER								

CITY OF DECATUR, ILLINOIS
DEPARTMENT OF ENGINEERING
& INFRASTRUCTURE

ADOPTED JANUARY 1, 2003

DIRECTOR OF PUBLIC WORKS

ISSUED 7-3-78

REVISIONS		
BY	DATE	
P.M.G	4/8/97	
P.M.G	11/7/03	
KRZ	1/24/18	

STANDARD #4021

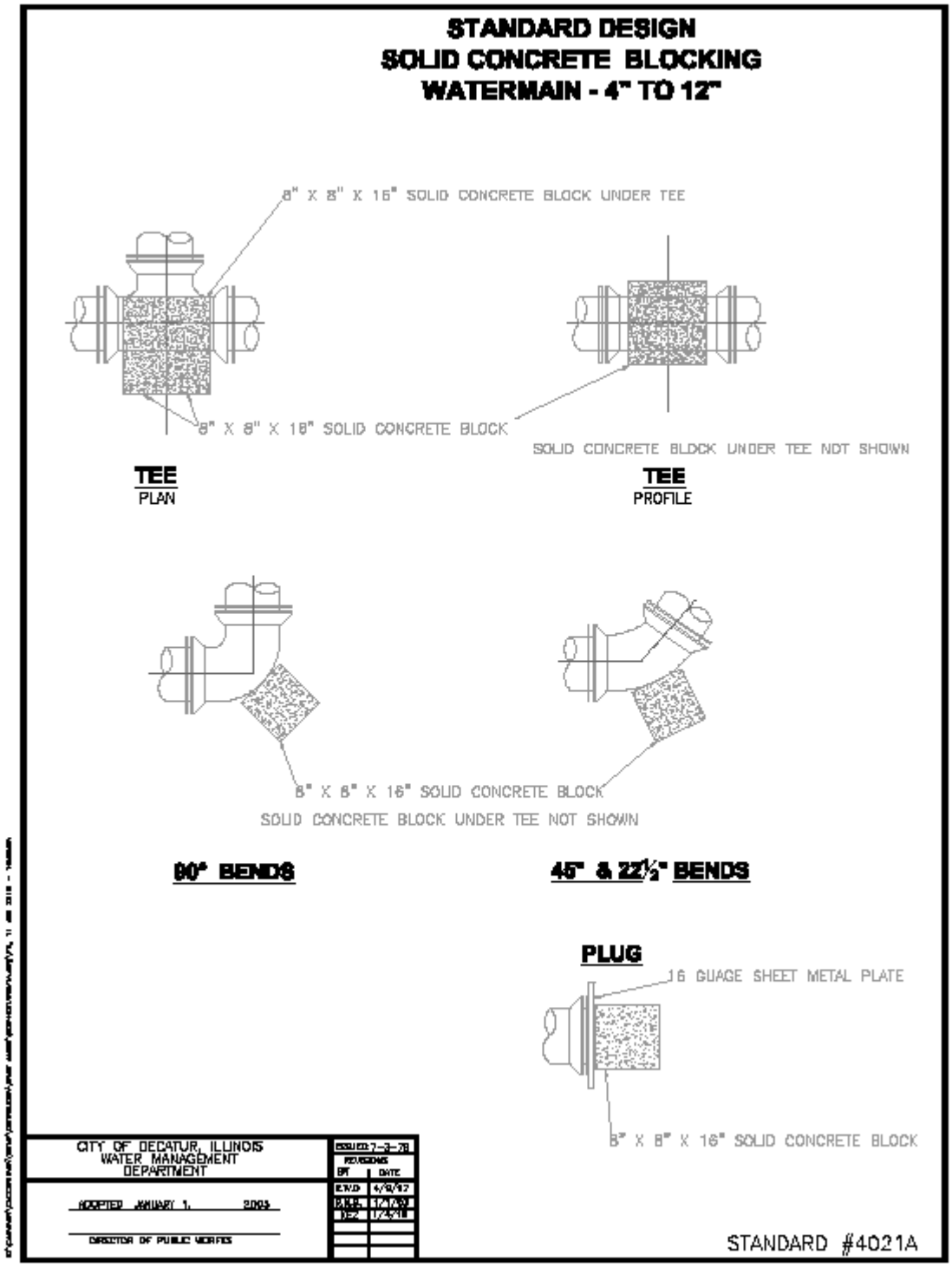
STANDARD DESIGN
SOLID CONCRETE BLOCKING
WATERMAIN - 4" TO 12"
8" X 8" X 16" SOLID CONCRETE BLOCK UNDER TEE
8" X 8" X 16" SOLID CONCRETE BLOCK
SOLID CONCRETE BLOCK UNDER TEE NOT SHOWN
TEE
PLAN
TEE
PROFILE
8" X 8" X 16" SOLID CONCRETE BLOCK
SOLID CONCRETE BLOCK UNDER TEE NOT SHOWN
90° BENDS
45° & 22½° BENDS
PLUG
16 GUAGE SHEET METAL PLATE
8" X 8" X 16" SOLID CONCRETE BLOCK
CITY OF DECATUR, ILLINOIS
WATER MANAGEMENT
DEPARTMENT
ADOPTED JANUARY 1, 2003
DIRECTOR OF PUBLIC WORKS
STANDARD #4021A

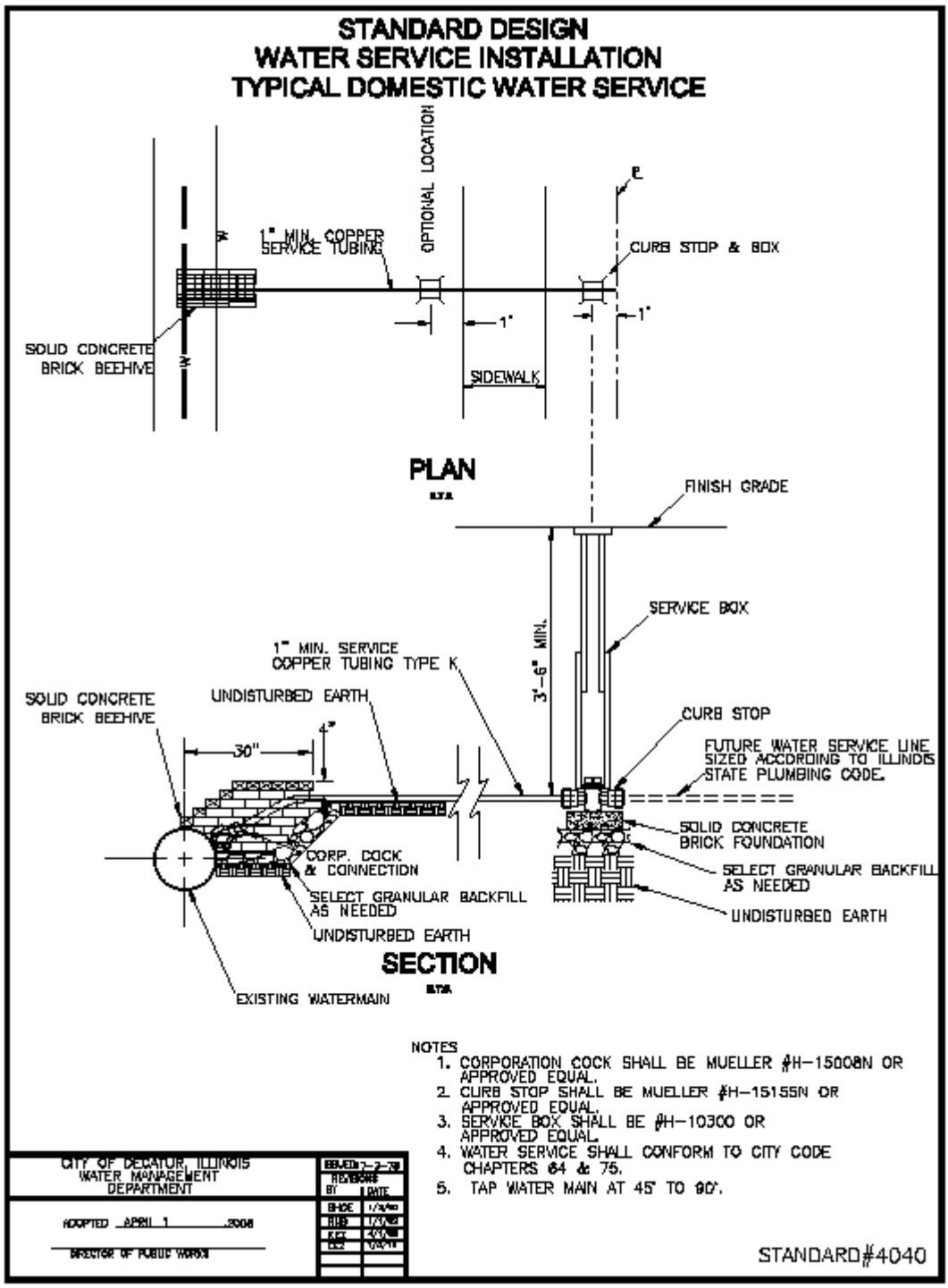
STANDARD DESIGN
WATER SERVICE INSTALLATION
TYPICAL DOMESTIC WATER SERVICE
OPTIONAL LOCATION
1" MIN. COPPER SERVICE TUBING
CURB STOP & BOX
SOLID CONCRETE BRICK BEEHIVE
1"
1"
SIDEWALK
PLAN
FINISH GRADE
SERVICE BOX
3'-6" MIN.
1" MIN. SERVICE COPPER TUBING TYPE K
UNDISTURBED EARTH
SOLID CONCRETE BRICK BEEHIVE
30"
CURB STOP
FUTURE WATER SERVICE LINE SIZED ACCORDING TO ILLINOIS STATE PLUMBING CODE.
SOLID CONCRETE BRICK FOUNDATION
CORP. COCK & CONNECTION
SELECT GRANULAR BACKFILL AS NEEDED
SELECT GRANULAR BACKFILL AS NEEDED
UNDISTURBED EARTH
UNDISTURBED EARTH
SECTION
EXISTING WATERMAIN
NOTES
1. CORPORATION COCK SHALL BE MUELLER #H-15008N OR APPROVED EQUAL.
2. CURB STOP SHALL BE MUELLER #H-15155N OR APPROVED EQUAL.
3. SERVICE BOX SHALL BE #H-10300 OR APPROVED EQUAL.
4. WATER SERVICE SHALL CONFORM TO CITY CODE CHAPTERS 64 & 75.
5. TAP WATER MAIN AT 45° TO 90°.
CITY OF DECATUR, ILLINOIS
WATER MANAGEMENT DEPARTMENT
ADOPTED APRIL 1 ,2008
DIRECTOR OF PUBLIC WORKS
STANDARD #4040

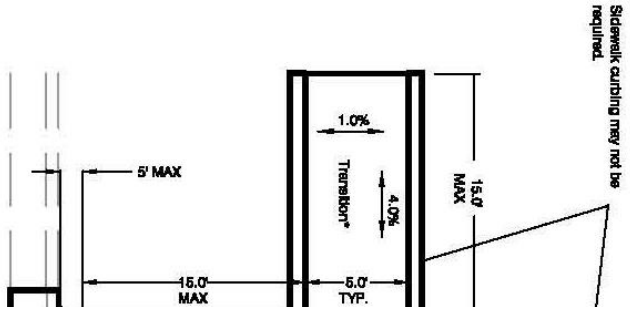

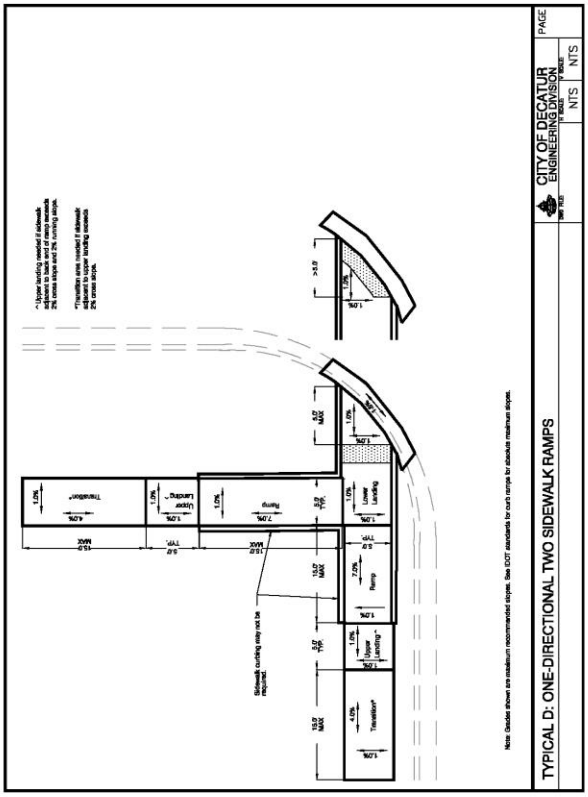

Note: Grades shown are maximum recommended slopes.

TYPICAL A: TWO-DIRECTIONAL TWO SIDEWALK RAMPS

CITY OF DECATUR
ENGINEERING DIVISION

DWG FILE | H SCALE NTS | V SCALE NTS

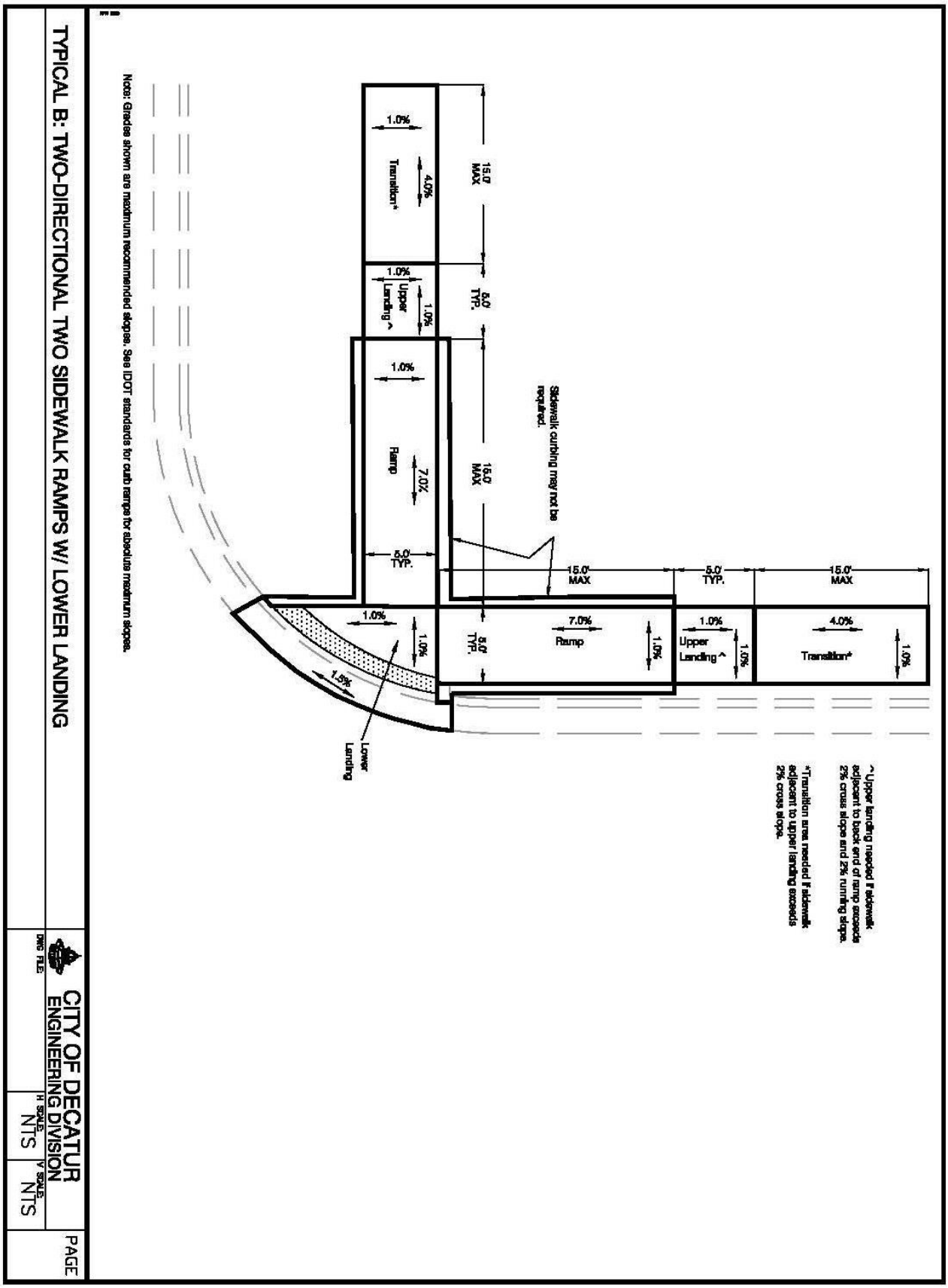
15.0' MAX
5.0' TYP.
15.0' MAX
5.0' TYP.
15.0' MAX
Sidewalk curbing may not be required.
1.0%
4.0%
Transition*
1.0%
Upper Landing ^
1.0%
1.0%
7.0%
Ramp
1.0%
7.0%
Ramp
1.0%
Upper Landing ^
1.0%
4.0%
Transition*
1.0%
1.0%
1.5%
Lower Landing
~Upper landing needed if sidewalk adjacent to back end of ramp exceeds 2% cross slope and 2% running slope.
*Transition area needed if sidewalk adjacent to upper landing exceeds 2% cross slope.
Notes: Grades shown are maximum recommended slopes. See IDOT standards for curb ramps for absolute maximum slopes.
TYPICAL B: TWO-DIRECTIONAL TWO SIDEWALK RAMPS W/ LOWER LANDING
CITY OF DECATUR
ENGINEERING DIVISION
DWG FILE:
H SCALE: NTS
V SCALE: NTS
PAGE

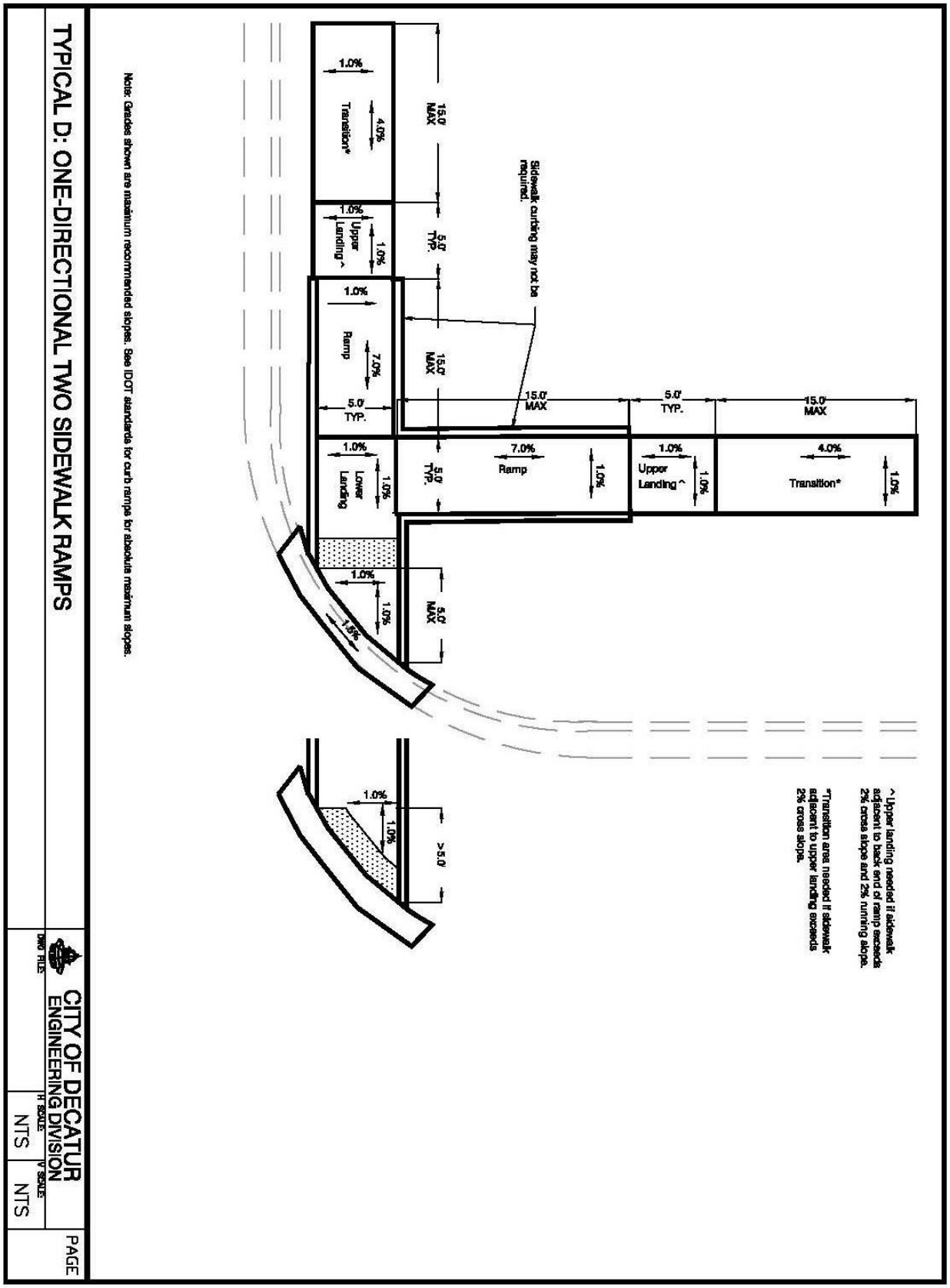
15.0' MAX
1.0%
Transition*
4.0%
1.0%
Upper Landing ^
1.0%
5.0' TYP.
Sidewalk curbing may not be required.
1.0%
Ramp
7.0%
5.0' TYP.
15.0' MAX
15.0' MAX
5.0' TYP.
15.0' MAX
1.0%
Lower Landing
1.0%
5.0' TYP.
7.0%
Ramp
1.0%
1.0%
Upper Landing ^
1.0%
4.0%
Transition*
1.0%
1.0%
1.0%
1.5%
5.0' MAX
1.0%
1.0%
>5.0'
^ Upper landing needed if sidewalk adjacent to back end of ramp exceeds 2% cross slope and 2% running slope.
*Transition area needed if sidewalk adjacent to upper landing exceeds 2% cross slope.
Note: Grades shown are maximum recommended slopes. See IDOT standards for curb ramps for absolute maximum slopes.
TYPICAL D: ONE-DIRECTIONAL TWO SIDEWALK RAMPS
CITY OF DECATUR
ENGINEERING DIVISION
DWG FILE
H SCALE
NTS
V SCALE
NTS
PAGE

CITY OF DECATUR
PUBLIC WORKS DEPARTMENT
MACON COUNTY
CITY PROJECT 2019-10

WATER MAIN REPLACEMENT
FAIRLAWN NEIGHBORHOOD

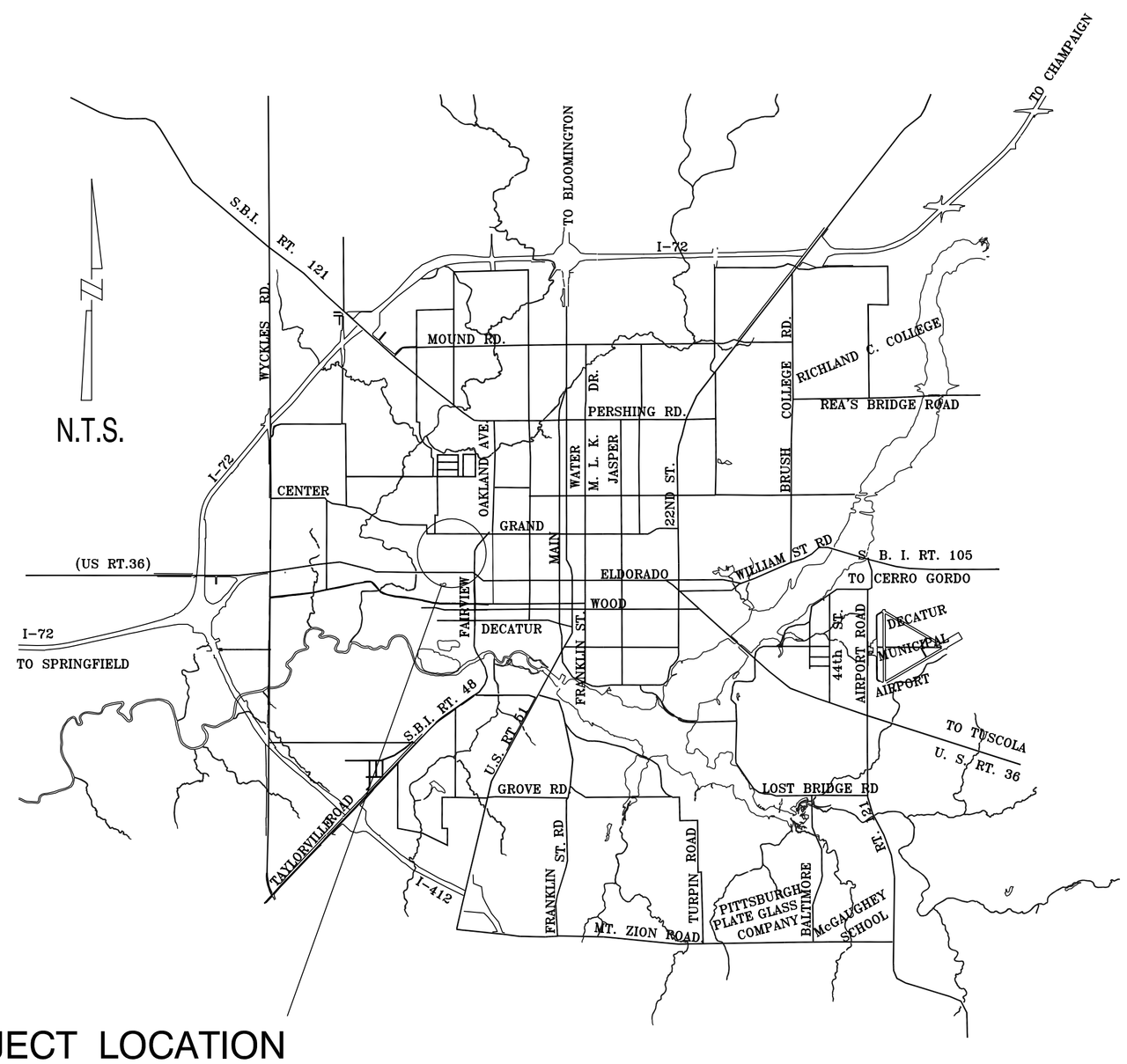

PROJECT LOCATION

FAIRLAWN NEIGHBORHOOD

LIST OF DRAWINGS

1 COVER SHEET, LOCATION PLAN AND LIST OF DRAWINGS
2 NOTES, LEGEND AND SCHEDULE OF QUANTITIES
3 - 5 WATER MAIN REPLACEMENT - TAYLOR AVE
6 WATER MAIN REPLACEMENT - FAIRLAWN AVE
7 WATER MAIN REPLACEMENT - McCLELLAN AVE
8 WATER MAIN REPLACEMENT - PARK PLACE
9 - 10 WATER MAIN REPLACEMENT - MARIETTA ST
11 - 12 WATER MAIN REPLACEMENT - KING STREET
13 WATER MAIN REPLACEMENT - WATSON COURT
14 WATER MAIN REPLACEMENT - FAIRVIEW AVE
15 WATER MAIN REPLACEMENT - LEAFLAND TO MARIETTA ST
16 - 17 STANDARDS & SPECIFICATIONS

CALL J.U.L.I.E. AT 811

It's smart. It's free. It's the law.

Call Before You Dig

JULIE ILLINOIS ONE-CALL SYSTEM

Call before you dig.

800.892.0123

PAUL E CASWELL, P.E.
CITY ENGINEER
No. 062-062825 EXP. 11/30/19

UTILITY / MUNICIPAL CONTACTS

SEWER:	WATER:	ROADS:	SEWER:
CITY OF DECATUR # 1 GARY K. ANDERSON PLAZA DECATUR, IL. 62523 (217) 424-2747	CITY OF DECATUR # 1 GARY K. ANDERSON PLAZA DECATUR, IL. 62523 (217) 424-2747	CITY OF DECATUR # 1 GARY K. ANDERSON PLAZA DECATUR, IL. 62523 (217) 424-2747	DECATUR SANITARY DISTRICT 501 DIPPER LANE DECATUR, IL. 62522 (217) 422-6931
TELEPHONE:	**ELECTRIC AND GAS:**	**CABLE TV:**	
AT&T 990 SOUTHSIDE DRIVE DECATUR, IL. 62521 (217) 429-8596	AMEREN IL CONSTRUCTION HOTLINE DECATUR, IL. 62526 (888) 695-4540	COMCAST 1275 N. WATER DECATUR, IL. 62526 (217) 424-4206	

DATE	REVISIONS	DRAWN BY	CHECK BY
R9DATE	REVISIONS	RSWNL	CBWNL
R8DATE	REVISIONS	RSWNL	CBWNL
R7DATE	REVISIONS	RSWNL	CBWNL
R6DATE	REVISIONS	RSWNL	CBWNL
R5DATE	REVISIONS	RSWNL	CBWNL
R4DATE	REVISIONS	RSWNL	CBWNL
R3DATE	REVISIONS	KEZ	PEC
11/16/2018	IDPH REVISION	KEZ	PEC
11/02/2018	IDOT REVISION	KEZ	PEC
11/02/2018	IDOT SUBMITTAL	KEZ	PEC
11/02/2018	IEPA SUBMITTAL	KEZ	PEC

CITY OF DECATUR
PUBLIC WORKS DEPARTMENT

CITY PROJECT 2019-10
WATER MAIN REPLACEMENT
FAIRLAWN NEIGHBORHOOD

PROJ. MGR.: MCN
PROJ. ENG.: PEC
DRAWN BY: KEZ
CHECKED BY: PEC
DATE: 1/14/19
SCALE: NONE

17 SHEETS
SHEET
1

Jan 11, 2019 – 2:15pm K:\Common\CVCPW\2019 City Projects\2019-10 Annual Water Main Replacement Project\Plans\2019-10 Water Main – Ver 2.0.dwg

WATER MAIN NOTES

1. ALL WATER MAIN CONSTRUCTION, MATERIALS AND TESTING SHALL BE IN ACCORDANCE WITH THE WATER MAIN CONSTRUCTION STANDARDS OF THE CITY OF DECATUR. ITEMS OF WORK NOT COVERED BY THE CITY STANDARDS SHALL BE COMPLETED IN ACCORDANCE WITH THE "STANDARD SPECIFICATION FOR SEWER AND WATER MAIN CONSTRUCTION IN ILLINOIS", FIFTH EDITION, JULY 2009 AND THE ILLINOIS DEPARTMENT OF TRANSPORTATION STANDARD SPECIFICATIONS FOR ROAD AND BRIDGE CONSTRUCTION.

2. WATER MAINS AND SERVICE LINES SHALL BE SEPARATED FROM SEPTIC TANKS, DISPOSAL FIELDS AND SEEPAGE BEDS BY A MINIMUM OF 25 FEET.

3. THE LOCATIONS OF THE EXISTING UNDERGROUND UTILITIES WERE OBTAINED FROM THE CITY OF DECATUR RECORDS. IT SHALL BE THE RESPONSIBILITY OF THE CONTRACTOR TO VERIFY ALL UNDERGROUND UTILITY LOCATIONS.

4. BEFORE STARTING ANY CONSTRUCTION ACTIVITIES, THE CONTRACTOR SHALL CALL J.U.L.I.E. AT 811 TO LOCATE THE UTILITIES.

5. MINIMUM DEPTH OF THE WATER MAIN SHALL BE 42" TO THE TOP OF THE PIPE. SEE PLANS FOR DETAILS.

6. ALL WATER MAIN SHALL BE POLY WRAPPED DUCTILE IRON PIPE CONFORMING TO AWWA C151, THICKNESS CLASS 52, TAR COATED AND CEMENT LINED WITH PUSH-ON JOINTS CONFORMING TO AWWA C111 AND C600.

7. ALL PLUGS, CAPS, TEES, BENDS AND FITTINGS DEFLECTING 11.5 DEGREES OR MORE SHALL BE THRUST PROTECTED OR HAVE RESTRAINED JOINTS FOR 50 FEET OF PIPE IN ALL DIRECTIONS FROM THE FITTINGS TO PREVENT MOVEMENT OF LINES UNDER PRESSURE. PORTLAND CEMENT CONCRETE BLOCKING SHALL BE A MINIMUM OF 12" THICK AND BE PLACED BETWEEN SOLID, UNDISTURBED GROUND AND THE FITTINGS. THE PIPE AND FITTING JOINTS SHALL REMAIN ACCESSIBLE FOR REPAIRS.

8. ALL CONSTRUCTION, PRESSURE TESTS, LEAKAGE TESTS AND BACTERIOLOGICAL TESTING SHALL CONFORM TO THE "STANDARD SPECIFICATION FOR SEWER AND WATER MAIN CONSTRUCTION IN ILLINOIS", FIFTH EDITION, JULY 2009. THE TESTING OF THE WATER MAIN SHALL BE OBSERVED BY THE ENGINEER.

9. TRENCH BACKFILL CONFORMING TO SECTION 208 AND ARTICLE 1004.05 OF THE ILLINOIS DEPARTMENT OF TRANSPORTATION "STANDARD SPECIFICATIONS FOR ROAD AND BRIDGE CONSTRUCTION" ADOPTED JANUARY 1, 2007 SHALL BE USED IN ALL TRENCHES UNDER ALL ROADWAY SURFACES AND DRIVEWAYS AND WITHIN 2 FEET OF THE EDGE OF ANY ROADWAY SURFACES OR DRIVEWAYS.

LEGEND

- RIGHT OF WAY LINE (ROW)
- EXISTING BURIED GAS MAIN
- EXSTING SANITARY SEWER
- EXSTING STORM SEWER
- EXISTING WATER MAIN
- EXISTING CULVERT
- EXISTING MANHOLE
- EXISTING FIRE HYDRANT
- EXISTING WATER VALVE
- NEW WATER MAIN
- NEW FIRE HYDRANT
- NEW WATER VALVE
- TRENCH BACKFILL WITH CLASS D PATCH
- TRENCH BACKFILL WITH CLASS B PATCH
- EXISTING SANITARY SEWER SERVICE LOCATION
- EXISTING CURB BOX LOCATION

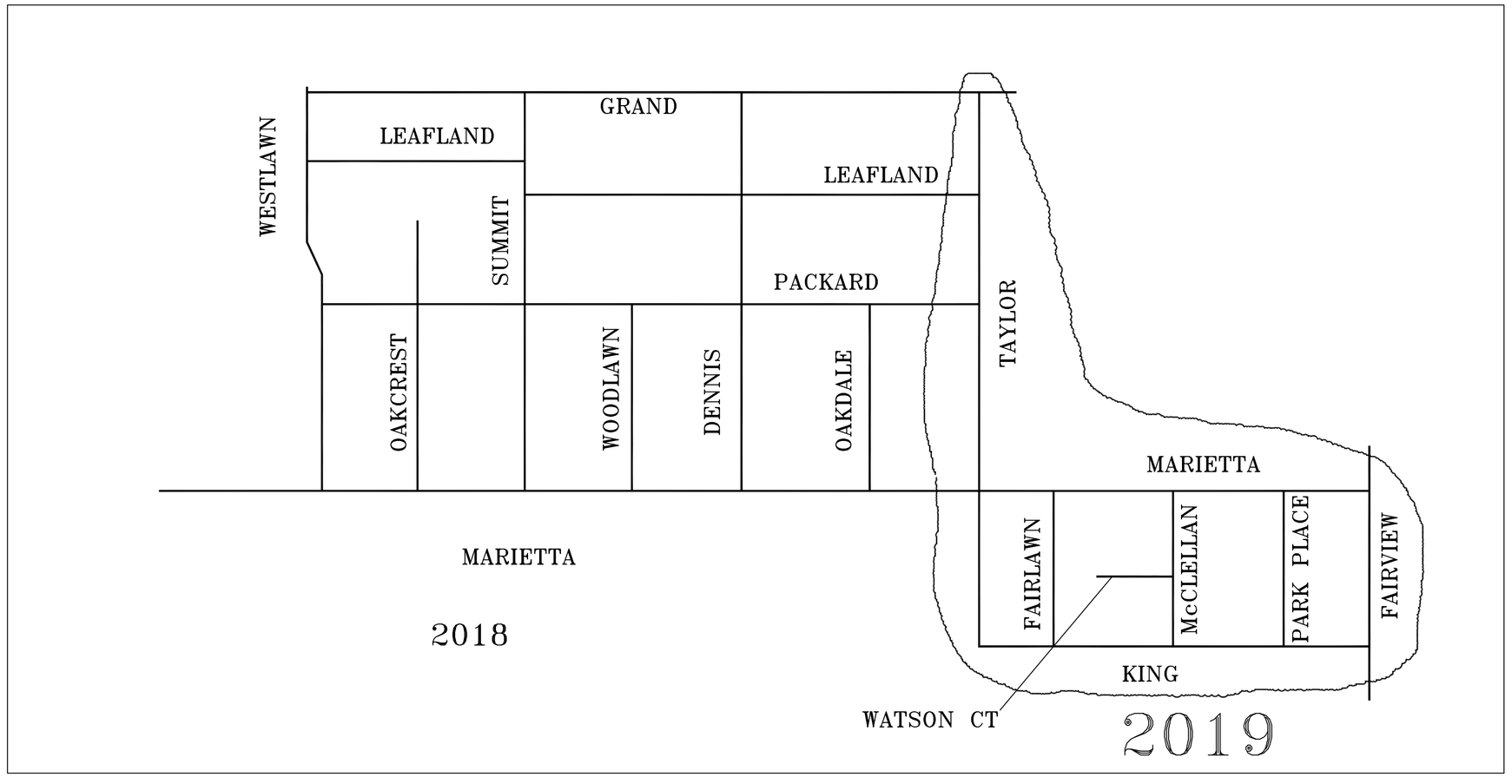

PROJECT LOCATION

SCHEDULE OF QUANTITIES

FAIRLAWN NEIGHBORHOOD 2019

Pay Item	Quantity	Unit
6 INCH POLYWRAPPED D.I.P. WATER MAIN	260	Feet
8 INCH POLYWRAPPED D.I.P. WATER MAIN	4,900	Feet
12 INCH POLYWRAPPED D.I.P. WATER MAIN	2,690	Feet
16 INCH X 12 INCH TAPPING SLEEVE AND VALVE, MJ, W/VALVE BOX	1	Ea
12 INCH X 12 INCH TAPPING SLEEVE AND VALVE, MJ, W/VALVE BOX	1	Ea
12 INCH VALVE, MJ WITH VALVE BOX	3	Ea
12 INCH X 12 INCH TEE, MJ	1	Ea
12 INCH X 8 INCH TEE, MJ	7	Ea
12 INCH X 8 INCH REDUCER, MJ	1	Ea
12 INCH X 6 INCH TEE, MJ	5	Ea
12 INCH GRIP RING ACCESSORY KITS	40	Ea
12 INCH FIELDLOCK GASKETS	42	Ea
12 INCH SLEEVES, MJ	2	Ea
8 INCH VALVE, MJ WITH VALVE BOX	19	Ea
8 INCH 45 DEGREE BENDS, MJ	10	Ea
8 INCH X 8 INCH TEE, MJ	6	Ea
8 INCH GRIP RING ACCESSORY KITS	90	Ea
8 INCH FIELDLOCK GASKETS	90	Ea
8 INCH SLEEVES, MJ	11	Ea
8 INCH X 6 INCH REDUCER, MJ	2	Ea
8 INCH X 6 INCH TEE, MJ	8	Ea
8 INCH CAP/PLUG, MJ	5	Ea
6 INCH VALVE, MJ WITH VALVE BOX	14	Ea
6 INCH 45 DEGREE BENDS, MJ	2	Ea
6 INCH GRIP RING ACCESSORY KITS	62	Ea
6 INCH SLEEVE, MJ	2	Ea
6 INCH ANCHOR COUPLING	12	Ea
6 INCH OFFSET NIPPLE	12	Ea
FIRE HYDRANT, 4.5' BURY	9	Ea
FIRE HYDRANT, 5.5' BURY	4	Ea
1 INCH X 20 FT WATER SERVICE (SHORT) W/CORP & CURB STOP, TYPE II	67	Ea
1 INCH X 50 FT WATER SERVICE (LONG) W/CORP & CURB STOP, BORED. TYPE II	66	Ea
1 INCH X 100 FT WATER SERVICE (EXTRA LONG) W/CORP & CURB STOP, BORED.	5	Ea
REMOVE FIRE HYDRANT AND ABANDON EXISTING VALVE	8	Ea
ABANDON EXISTING VALVE (REMOVE VALVE BOX)	22	Ea
CUT AND PLUG EXISTING VALVE	1	Ea
CUT AND CAP EXISTING MAIN	4	Ea
TRENCH BACKFILL	10,000	Tons
PAVEMENT SAW CUTS	16,400	Feet
5 INCH SIDEWALK REMOVAL	2,000	Sq Ft
5 INCH PORTLAND CEMENT CONCRETE SIDEWALK REPLACEMENT	2,000	Sq Ft
TEMPORARY PATCHES, 3 INCH	2,790	Sq Yds
CLASS D PATCHES, 5 INCH PAVEMENT	1,260	Sq Yds
CLASS B PATCHES, 8 INCH PAVEMENT	1,750	Sq Yds
CLASS D PATCHES, 3 INCH DRIVEWAYS	300	Sq Yds
AGGREGATE DRIVEWAY REPLACEMENT, 8 INCH	800	Tons
TEMPORARY EROSION CONTROL, SEEDING	100	LB
TEMPORARY EROSION CONTROL, PERIMETER BARRIER	100	Feet
GRADING & SHAPING DITCHES	670	Feet
SEEDING, CLASS 1 (LAWN MIXTURE) (100 lb/Acre)	70	LB
PHOSPHORUS FERTILIZER NUTRIENT (90 lb/Acre)	74	LB
POTASSIUM FERTILIZER NUTRIENT (90 lb/Acre)	74	LB
NITROGEN FERTILIZER NUTRIENT (90 lb/Acre)	74	LB
MULCH, METHOD 2 (2 Tons/acre)	2	Tons
EXPLORATION EXCAVATIONS	36	Ea
12 INCH CASINGS	180	Ft
16 INCH CASINGS	100	Ft
TRAFFIC CONTROL	1	Lump Sum
MOBILIZATION	1	Lump Sum
ALTERATIONS, CANCELLATIONS, EXTENSIONS, DEDUCTIONS AND EXTRA WORK	1	Lump Sum

CITY PROJECT 2019-10 WATER MAIN REPLACEMENT
NOTES, LEGEND AND SCHEDULE OF QUANTITIES

CITY OF DECATUR
PUBLIC WORKS DEPARTMENT

DATE: JANUARY, 2019 | SCALE: NONE

17 SHEETS
SHEET
2

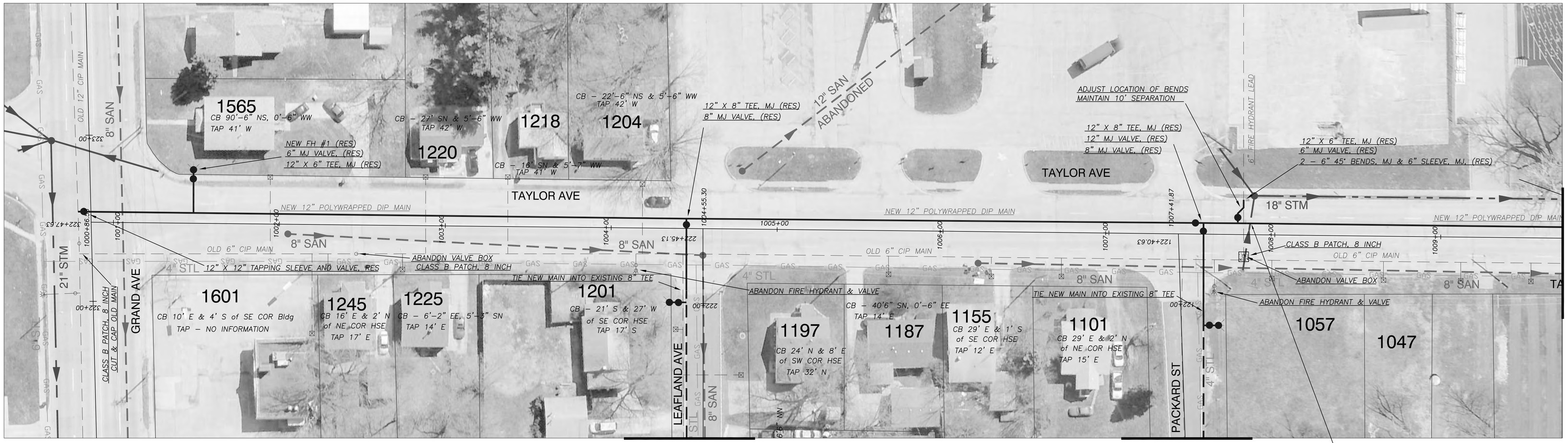

PLAN

SCALE: 0' 15' 30'

SEE PAGE 4 FOR CLEARANCE

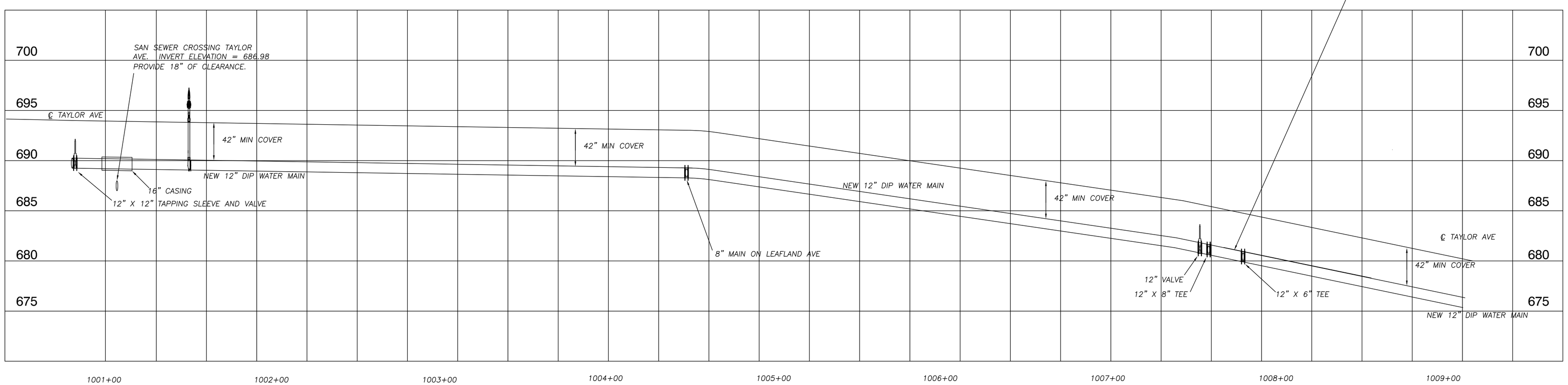

NOTE: CONCRETE PAVEMENT REPAIR NOT SHOWN FOR CLARITY. 8" CLASS B PATCH, WITH DOWELS. BACKFILL EXCAVATION ACCORDING TO STANDARDS 1050 & 2050 AND APPLY TEMPORARY PATCH.

PROFILE

HORIZ. SCALE: 0' 15' 30'

VERT. SCALE: 0' 1' 2' 5'

CP 2019-10 WATERMAIN REPLACEMENT - TAYLOR AVE

CITY OF DECATUR
PUBLIC WORKS DEPARTMENT

DATE: JANUARY, 2019 | SCALE: AS NOTED

17 SHEETS
SHEET
3

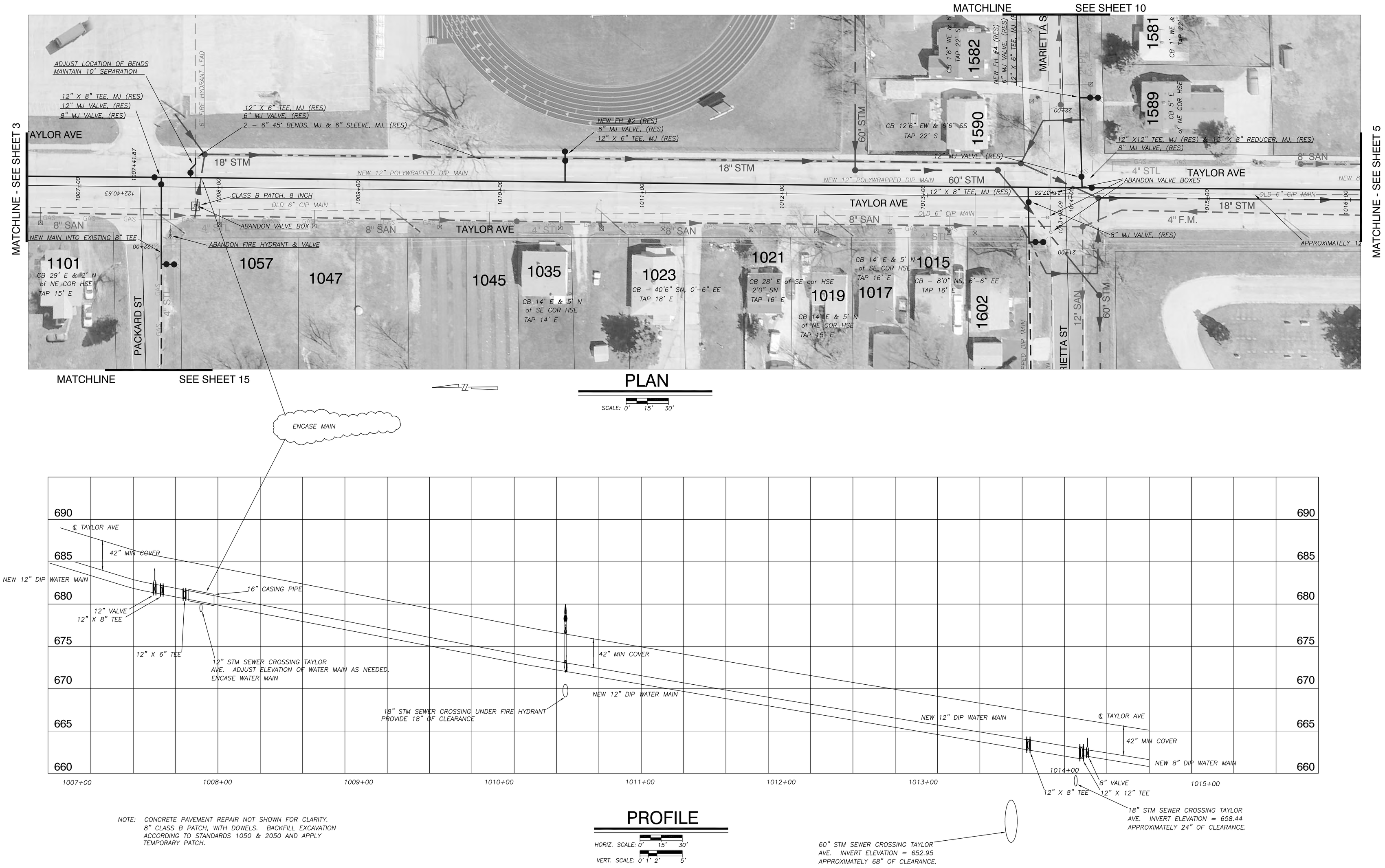

NOTE: CONCRETE PAVEMENT REPAIR NOT SHOWN FOR CLARITY. 8" CLASS B PATCH, WITH DOWELS. BACKFILL EXCAVATION ACCORDING TO STANDARDS 1050 & 2050 AND APPLY TEMPORARY PATCH.

CP 2019-10 WATERMAIN REPLACEMENT - TAYLOR AVE

CITY OF DECATUR
PUBLIC WORKS DEPARTMENT

DATE: JANUARY, 2019 | SCALE: AS NOTED

17 SHEETS
SHEET 4

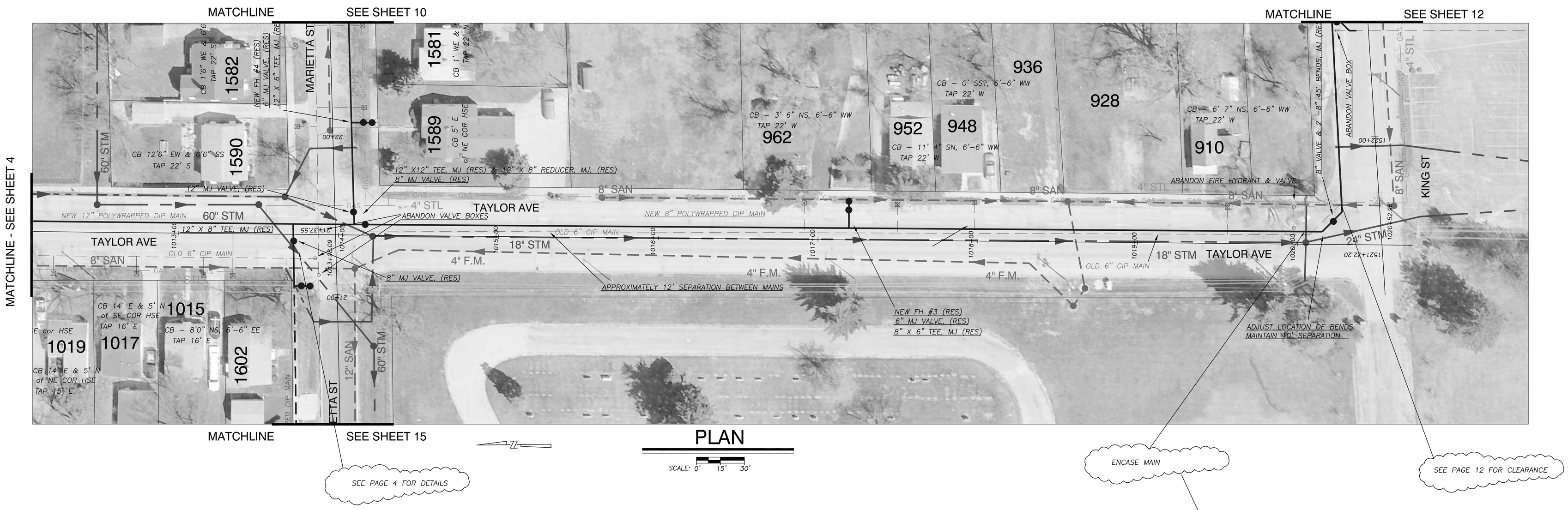

PLAN

SCALE: 0' 15' 30'

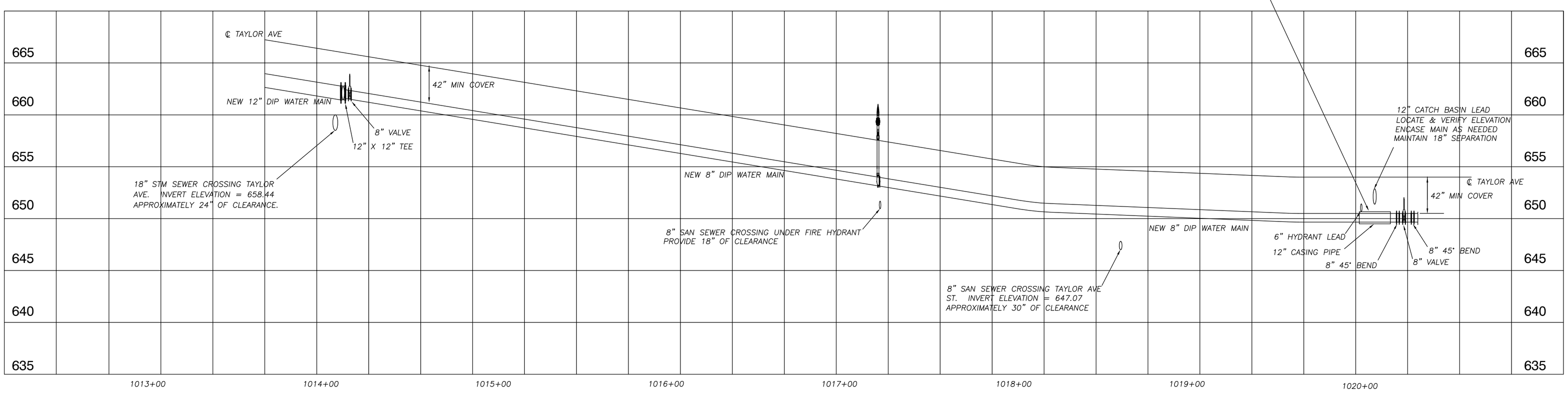

NOTE: CONCRETE PAVEMENT REPAIR NOT SHOWN FOR CLARITY. 8" CLASS B PATCH, WITH DOWELS. BACKFILL EXCAVATION ACCORDING TO STANDARDS 1050 & 2050 AND APPLY TEMPORARY PATCH.

PROFILE

HORIZ. SCALE: 0' 15' 30'

VERT. SCALE: 0' 1' 2' 5'

CP 2019-10 WATERMAIN REPLACEMENT - TAYLOR AVE

CITY OF DECATUR
PUBLIC WORKS DEPARTMENT

DATE: JANUARY, 2019 | SCALE: AS NOTED

17 SHEETS
SHEET
5

PLAN

SCALE: 0' 15' 30'

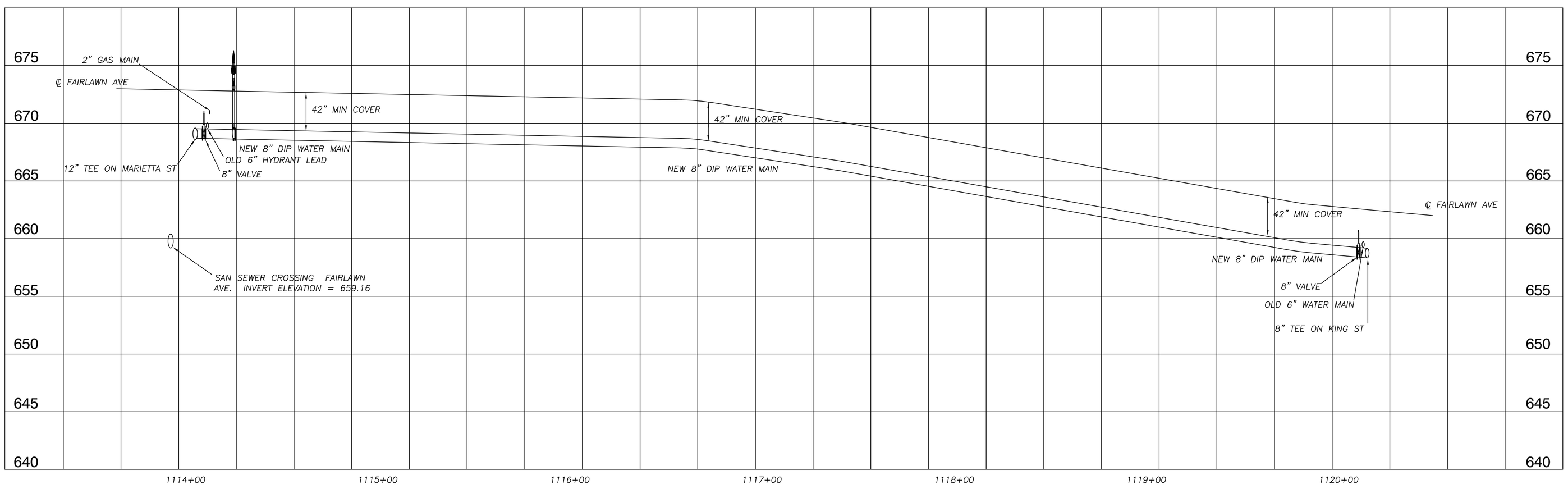

NOTE: ASPHALT PAVEMENT REPAIR NOT SHOWN FOR CLARITY.
5" CLASS D PATCH. BACKFILL EXCAVATION
ACCORDING TO STANDARDS 1050 & 2050 AND APPLY
TEMPORARY PATCH, AS NEEDED.

PROFILE

HORIZ. SCALE: 0' 15' 30'

VERT. SCALE: 0' 1' 2' 5'

CP 2019-10 WATERMAIN REPLACEMENT - FAIRLAWN AVE

CITY OF DECATUR
PUBLIC WORKS DEPARTMENT

DATE: NOVEMBER, 2018 SCALE: AS NOTED

17 SHEETS
SHEET
6

PLAN

SCALE: 0' 15' 30'

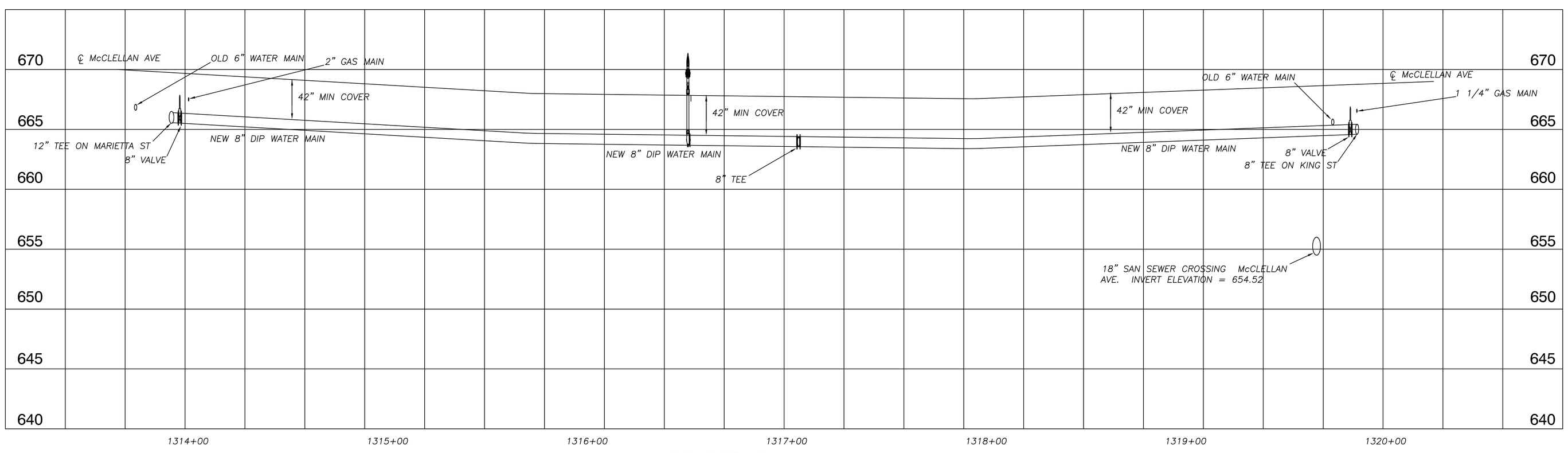

NOTE: ASPHALT PAVEMENT REPAIR NOT SHOWN FOR CLARITY. 5" CLASS D PATCH. BACKFILL EXCAVATION ACCORDING TO STANDARDS 1050 & 2050 AND APPLY TEMPORARY PATCH, AS NEEDED.

PROFILE

HORIZ. SCALE: 0' 15' 30'

VERT. SCALE: 0' 1' 2' 5'

CP 2019-10 WATERMAIN REPLACEMENT - McCLELLAN AVE

CITY OF DECATUR
PUBLIC WORKS DEPARTMENT

DATE: JANUARY, 2019 | SCALE: AS NOTED

17 SHEETS
SHEET 7

PLAN

SCALE: 0' 15' 30'

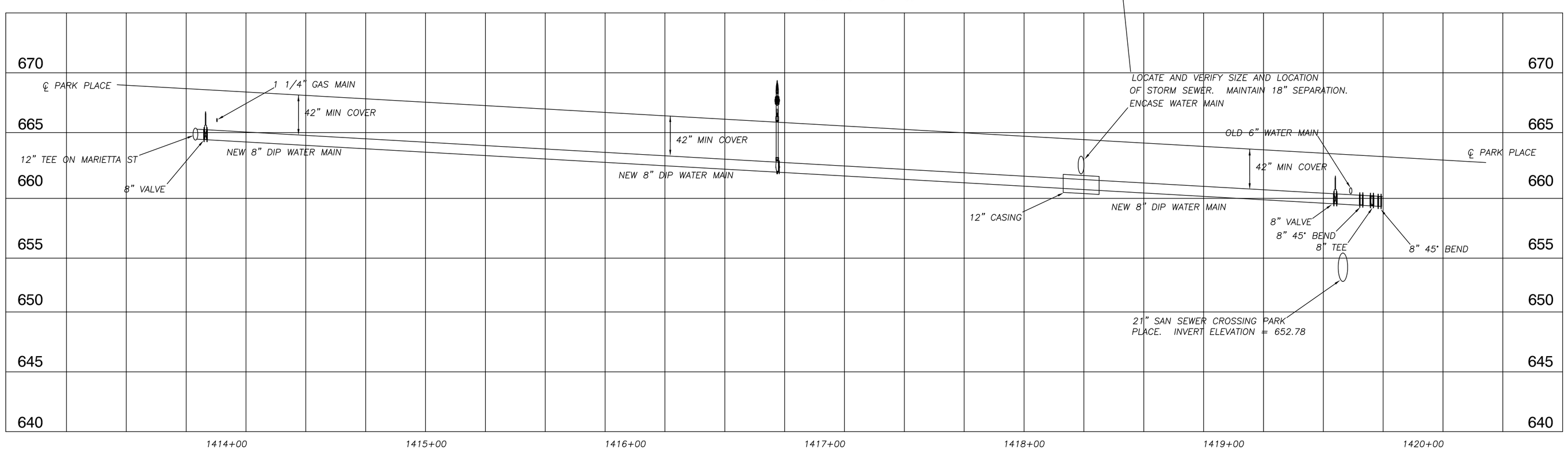

PROFILE

HORIZ. SCALE: 0' 15' 30'

VERT. SCALE: 0' 1' 2' 5'

NOTE: ASPHALT PAVEMENT REPAIR NOT SHOWN FOR CLARITY.
5" CLASS D PATCH. BACKFILL EXCAVATION
ACCORDING TO STANDARDS 1050 & 2050 AND APPLY
TEMPORARY PATCH, AS NEEDED.

CP 2019-10 WATERMAIN REPLACEMENT - PARK PLACE

CITY OF DECATUR
PUBLIC WORKS DEPARTMENT

DATE: JANUARY, 2019 | SCALE: AS NOTED

17 SHEETS
SHEET
8



LOCATE AND VERIFY SIZE AND LOCATION OF STORM SEWER. MAINTAIN 18" SEPARATION. ENCASE WATER MAIN

PLAN

SCALE: 0' 15' 30'

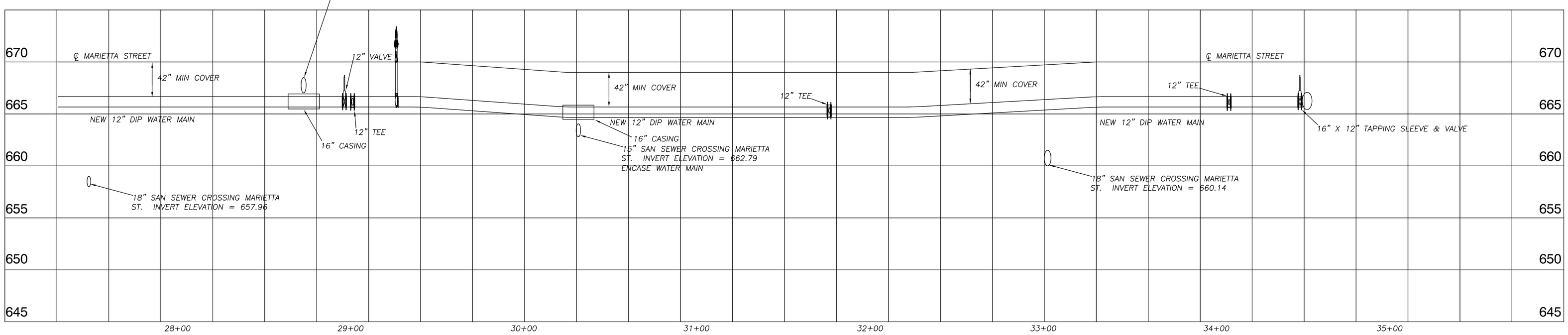

NOTE: ASPHALT PAVEMENT REPAIR NOT SHOWN FOR CLARITY. 5" CLASS D PATCH. BACKFILL EXCAVATION ACCORDING TO STANDARDS 1050 & 2050 AND APPLY TEMPORARY PATCH, AS NEEDED.

PROFILE

HORIZ. SCALE: 0' 15' 30'

VERT. SCALE: 0' 1' 2' 5'

CP 2019-10 WATERMAIN REPLACEMENT - MARIETTA ST

CITY OF DECATUR
PUBLIC WORKS DEPARTMENT

DATE: JANUARY, 2019 | SCALE: AS NOTED

17 SHEETS
SHEET
9

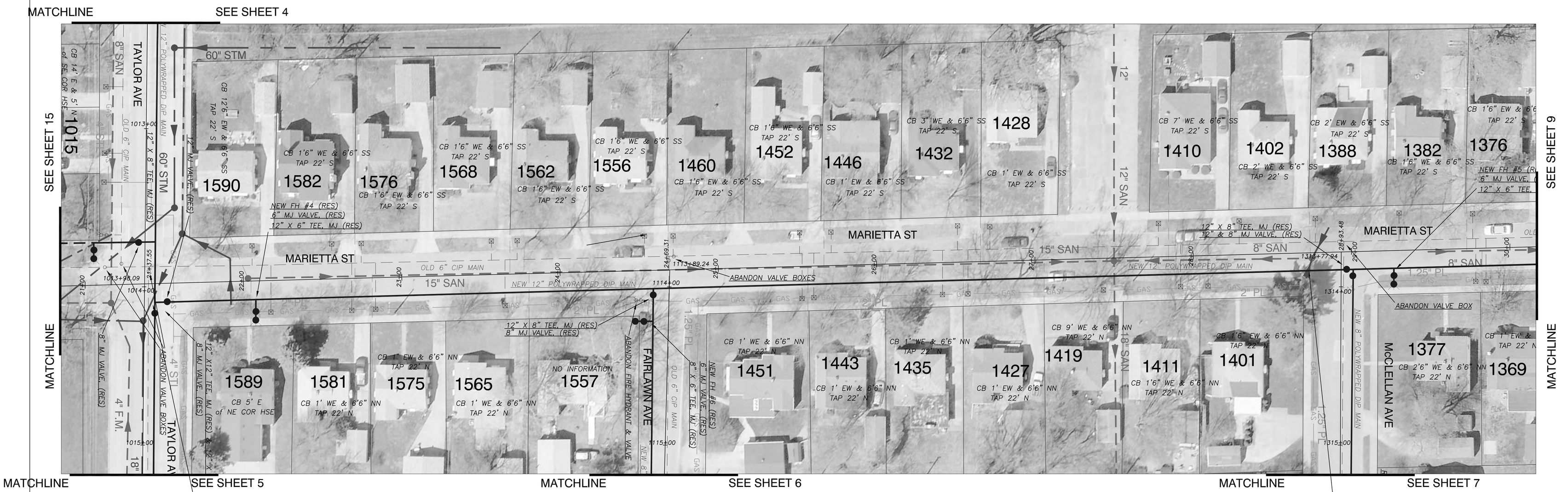

PLAN

SCALE: 0' 15' 30'

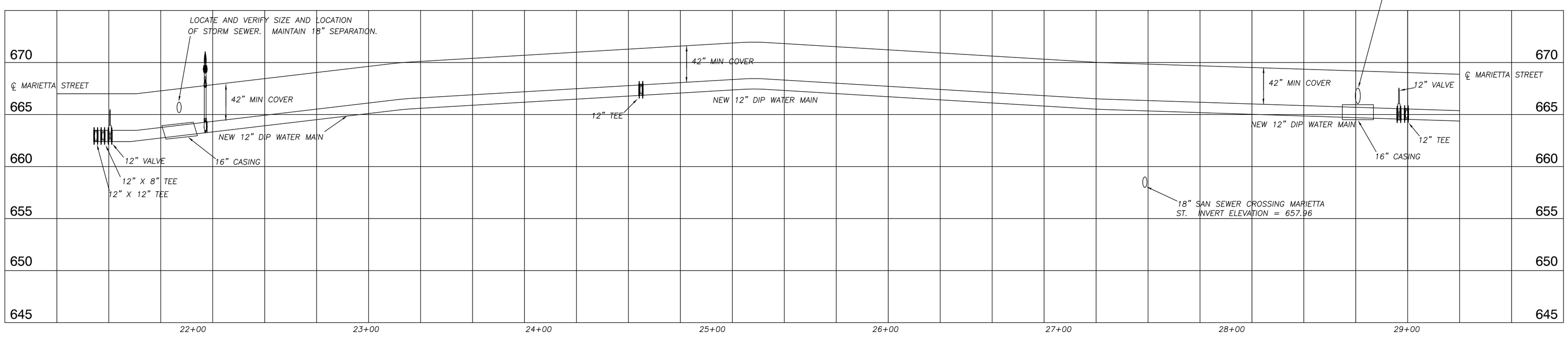

NOTE: ASPHALT PAVEMENT REPAIR NOT SHOWN FOR CLARITY. 5" CLASS D PATCH. BACKFILL EXCAVATION ACCORDING TO STANDARDS 1050 & 2050 AND APPLY TEMPORARY PATCH, AS NEEDED.

PROFILE

HORIZ. SCALE: 0' 15' 30'

VERT. SCALE: 0' 1' 2' 5'

CP 2019-10 WATERMAIN REPLACEMENT - MARIETTA ST

CITY OF DECATUR
PUBLIC WORKS DEPARTMENT

DATE: JANUARY, 2019 | SCALE: AS NOTED

17 SHEETS
SHEET 10

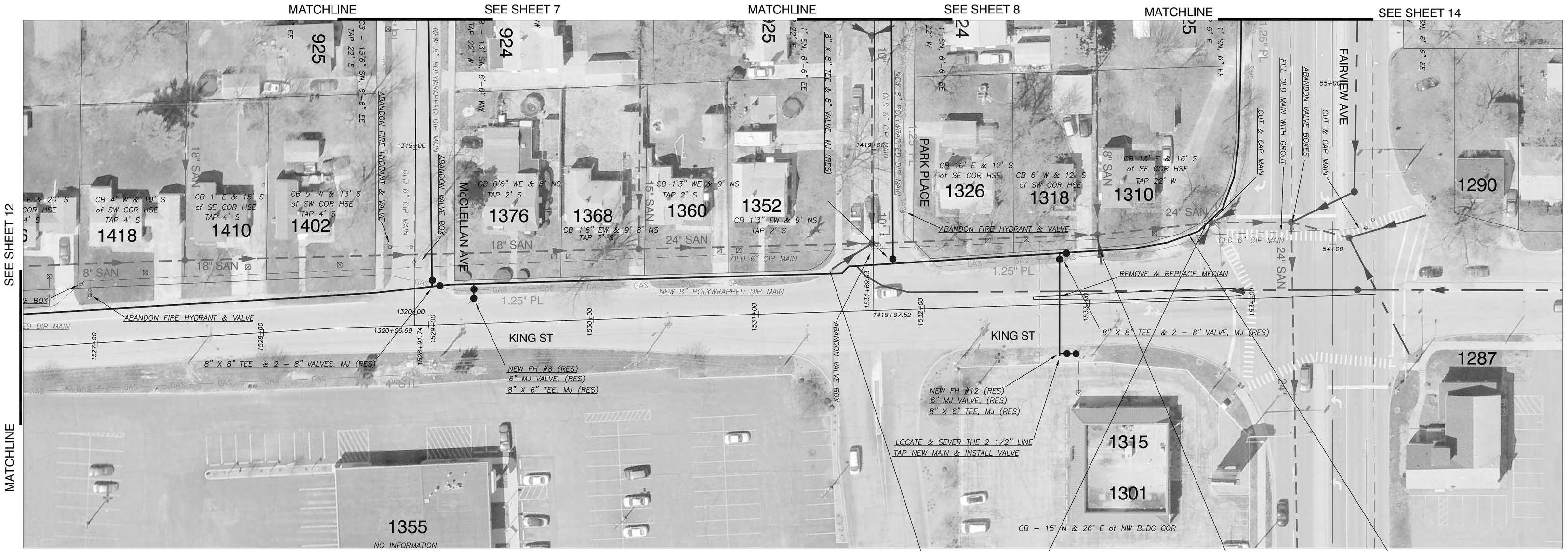

PLAN

SCALE: 0' 15' 30'

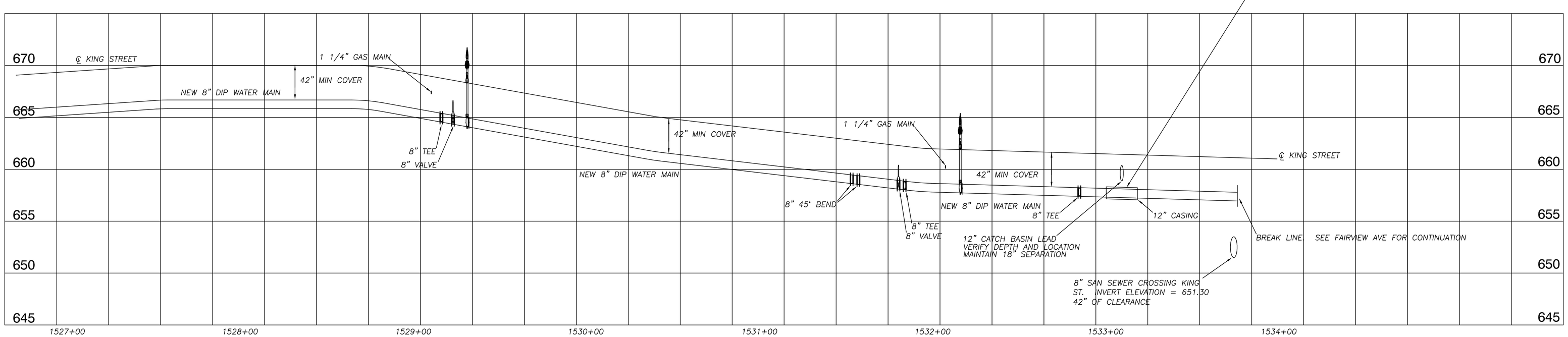

PROFILE

HORIZ. SCALE: 0' 15' 30'

VERT. SCALE: 0' 1' 2' 5'

NOTE: CONCRETE SIDEWALK REPLACEMENT NOT SHOWN FOR CLARITY. 5" CLASS B PATCH. BACKFILL EXCAVATION ACCORDING TO TO STANDARDS 1050 & 2050.

CP 2019-10 WATERMAIN REPLACEMENT - KING ST

CITY OF DECATUR
PUBLIC WORKS DEPARTMENT

DATE: JANUARY, 2019 | SCALE: AS NOTED

17 SHEETS
SHEET
11



PLAN

SCALE: 0' 15' 30'

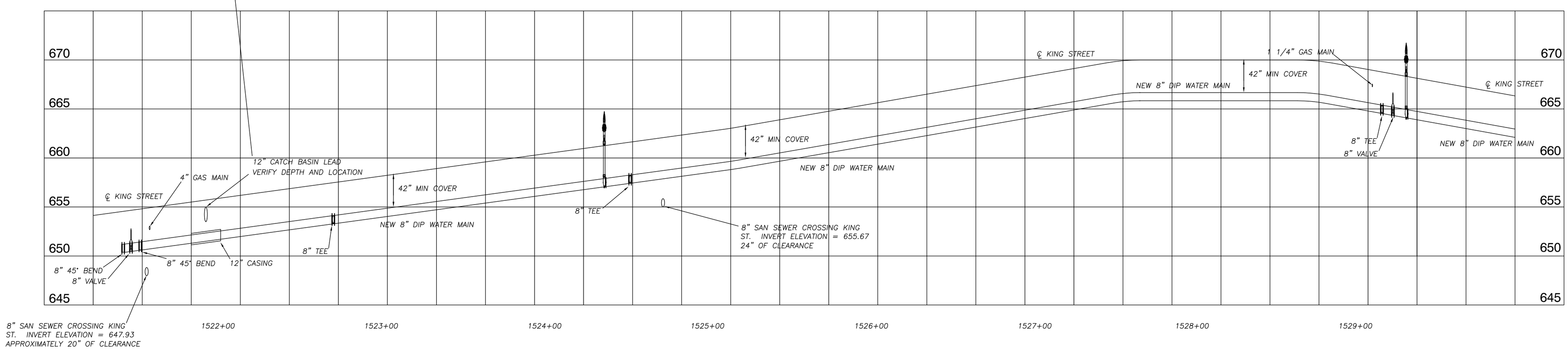

PROFILE

HORIZ. SCALE: 0' 15' 30'

VERT. SCALE: 0' 1' 2' 5'

NOTE: CONCRETE SIDEWALK REPLACEMENT NOT SHOWN FOR CLARITY. 5" CLASS B PATCH. BACKFILL EXCAVATION ACCORDING TO TO STANDARDS 1050 & 2050.

CP 2019-10 WATERMAIN REPLACEMENT - KING ST

CITY OF DECATUR
PUBLIC WORKS DEPARTMENT

DATE: JANUARY, 2019 SCALE: AS NOTED

17 SHEETS
SHEET 12

MATCHLINE - SEE SHEET 7

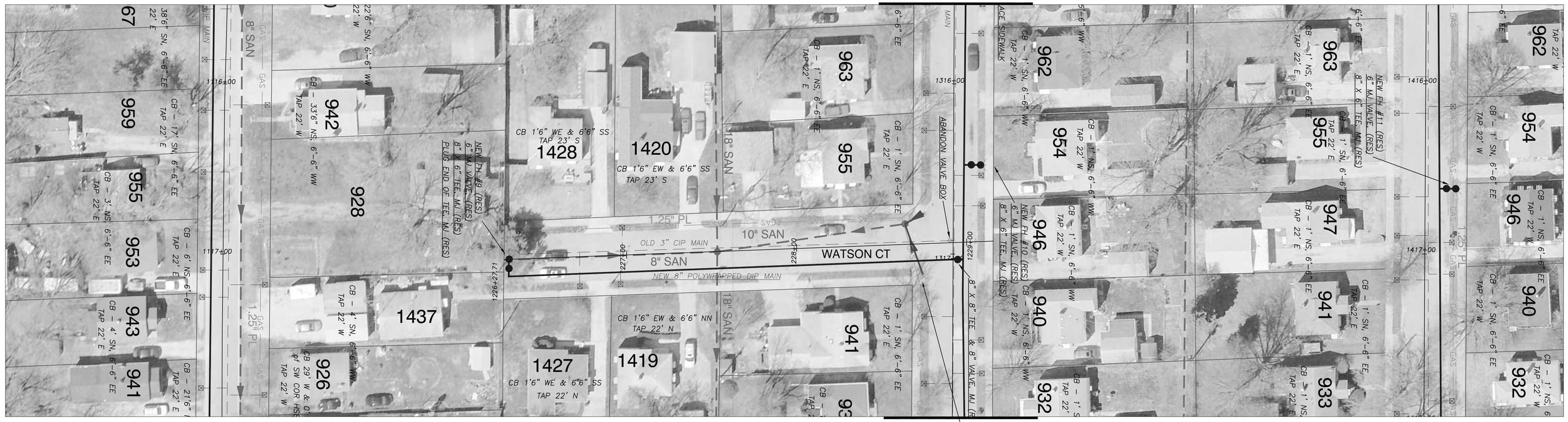

MATCHLINE - SEE SHEET 7

PLAN

SCALE: 0' 15' 30'

ENCASE MAIN

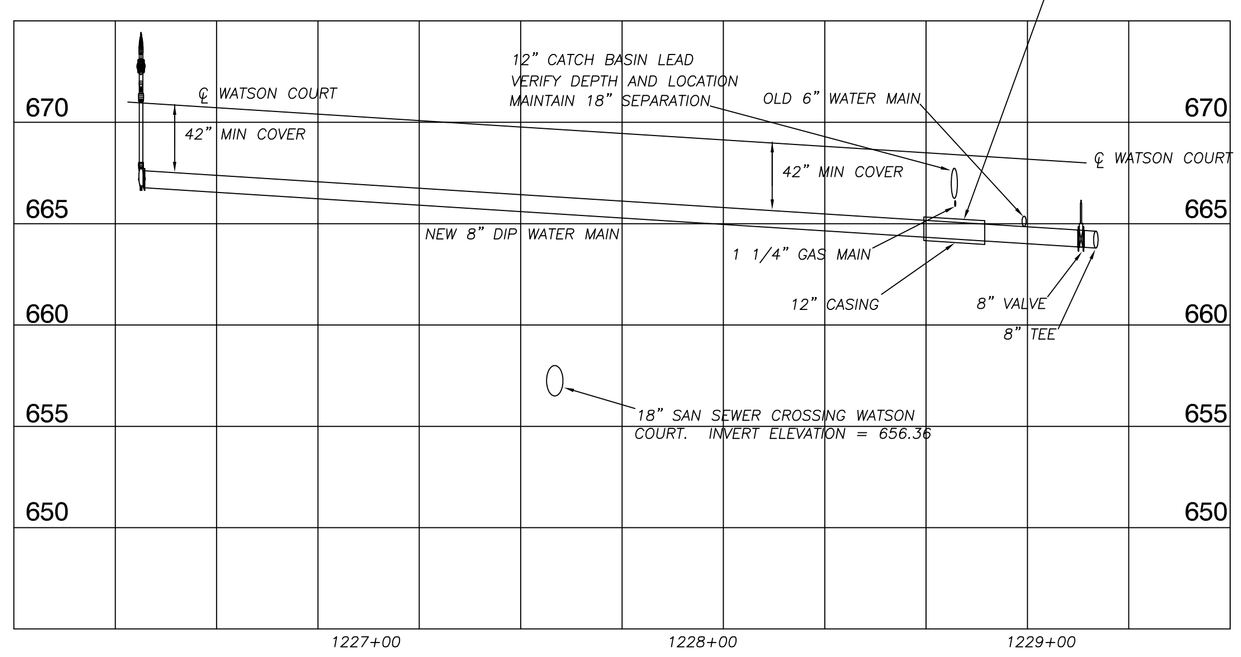

PROFILE

HORIZ. SCALE: 0' 15' 30'

VERT. SCALE: 0' 1' 2' 5'

NOTE: ASPHALT PAVEMENT REPAIR NOT SHOWN FOR CLARITY. 5" CLASS D PATCH. BACKFILL EXCAVATION ACCORDING TO STANDARDS 1050 & 2050 AND APPLY TEMPORARY PATCH, AS NEEDED.

CP 2019-10 WATERMAIN REPLACEMENT - WATSON COURT

CITY OF DECATUR
PUBLIC WORKS DEPARTMENT

DATE: JANUARY, 2019 | SCALE: AS NOTED

17 SHEETS
SHEET
13

PLAN

SCALE: 0' 15' 30'

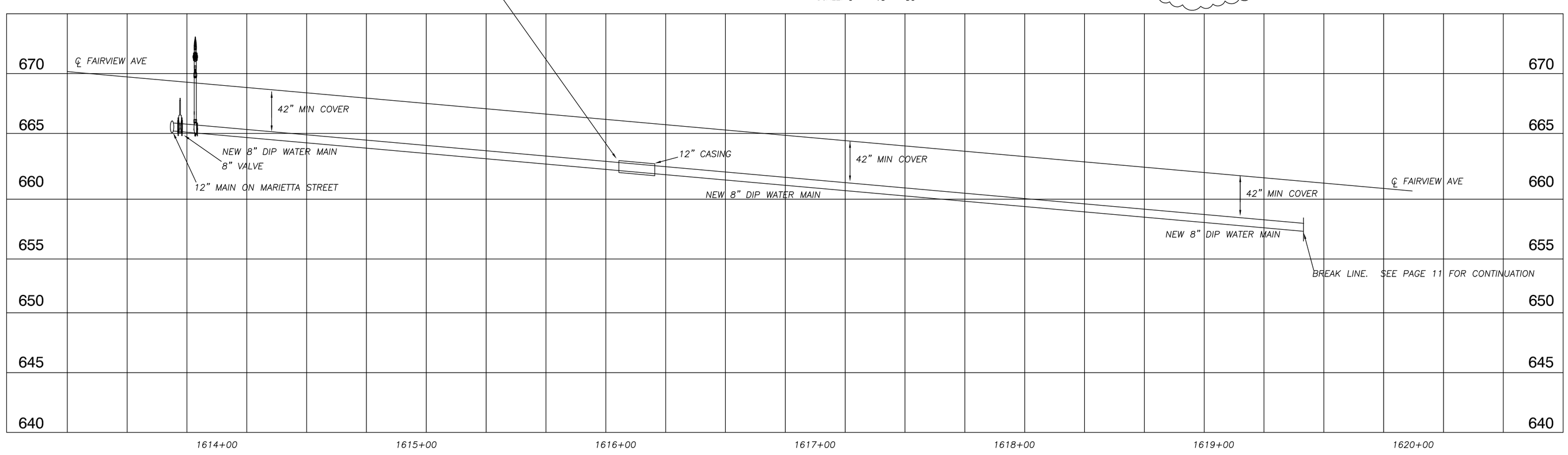

PROFILE

HORIZ. SCALE: 0' 15' 30'

VERT. SCALE: 0' 1' 2' 5'

NOTE: CONCRETE SIDEWALK REPLACEMENT NOT SHOWN FOR CLARITY. 5" CLASS B PATCH. BACKFILL EXCAVATION ACCORDING TO TO STANDARDS 1050 & 2050.

CP 2019-10 WATERMAIN REPLACEMENT - FAIRVIEW AVE

CITY OF DECATUR
PUBLIC WORKS DEPARTMENT

DATE: JANUARY, 2019 | SCALE: AS NOTED

17 SHEETS
SHEET 14

A

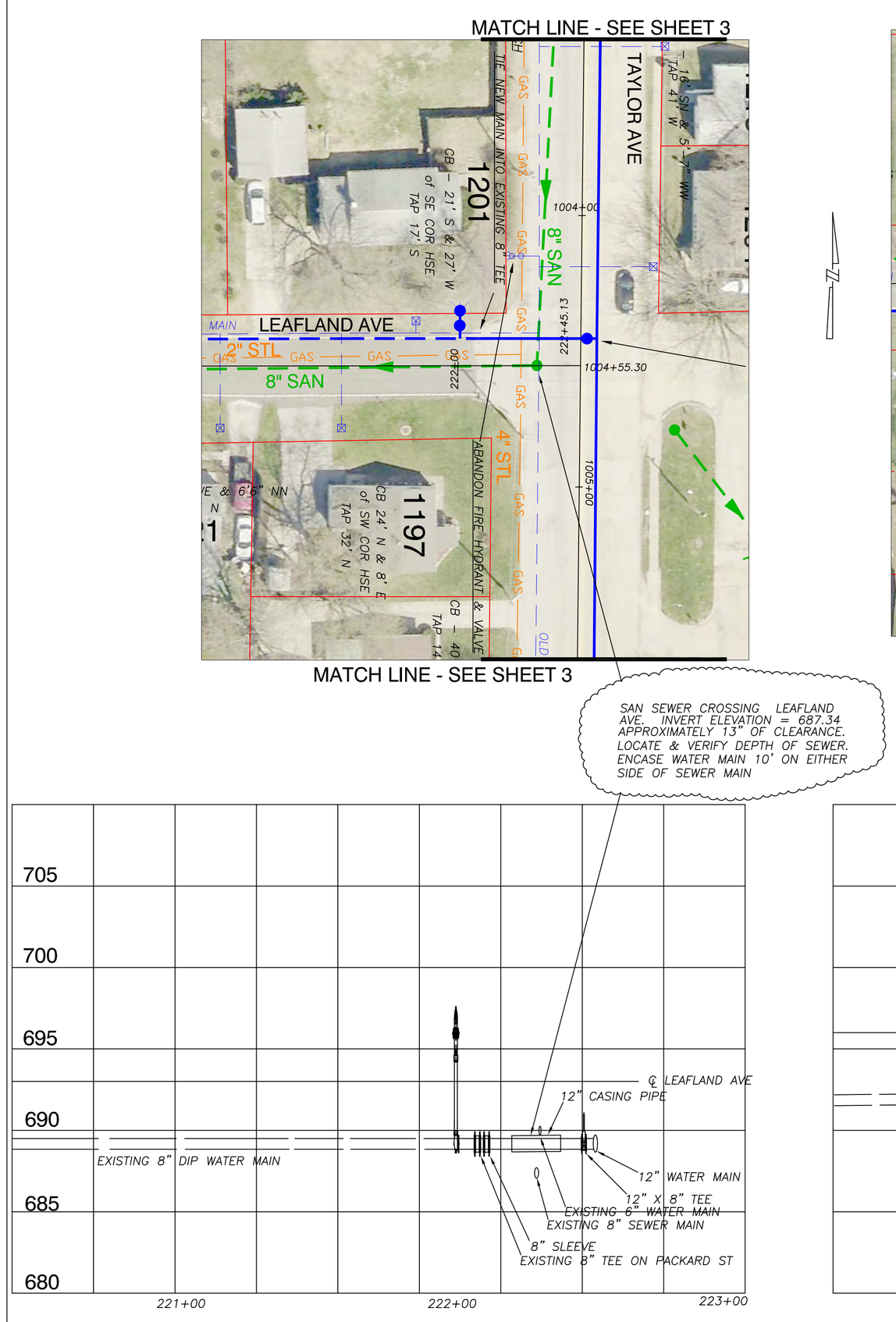

B

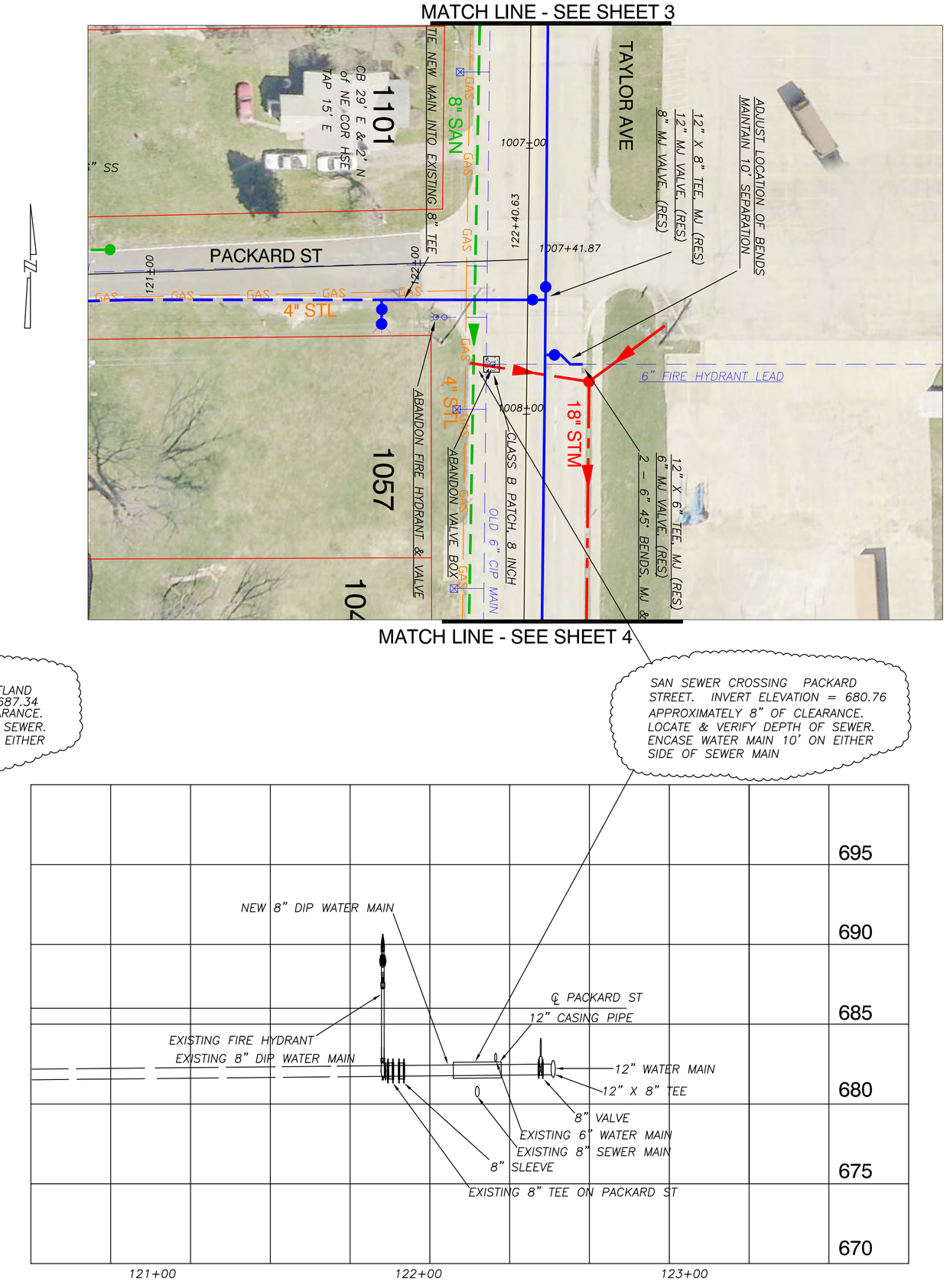

C

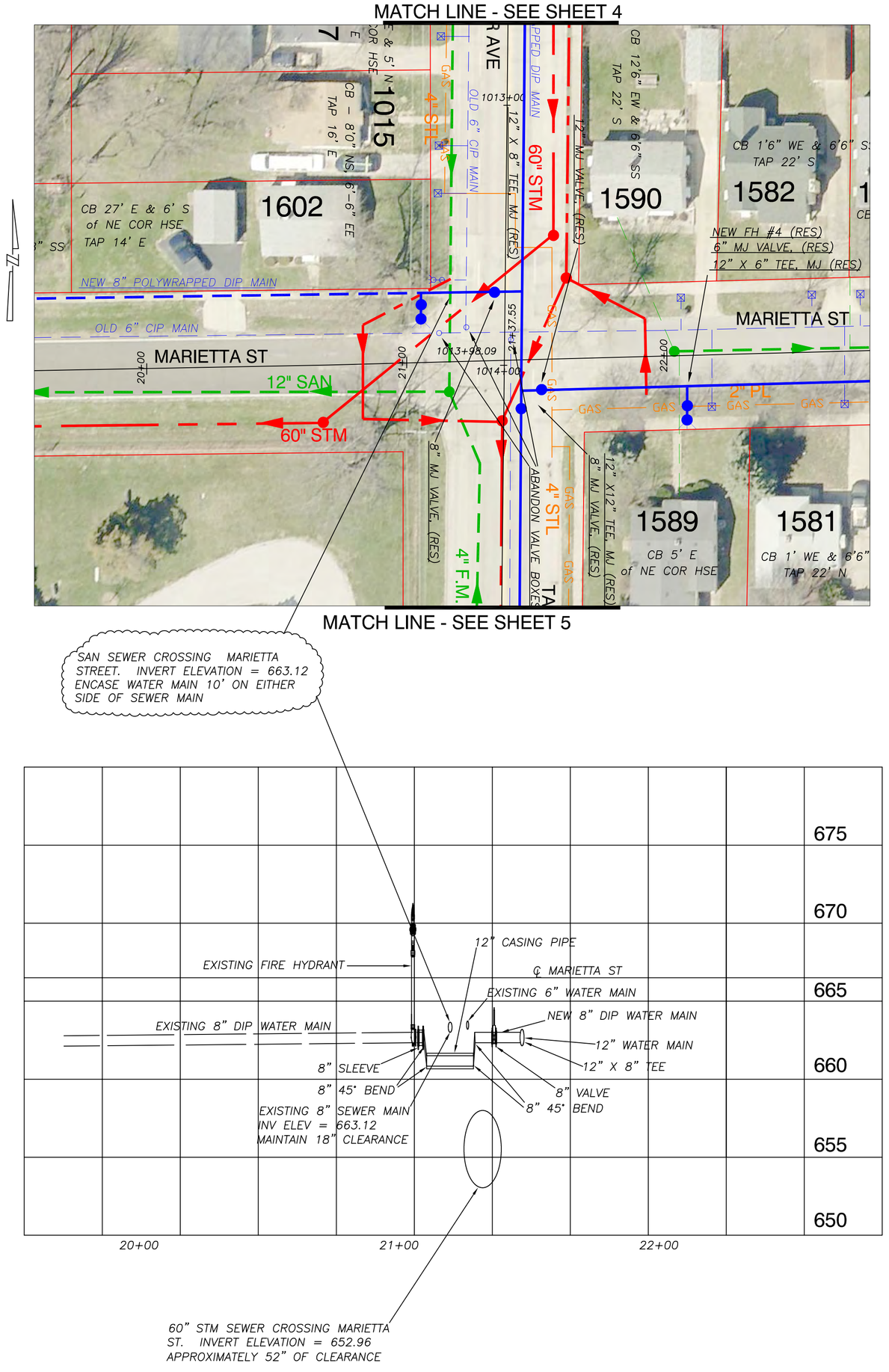

A - CP 2019-10 WATERMAIN REPLACEMENT - LEAFLAND AVE

B - CP 2019-10 WATERMAIN REPLACEMENT - PACKARD ST

C - CP 2019-10 WATERMAIN REPLACEMENT - MARIETTA ST

CITY OF DECATUR
PUBLIC WORKS DEPARTMENT

DATE: JANUARY, 2019 | SCALE: AS NOTED

17 SHEETS
SHEET 15

STANDARD DESIGN
TYPICAL FIRE HYDRANT SETTING

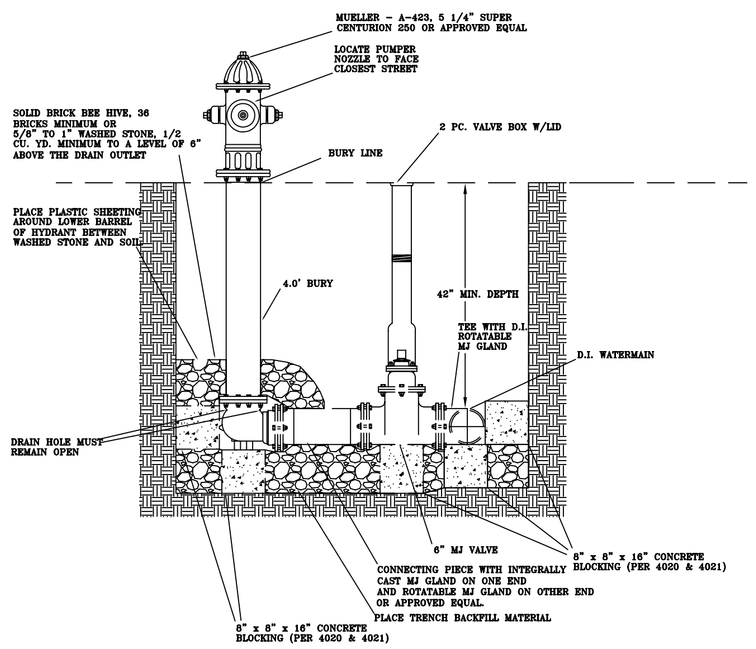

CITY OF DECATUR, ILLINOIS WATER MANAGEMENT DEPARTMENT	ISSUED: 1/1/03 REVISIONS BY DATE
ADOPTED JANUARY 1, 2003	F.W.T. 12/15/93
	GHDE 9/15/99
ENGINEERING SERVICES COORDINATOR	R.W.D. 3/6/97
	RNB 12/19/02
	KEZ 1/4/18

STANDARD #4000

K:\Common\DCFW\2019 City Projects\2019-10 Annual Water Main Replacement Project\Plans\2019-10 Water Main - Ver 2.0.dwg\Fri, 11 Jan 2019 - 1:40pm

STANDARD DESIGN
WATERMAIN VALVES 16" & LARGER

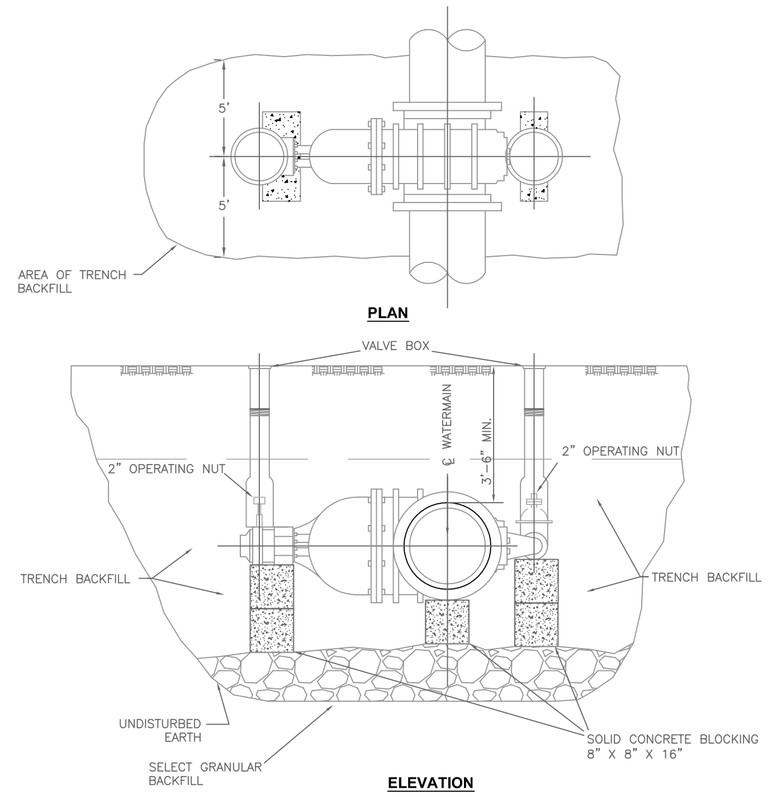

NOTES:

1. FOR SIZES 16" TO 24" GATE VALVE SHALL BE MUELLER A-2361 DUCTILE IRON RESILIENT WEDGE OPEN RIGHT.
2. VALVES SHALL BE COMPLETE WITH MUELLER BEVEL GEARING VALVE OPERATOR.
3. BY-PASS VALVE REQUIRED FOR VALVES 18" AND LARGER.

CITY OF DECATUR, ILLINOIS WATER MANAGEMENT DEPARTMENT	ISSUED: 1/1/03 REVISIONS BY DATE
ADOPTED JANUARY 1, 2003	F.W.T. 12/15/93
	GHDE 9/15/99
DIRECTOR OF PUBLIC WORKS	R.W.D. 3/6/97
	RNB 12/19/02
	KEZ 1/4/18

STANDARD# 4010

K:\Common\DCFW\2019 City Projects\2019-10 Annual Water Main Replacement Project\Plans\2019-10 Water Main - Ver 2.0.dwg\Fri, 11 Jan 2019 - 1:40pm

STANDARD DESIGN
SOLID CONCRETE BLOCKING
WATERMAIN - 4" TO 10"

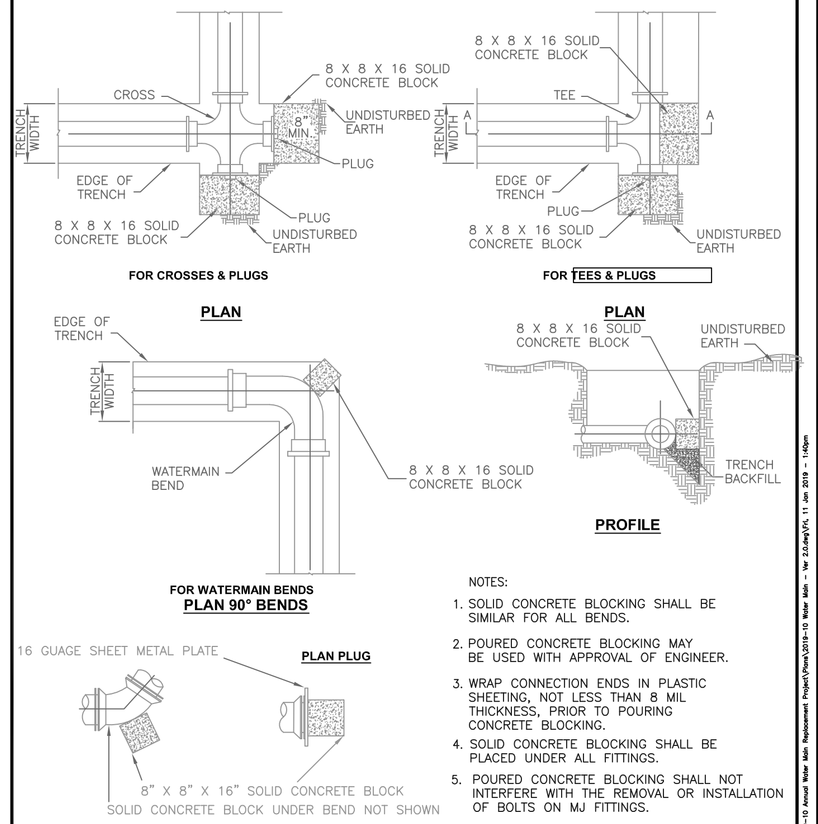

NOTES:

1. SOLID CONCRETE BLOCKING SHALL BE SIMILAR FOR ALL BENDS.
2. POURED CONCRETE BLOCKING MAY BE USED WITH APPROVAL OF ENGINEER.
3. WRAP CONNECTION ENDS IN PLASTIC SHEETING, NOT LESS THAN 8 MIL THICKNESS, PRIOR TO POURING CONCRETE BLOCKING.
4. SOLID CONCRETE BLOCKING SHALL BE PLACED UNDER ALL FITTINGS.
5. POURED CONCRETE BLOCKING SHALL NOT INTERFERE WITH THE REMOVAL OR INSTALLATION OF BOLTS ON MJ FITTINGS.

CITY OF DECATUR, ILLINOIS WATER MANAGEMENT DEPARTMENT	ISSUED: REVISIONS BY DATE
ADOPTED 2003	R.W.D. 3/2/97
	RNB 12/02/2003
DIRECTOR OF PUBLIC WORKS	KEZ 1/4/18

STANDARD #4020

K:\Common\DCFW\2019 City Projects\2019-10 Annual Water Main Replacement Project\Plans\2019-10 Water Main - Ver 2.0.dwg\Fri, 11 Jan 2019 - 1:40pm

STANDARD DESIGN
POURED CONCRETE BLOCKING
WATERMAIN - 12" TO 42"

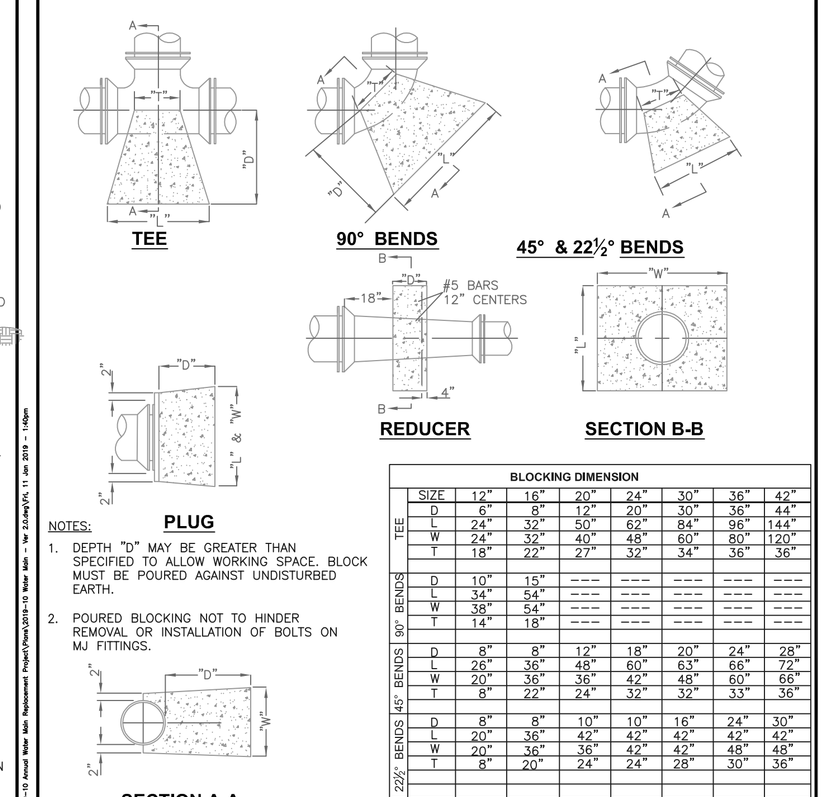

NOTES:

1. DEPTH "D" MAY BE GREATER THAN SPECIFIED TO ALLOW WORKING SPACE. BLOCK MUST BE POURED AGAINST UNDISTURBED EARTH.
2. POURED BLOCKING NOT TO HINDER REMOVAL OR INSTALLATION OF BOLTS ON MJ FITTINGS.

BLOCKING DIMENSION

	SIZE	12"	16"	20"	24"	30"	36"	42"
TEE	D	6"	8"	12"	20"	30"	36"	44"
	L	24"	32"	50"	62"	84"	96"	144"
	W	24"	32"	40"	48"	60"	80"	120"
	T	18"	22"	27"	32"	34"	36"	36"
90° BENDS	D	10"	15"	---	---	---	---	---
	L	34"	54"	---	---	---	---	---
	W	38"	54"	---	---	---	---	---
	T	14"	18"	---	---	---	---	---
45° BENDS	D	8"	8"	12"	18"	20"	24"	28"
	L	26"	36"	48"	60"	63"	66"	72"
	W	20"	36"	36"	42"	48"	60"	66"
	T	8"	22"	24"	32"	32"	33"	36"
22½° BENDS	D	8"	8"	10"	10"	16"	24"	30"
	L	20"	36"	42"	42"	42"	42"	42"
	W	20"	36"	36"	42"	42"	48"	48"
	T	8"	20"	24"	24"	28"	30"	36"
PLUG	D	6"	10"	16"	18"	27"	30"	36"
	L	30"	36"	42"	52"	60"	96"	108"
	W	30"	36"	42"	52"	60"	96"	108"
REDUCER	SIZE	42"x36"	36"x30"	36"x24"	30"x24"	30"x16"	24"x16"	24"x12"
	D	12"	12"	12"	12"	12"	12"	12"
	L	72"	48"	60"	42"	48"	36"	36"
	W	72"	48"	60"	42"	48"	36"	36"

CITY OF DECATUR, ILLINOIS DEPARTMENT OF ENGINEERING & INFRASTRUCTURE	ISSUED: REVISIONS BY DATE
ADOPTED 2003	R.W.D. 4/9/97
	R.N.B. 1/7/03
DIRECTOR OF PUBLIC WORKS	KEZ 1/4/18

STANDARD #4021

K:\Common\DCFW\2019 City Projects\2019-10 Annual Water Main Replacement Project\Plans\2019-10 Water Main - Ver 2.0.dwg\Fri, 11 Jan 2019 - 1:40pm

STANDARD DESIGN FOR
TRENCH BACKFILL AND BEDDING
STORM & SANITARY SEWERS & WATER MAINS

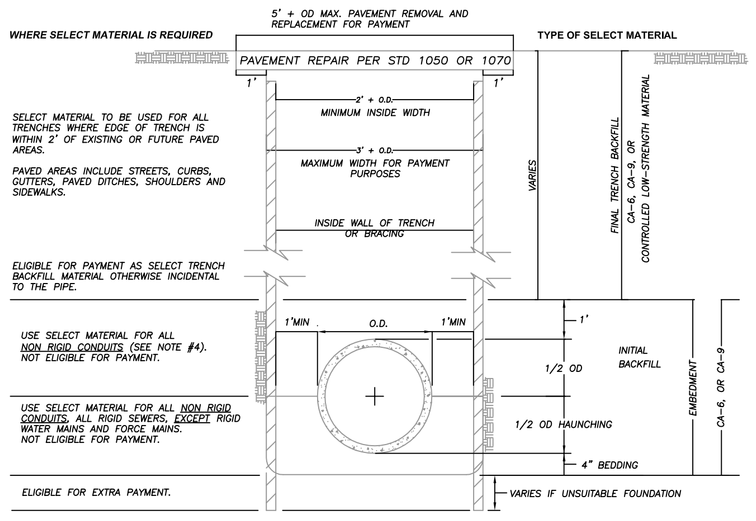

NOTES:

1. WHEN EDGE OF TRENCH IS WITHIN 2' OF ANY PAVED AREA, UNIFORM LAYERS OF SELECT MATERIAL NOT EXCEEDING 8" THICK SHALL BE PLACED AND COMPACTED BY RAMMING OR TAMPING WITH TOOLS APPROVED BY THE ENGINEER TO 95% OF STANDARD PROCTOR DENSITY.
2. WHEN EDGE OF TRENCH IS BEYOND 2' OF ANY PAVED AREA, UNIFORM LAYERS OF SUITABLE EXCAVATED MATERIAL NOT EXCEEDING 12" THICK SHALL BE PLACED AND COMPACTED BY RAMMING OR TAMPING TO THE SATISFACTION AND APPROVAL OF THE ENGINEER.
3. CA-7, CA-11, CA-13, OR CA-16 MAY BE USED FOR TRENCH BACKFILL WHEN AN APPROPRIATE GEOTECHNICAL FABRIC IS USED TO LINE THE TRENCH.
4. NON RIGID CONDUITS ARE DEFINED AS FLEXIBLE THERMOPLASTIC PIPE AND/OR CORRUGATED METAL PIPE.
5. BELLS HOLES WILL BE DUG. NO PIPE WILL ACCEPTED WHERE THE BELLS OF THE PIPE ARE SUPPORTING THE WEIGHT OF THE PIPE.

CITY OF DECATUR, ILLINOIS DEPARTMENT OF ENGINEERING & INFRASTRUCTURE	ISSUED: 7-3-01 REVISIONS BY DATE
ADOPTED JANUARY 1, 2003	K.G.G. 4/4/00
	JMM 5/7/03
DIRECTOR OF ENGINEERING & INFRASTRUCTURE	

STANDARD# 2050
SHEET #1 OF 2

K:\Common\DCFW\2019 City Projects\2019-10 Annual Water Main Replacement Project\Plans\2019-10 Water Main - Ver 2.0.dwg\Fri, 11 Jan 2019 - 1:40pm

STANDARD DESIGN FOR
TRENCH BACKFILL AND BEDDING
STORM & SANITARY SEWERS & WATER MAINS

INSIDE DIAMETER OF CONDUIT IN INCHES "D"	MAXIMUM TRENCH WIDTH IN FEET FOR PAYMENT	FINAL BACKFILL CY \ FOOT PER FOOT OF DEPTH WHERE ELIGIBLE FOR PAYMENT	PERMANENT PAVEMENT REMOVAL AND REPLACEMENT SY \ FOOT
6	3.58	0.13	0.62
8	3.78	0.14	0.64
10	3.97	0.15	0.66
12	4.17	0.15	0.69
14	4.36	0.16	0.71
15	4.46	0.17	0.72
16	4.56	0.17	0.73
18	4.75	0.18	0.75
20	4.94	0.18	0.77
21	5.04	0.19	0.78
24	5.33	0.20	0.81
27	5.63	0.21	0.85
28	5.72	0.21	0.86
30	5.92	0.22	0.88
33	6.21	0.23	0.91
36	6.50	0.24	0.94
42	7.08	0.26	1.01
48	7.67	0.28	1.07
54	8.25	0.31	1.14
60	8.83	0.33	1.20
66	9.42	0.35	1.27
72	10.00	0.37	1.33
78	10.58	0.39	1.40
84	11.17	0.41	1.46
90	11.75	0.44	1.53
96	12.33	0.46	1.59
102	12.92	0.48	1.66
108	13.50	0.50	1.72
120	14.67	0.54	1.85

CITY OF DECATUR, ILLINOIS DEPARTMENT OF ENGINEERING INFRASTRUCTURE	ISSUED: 7-3-01 REVISIONS BY DATE
ADOPTED JANUARY 1, 2003	K.G.G. 4/4/00
	JMM 5/7/03
	JDS 10/2003
DIRECTOR OF ENGINEERING & INFRASTRUCTURE	

STANDARD# 2050
SHEET #2 OF 2

K:\Common\DCFW\2019 City Projects\2019-10 Annual Water Main Replacement Project\Plans\2019-10 Water Main - Ver 2.0.dwg\Fri, 11 Jan 2019 - 1:40pm

STANDARD DESIGN FOR
DRIVEWAY & PAVEMENT PATCHING

EXISTING PAVEMENT	REPLACEMENT MATERIALS
STONE	8" AGGREGATE SURFACE COURSE TYPE B
FLEXIBLE PAVEMENTS	BITUMINOUS CONCRETE SURFACE COURSE WILL BE 2" GREATER THAN EXISTING OR MINIMUM OF 8" (SEE NOTE B)
RIGID PAVEMENTS	P.C.C. PAVEMENT WILL BE 2" GREATER THAN EXISTING OR 8" MIN. (SEE NOTE C)
RIGID DRIVEWAY PAVEMENTS	DRIVEWAY PAVEMENT WILL BE 2" GREATER THAN EXISTING OR 6" MIN.

NOTE: THE PAVEMENT REPLACEMENTS SHOWN ARE MINIMUMS. THE EXISTING PAVEMENT SECTION SHALL DICTATE THE EXACT THICKNESS WHEN GREATER THAN SHOWN ABOVE.

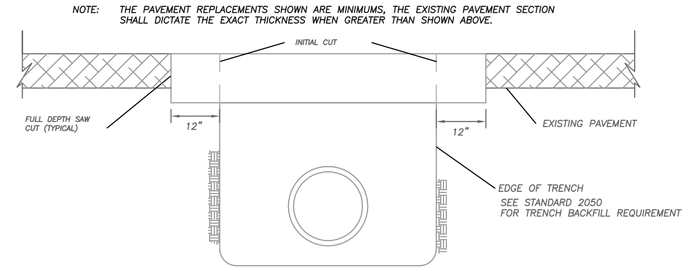

CONSTRUCTION PROCEDURE-RIGID & FLEXIBLE PAVEMENTS

A. RIGID AND FLEXIBLE PAVEMENTS
   1. THE INITIAL CUT LINE SHALL BE OUTLINED WITH A SAW CUT OF SUFFICIENT DEPTH TO INSURE THAT THE PAVEMENT TO BE REMOVED CAN BE BROKEN AWAY WITHOUT STRUCTURAL DAMAGE TO THE PAVEMENT REMAINING.
   2. THE FINAL SAW CUT LINE SHALL BE MADE BY SAWING FULL DEPTH A MINIMUM OF 1 FT. BEYOND ANY PAVEMENT DAMAGE AND SHALL BE MADE AFTER THE TRENCH HAS BEEN FILLED AND COMPACTED.
   3. AFTER THE PAVEMENT HAS BEEN REPLACED, THE PERIMETER OF THE SAW JOINT SHALL BE SEALED BY AN APPLICATION OF BITUMINOUS MATERIAL.

B. BITUMINOUS CONCRETE PAVEMENT
   1. PRIOR TO PATCHING A HOLE, THE CUT FACES OF THE EXISTING PAVEMENT AND COMPACTED BASE COURSE SHALL BE GIVEN AN APPLICATION OF ASPHALT RC-70 AT THE RATE OF APPROXIMATELY 0.1 GALLONS PER SQUARE YARD.
   2. THE PATCHING MATERIAL SHALL BE BITUMINOUS CONCRETE SURFACE COURSE, CLASS I, AND SHALL BE PLACED IN ACCORDANCE TO IDOT STANDARD SPECIFICATIONS FOR ROAD AND BRIDGE CONSTRUCTION CURRENT VERSION FOR CLASS D PATCHES.

C. PORTLAND CEMENT CONCRETE PAVEMENT
   1. REPAIRS IN PCC PAVEMENT GREATER THAN 6" IN DEPTH WILL BE CONSTRUCTED IN ACCORDANCE WITH CITY STANDARD #1060.

D. BRICK PAVEMENT
   1. REPAIRS WILL BE MADE IN ACCORDANCE WITH CITY STANDARD #1070 FOR BRICK PAVEMENT REPAIRS OR AS DIRECTED BY THE CITY ENGINEER.

CITY OF DECATUR, ILLINOIS DEPARTMENT OF ENGINEERING & INFRASTRUCTURE	ISSUED: 7-3-01 REVISIONS BY DATE
ADOPTED JANUARY 1, 2003	K.G.G. 4/4/00
	JMM 5/7/03
	JDS 10/2003
DIRECTOR OF ENGINEERING & INFRASTRUCTURE	

STANDARD#1050

K:\Common\DCFW\2019 City Projects\2019-10 Annual Water Main Replacement Project\Plans\2019-10 Water Main - Ver 2.0.dwg\Fri, 11 Jan 2019 - 1:40pm

STANDARD DESIGN
SOLID CONCRETE BLOCKING
WATERMAIN - 4" TO 12"

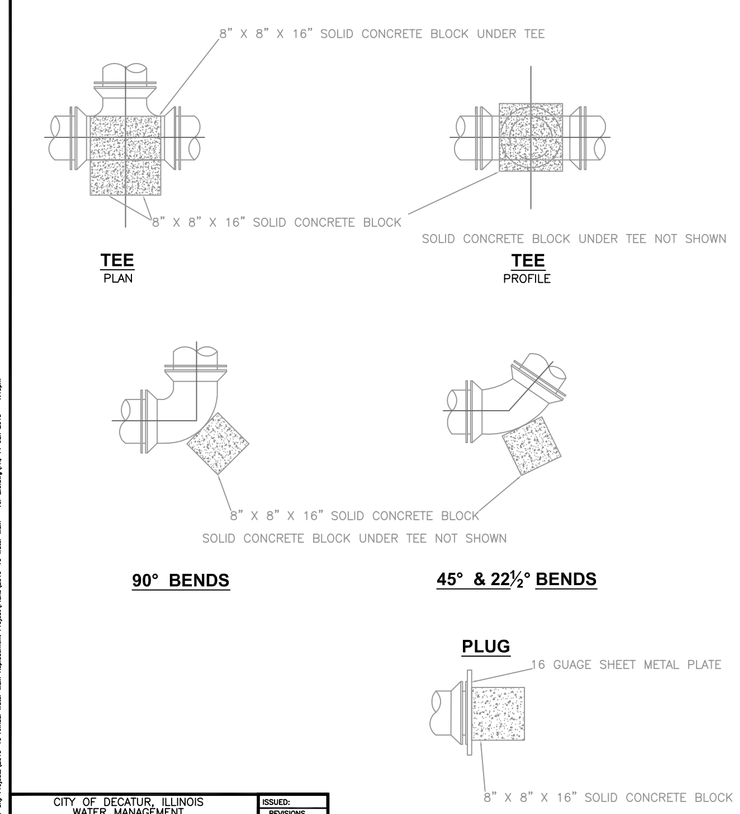

CITY OF DECATUR, ILLINOIS WATER MANAGEMENT DEPARTMENT	ISSUED: REVISIONS BY DATE
ADOPTED 2003	R.W.D. 4/9/97
	R.N.B. 1/7/03
DIRECTOR OF PUBLIC WORKS	KEZ 1/4/18

STANDARD #4021A

K:\Common\DCFW\2019 City Projects\2019-10 Annual Water Main Replacement Project\Plans\2019-10 Water Main - Ver 2.0.dwg\Fri, 11 Jan 2019 - 1:40pm

CITY PROJECT 2019-10 WATER MAIN REPLACEMENT
STANDARD DETAILS

CITY OF DECATUR
PUBLIC WORKS DEPARTMENT

DATE: JANUARY, 2019 | SCALE: NONE

17 SHEETS
SHEET
16

STANDARD DESIGN
WATER SERVICE INSTALLATION
TYPICAL DOMESTIC WATER SERVICE

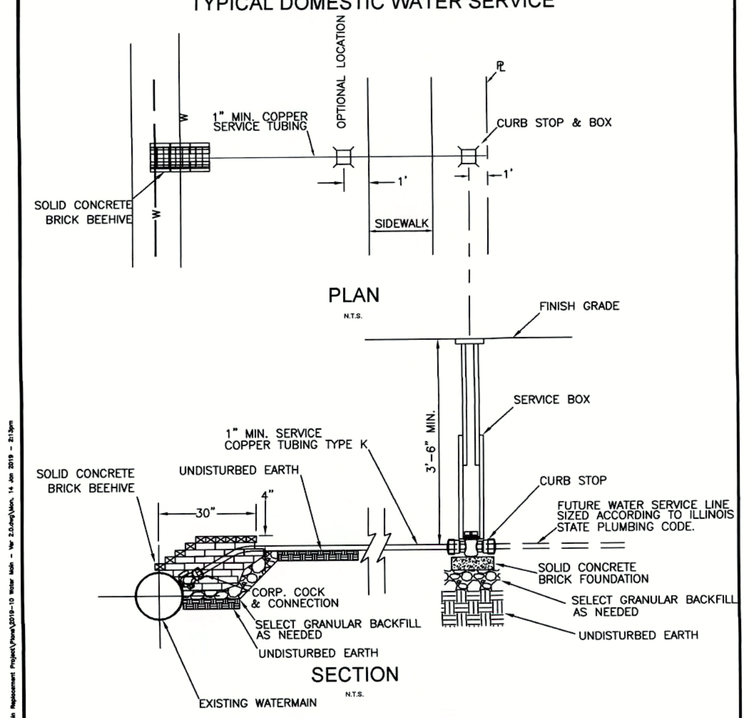

NOTES
1. CORPORATION COCK SHALL BE MUELLER #H-15008N OR APPROVED EQUAL.
2. CURB STOP SHALL BE MUELLER #H-15155N OR APPROVED EQUAL.
3. SERVICE BOX SHALL BE #H-10300 OR APPROVED EQUAL.
4. WATER SERVICE SHALL CONFORM TO CITY CODE CHAPTERS 64 & 75.
5. TAP WATER MAIN AT 45' TO 90'.

CITY OF DECATUR, ILLINOIS
WATER MANAGEMENT DEPARTMENT

ADOPTED APRIL 1 2008

DIRECTOR OF PUBLIC WORKS

ISSUED 7-1-78	
REVISIONS	
BY	DATE
SHDC	1/5/96
SHDC	1/1/98
KEZ	1/1/08
KEZ	1/1/10

STANDARD #4040

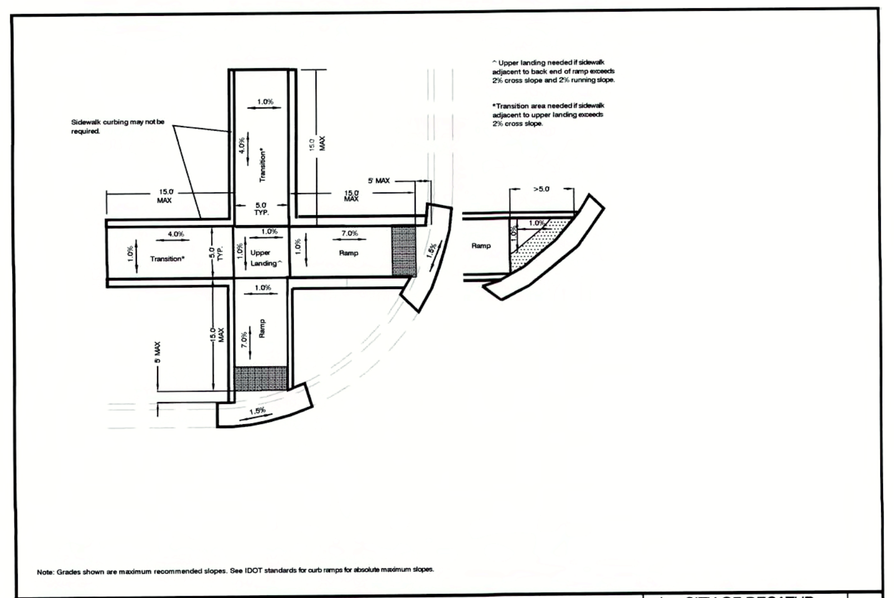

Note: Grades shown are maximum recommended slopes. See IDOT standards for curb ramps for absolute maximum slopes.

TYPICAL A: TWO-DIRECTIONAL TWO SIDEWALK RAMPS

CITY OF DECATUR ENGINEERING DIVISION

DWG FILE | H SCALE NTS | V SCALE NTS

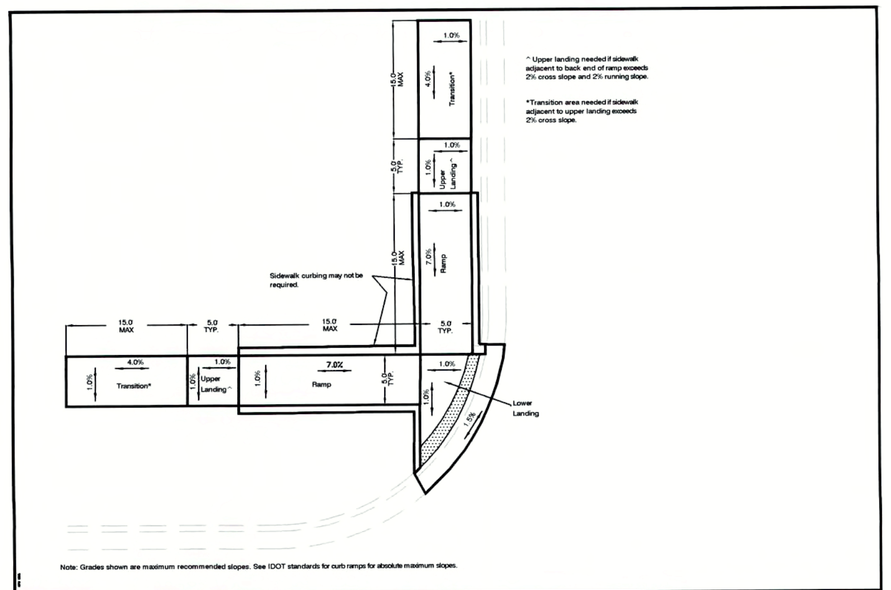

Note: Grades shown are maximum recommended slopes. See IDOT standards for curb ramps for absolute maximum slopes.

TYPICAL B: TWO-DIRECTIONAL TWO SIDEWALK RAMPS W/ LOWER LANDING

CITY OF DECATUR ENGINEERING DIVISION

DWG FILE | H SCALE NTS | V SCALE NTS | PAGE

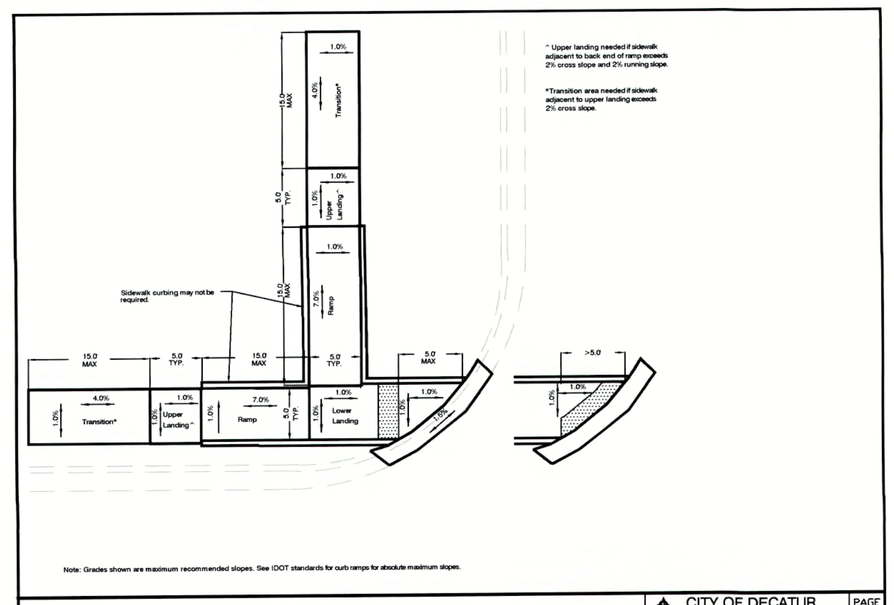

Note: Grades shown are maximum recommended slopes. See IDOT standards for curb ramps for absolute maximum slopes.

TYPICAL D: ONE-DIRECTIONAL TWO SIDEWALK RAMPS

CITY OF DECATUR ENGINEERING DIVISION

DWG FILE | H SCALE NTS | V SCALE NTS | PAGE

CITY PROJECT 2019-10 WATER MAIN REPLACEMENT
STANDARD DETAILS

CITY OF DECATUR
PUBLIC WORKS DEPARTMENT

DATE: JANUARY, 2019 | SCALE: NONE

17 SHEETS
SHEET 17

Project Name: 2019 Annual Water Main Replacement Project, Fairlawn Neighborhood

Project Number: 2019-10

Bid Date: Wednesday, February 20, 2019

Time: 10:00 A.M.

Fund: Water Non-Lake Capital

Organization Code: 81808118
Object Code: 488800

Engineer's Estimate

City Engineering Division

Burdick Plumbing & Heating Co., Inc.
1175 N 20th St
PO Box 496
Decatur, IL 62525

PH: 217-429-2385

Jeff Burdick, VP
jeff@burdickplumbing.com

Item No.	Pay Item	QTY	Unit	Unit Price	Total	Unit Price	Total
1	6 INCH POLYWRAPPED D.I.P WATER MAIN	260	FEET	$45.00	$11,700.00	$42.00	$10,920.00
2	8 INCH POLYWRAPPED D.I.P WATER MAIN	4,900	FEET	$48.00	$235,200.00	$50.00	$245,000.00
3	12 INCH POLYWRAPPED D.I.P WATER MAIN	2,690	FEET	$75.00	$201,750.00	$70.00	$188,300.00
4	16 INCH X 12 INCH TAPPING SLEEVE AND VALVE, MJ, W/VALVE BOX	1	EACH	$16,000.00	$16,000.00	$9,500.00	$9,500.00
5	12 INCH X 12 INCH TAPPING SLEEVE AND VALVE, MJ, W/VALVE BOX	1	EACH	$12,000.00	$12,000.00	$9,000.00	$9,000.00
6	12 INCH VALVE, MJ WITH VALVE BOX	3	EACH	$8,000.00	$24,000.00	$6,500.00	$19,500.00
7	12 INCH X 12 INCH TEE, MJ	1	EACH	$1,500.00	$1,500.00	$1,500.00	$1,500.00
8	12 INCH X 8 INCH TEE, MJ	7	EACH	$1,200.00	$8,400.00	$1,250.00	$8,750.00
9	12 INCH X 8 INCH REDUCER, MJ	1	EACH	$1,000.00	$1,000.00	$1,000.00	$1,000.00
10	12 INCH X 6 INCH TEE, MJ	5	EACH	$1,000.00	$5,000.00	$1,000.00	$5,000.00
11	12 INCH GRIP RING ACCESSORY KITS	40	EACH	$300.00	$12,000.00	$350.00	$14,000.00
12	12 INCH FIELDLOCK GASKETS	42	EACH	$200.00	$8,400.00	$200.00	$8,400.00
13	12 INCH SLEEVES, MJ	2	EACH	$1,000.00	$2,000.00	$800.00	$1,600.00
14	8 INCH VALVE, MJ WITH VALVE BOX	19	EACH	$3,500.00	$66,500.00	$3,400.00	$64,600.00
15	8 INCH 45 DEGREE BENDS, MJ	10	EACH	$550.00	$5,500.00	$500.00	$5,000.00
16	8 INCH X 8 INCH TEE, MJ	6	EACH	$1,100.00	$6,600.00	$1,000.00	$6,000.00
17	8 INCH GRIP RING ACCESSORY KITS	90	EACH	$275.00	$24,750.00	$250.00	$22,500.00
18	8 INCH FIELDLOCK GASKETS	90	EACH	$175.00	$15,750.00	$175.00	$15,750.00
19	8 INCH SLEEVES, MJ	11	EACH	$550.00	$6,050.00	$500.00	$5,500.00
20	8 INCH X 6 INCH REDUCER, MJ	2	EACH	$800.00	$1,600.00	$750.00	$1,500.00
21	8 INCH X 6 INCH TEE, MJ	8	EACH	$1,000.00	$8,000.00	$1,000.00	$8,000.00
22	8 INCH CAP/PLUG, MJ	5	EACH	$600.00	$3,000.00	$500.00	$2,500.00
23	6 INCH VALVE, MJ WITH VALVE BOX	14	EACH	$2,500.00	$35,000.00	$2,500.00	$35,000.00
24	6 INCH 45 DEGREE BENDS, MJ	2	EACH	$175.00	$350.00	$450.00	$900.00
25	6 INCH GRIP RING ACCESSORY KITS	62	EACH	$150.00	$9,300.00	$150.00	$9,300.00
26	6 INCH SLEEVE, MJ	2	EACH	$500.00	$1,000.00	$400.00	$800.00
27	6 INCH ANCHOR COUPLING	12	EACH	$500.00	$6,000.00	$400.00	$4,800.00
28	6 INCH OFFSET NIPPLE	12	EACH	$750.00	$9,000.00	$400.00	$4,800.00
29	FIRE HYDRANT, 4.5' BURY	9	EACH	$5,400.00	$48,600.00	$5,400.00	$48,600.00
30	FIRE HYDRANT, 5.5' BURY	4	EACH	$6,000.00	$24,000.00	$5,800.00	$23,200.00
31	1 INCH X 20 FT WATER SERVICE (SHORT) W/CORP & CURB STOP, TYPE II	67	EACH	$2,000.00	$134,000.00	$1,900.00	$127,300.00
32	1 INCH X 50 FT SERVICE (LONG) W/CORP & CURB STOP, BORED, TYPE II	66	EACH	$3,500.00	$231,000.00	$3,200.00	$211,200.00
33	1 INCH LONG X 100 FT WATER SERVICE (EXTRA LONG) W/CORP & CURB STOP, BORED, TYPE II	5	EACH	$6,000.00	$30,000.00	$7,100.00	$35,500.00
34	REMOVE FIRE HYDRANT AND ABANDON EXISTING VALVE	8	EACH	$1,600.00	$12,800.00	$1,500.00	$12,000.00
35	ABANDON EXISTING VALVE (REMOVE VALVE BOX)	22	EACH	$1,100.00	$24,200.00	$1,200.00	$26,400.00
36	CUT AND PLUG EXISTING VALVE	1	EACH	$1,100.00	$1,100.00	$1,500.00	$1,500.00

Project Name: 2019 Annual Water Main Replacement Project, Fairlawn Neighborhood

Project Number: 2019-10

Bid Date: Wednesday, February 20, 2019

Time: 10:00 A.M.

Fund: Water Non-Lake Capital

Organization Code: 81808118
Object Code: 488800

Engineer's Estimate

City Engineering Division

Burdick Plumbing & Heating Co., Inc.
1175 N 20th St
PO Box 496
Decatur, IL 62525

PH: 217-429-2385

Jeff Burdick, VP
jeff@burdickplumbing.com

Item No.	Pay Item	QTY	Unit	Unit Price	Total	Unit Price	Total
37	CUT AND CAP EXISTING MAIN	4	EACH	$1,100.00	$4,400.00	$2,000.00	$8,000.00
38	TRENCH BACKFILL	10,000	TONS	$35.00	$350,000.00	$33.00	$330,000.00
39	PAVEMENT SAWCUTS	16,400	FEET	$4.00	$65,600.00	$3.50	$57,400.00
40	5 INCH SIDEWALK REMOVAL	2,000	SQ FT	$5.50	$11,000.00	$6.50	$13,000.00
41	5 INCH PORTLAND CEMENT CONCRETE SIDEWALK REPLACEMENT	2,000	SQ FT	$12.00	$24,000.00	$12.00	$24,000.00
42	TEMPORARY PATCHES, 3 INCH	2,790	SQ YD	$95.00	$265,050.00	$65.00	$181,350.00
43	CLASS D PATCHES, 5 INCH PAVEMENT	1,260	SQ YD	$90.00	$113,400.00	$106.00	$133,560.00
44	CLASS B PATCHES, 8 INCH PAVEMENT	1,750	SQ YD	$125.00	$218,750.00	$135.00	$236,250.00
45	CLASS D PATCHES, 3 INCH DRIVEWAYS	300	SQ YD	$100.00	$30,000.00	$92.00	$27,600.00
46	AGGREGATE DRIVEWAY REPLACEMENT, 8 INCH	800	TON	$35.00	$28,000.00	$40.00	$32,000.00
47	TEMPORARY EROSION CONTROL, SEEDING	100	LB	$25.00	$2,500.00	$20.00	$2,000.00
48	TEMPORARY EROSION CONTROL, PERIMETER BARRIER	100	FEET	$5.00	$500.00	$5.00	$500.00
49	GRADING & SHAPING DITCHES	670	FEET	$7.50	$5,025.00	$65.00	$43,550.00
50	SEEDING, CLASS 1 (LAWN MIXTURE) (100 LB/ACRE)	70	LB	$55.00	$3,850.00	$93.00	$6,510.00
51	PHOSPHORUS FERTILIZER NUTRIENT (90 LB/ACRE)	74	LB	$3.00	$222.00	$6.00	$444.00
52	POTASSIUM FERTILIZER NUTRIENT	74	LB	$3.00	$222.00	$6.00	$444.00
53	NITROGEN FERTILIZER NUTRIENT (90 LB/ACRE)	74	LB	$3.00	$222.00	$6.00	$444.00
54	MULCH, METHOD 2 (2 TONS/ACRE)	2	TON	$1,200.00	$2,400.00	$2,300.00	$4,600.00
55	EXPLORATION EXCAVATIONS	36	EACH	$750.00	$27,000.00	$750.00	$27,000.00
56	12 INCH CASINGS	180	FEET	$75.00	$13,500.00	$61.00	$10,980.00
57	16 INCH CASINGS	100	FEET	$100.00	$10,000.00	$115.00	$11,500.00
58	LINE STOP, 6-IN	1	EACH	$5,000.00	$5,000.00	$6,500.00	$6,500.00
59	TRAFFIC CONTROL	1	LSUM	$75,000.00	$75,000.00	$130,000.00	$130,000.00
60	MOBILIZATION	1	LSUM	$75,000.00	$75,000.00	$50,000.00	$50,000.00
61	WATERMAIN TO BE FILLED, 6 INCH	700	LF	$18.00	$12,600.00	$10.00	$7,000.00
62	ALTERATIONS, CANCELLATIONS, EXTENSIONS, DEDUCTIONS AND EXTRA WORK	1	LSUM	$85,000.00	$85,000.00	$85,000.00	$85,000.00
	TOTAL BIDS (AS CORRECTED)				$2,671,291.00		$2,624,752.00
	Percent Over Under ENGINEER'S ESTIMATE						-1.74%

Paul E. Caswell, P.E., City Engineer

2/20/2019
Date

2019-10 Annual Water main Replacement Project
Fairlawn Neighborhood

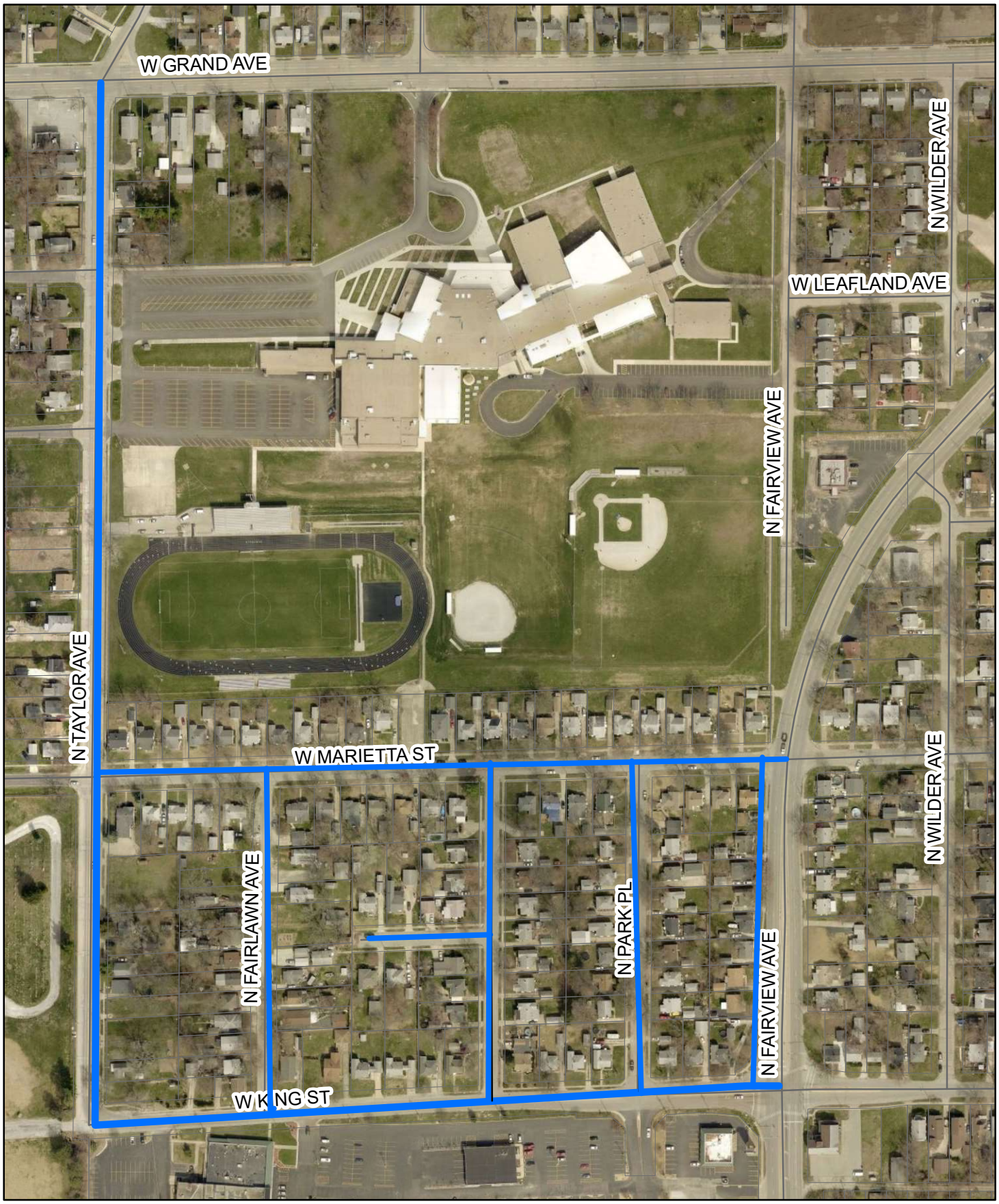

City of Decatur, Illinois
Public Works Department
Engineering Division

Proposed Water Main

Public Works

DATE: 2/20/2019

MEMO: 2019-13

TO: **Honorable Mayor Moore Wolfe and City Council Members**

FROM: **Matthew C. Newell, P.E., Public Works Director**
Wendy Morthland, Interim City Manager

SUBJECT:
Resolution Accepting the Bid and Authorizing the Execution of a Contract with Kinney Contractors, Inc. for 2019 Annual Valve & Hydrant Replacement Project, Various Location City Project 2019-23

SUMMARY RECOMMENDATION:
Please refer to the attached Council Memorandum No. 2019-13 and attachments related to 2019 Annual Valve & Hydrant Replacement Project, Various Locations
City Project 2019-23

ATTACHMENTS:

Description	Type
Council Memo 2019-13	Cover Memo
Resolution with Contract Exhibit A	Resolution Letter
Council Bid Tabulation CP 2019-23, 2019 Annual Valve & Hydrant Replacement	Backup Material

PUBLIC WORKS MEMORANDUM
No. 2019-13

DATE: **February 20, 2019**

TO: **Honorable Mayor Moore Wolfe and City Council Members**

FROM: **Wendy Morthland, Interim City Manager**
Matthew C. Newell, P.E., Public Works Director

SUBJECT: **Resolution Accepting the Bid and Authorizing the Execution of a Contract with Kinney Contractors, Inc. for 2019 Annual Valve & Hydrant Replacement Project, Various Locations**
City Project 2019-23

SUMMARY RECOMMENDATION:

It is recommended by staff that the City Council approve the attached resolution accepting the bid and awarding the contract for the 2019 Annual Valve & Hydrant Replacement Project, Various Locations, City Project 2019-23, to Kinney Contractors, Inc., as the lowest responsive and responsible bidder in the amount of $464,441, and that the Mayor be authorized to execute the contract, and the City Clerk to attest.

PRIOR COUNCIL ACTIONS:

The 2019 Capital Improvements Plan included an allocation of funds for this project. The valve and hydrant replacement project is a new annual project to be issued by the City.

BACKGROUND:

Project Description

The 2019 Annual Valve & Hydrant Replacement Project replaces valves and hydrants at various locations around the City that have failed. The project locations are identified through valve and hydrant exercising or during water main breaks. Non-operable valves and hydrants reduce the redundancy and reliability of the system, fire protection for customers, and will require larger customer outages during main failure or emergencies.

Public Letting Results

The project specifications were prepared by the Public Works Department. The project was advertised Wednesday, January 30, 2019, and bids were opened on Wednesday, February 20, 2019. The results from the letting are as follows:

Bidder	Bid Price	Compared to Engineer's Est. Over/-Under
Kinney Contractors, Inc.	**$464,41.00**	**(-2.02%)**
Burdick Plumbing & Heating Co., Inc.	$534,310.00	12.72%
Entler Excavating Co., Inc.	$550,955.00	16.23%
Engineer's Estimate	$474,030.00	-----

Three contractors took out bid packages and three contractors submitted a bid proposal for the project. Kinney Contractors, Inc. provided the lowest responsive and responsible bid at 2.02% below the Engineer's Estimate. The bid received is reasonable for the required work.

Kinney Contractors, Inc. has successfully completed several projects for the City. Staff recommends that the City Council approve a contract with Kinney Contractors, Inc. to perform the 2019 Annual Valve & Hydrant Replacement Project.

MINORITY PARTICIPATION GOALS:

Contractors for City Projects shall comply with City Code Chapter 28, Article 10, "Minority Participation Goals for Public Works Contracts."

Contractors for City projects shall make a good faith effort to comply with the following minimum goals:

1. Ten (10) percent of the total dollar amount of the contract should be performed by Minority Business Enterprises (MBE) if subcontracting opportunities are available; and,
2. Eighteen (18) percent of the total hours worked should be performed by minority workers.

Subcontracting is not required for a City project. Kinney Contractors, Inc. will self-perform all the work.

SCHEDULE:

Work on this project is expected to begin in March with a completion date of December 20, 2019.

BUDGET/TIME IMPLICATIONS:

Budget Impact: Funding for this project is allocated in the Water Non-Lake Capital Fund which is supported by water billing fees. The total project cost is $464,441.

Staff Impact: Staff time has been allocated for this project.

POTENTIAL OBJECTION: There are no known objections to this resolution and bid award.

INPUT FROM OTHER SOURCES: None

STAFF REFERENCE: Matt Newell, Public Works Director and Paul Caswell, City Engineer. Matt Newell will be in attendance at the City Council meeting to answer any questions of the Council on this item.

LEGAL REVIEW: The project plans and specifications were reviewed and approved by Legal Counsel on January 3, 2019

This memorandum was written by Paul Caswell, P.E., City Engineer.

Attach: 2

RESOLUTION NO. _____

RESOLUTION ACCEPTING THE BID AND AUTHORIZING THE EXECUTION OF A CONTRACT WITH KINNEY CONTRACTORS, INC. FOR 2019 ANNUAL VALVE & HYDRANT REPLACEMENT PROJECT, VARIOUS LOCATIONS CITY PROJECT 2019-23

BE IT RESOLVED BY THE CITY COUNCIL OF THE CITY OF DECATUR, ILLINOIS:

Section 1. That the tabulation of bids received for City Project 2019-23, 2019 Annual Valve & Hydrant Replacement Project, Various Locations, and presented to the Council herewith, be received and placed on file.

Section 2. That the bid of Kinney Contractors, Inc., in the amount of $464,441 be, and it is hereby, accepted and a contract awarded, accordingly.

Section 3. That the Mayor and City Clerk be, and they are hereby, authorized and directed to execute a contract between the City of Decatur, Illinois, and Kinney Contractors, Inc., attached hereto as Exhibit A and made a part hereof, for said plan, for their bid price of $464,441.

PRESENTED and ADOPTED this 4th day of March, 2019.

_____
Julie Moore Wolfe, Mayor

ATTEST:

_____
Kim L. Althoff, City Clerk

Exhibit A

PROJECT MANUAL

2019 VALVE & HYDRANT REPLACEMENT PROJECT
VARIOUS LOCATIONS

CITY PROJECT 2019-23

January 2019

A project of the

CITY OF DECATUR ILLINOIS
PUBLIC WORKS DEPARTMENT
1 GARY K. ANDERSON PLAZA
DECATUR, IL 62523

FOR BIDDING

CITY OF DECATUR
2019 VALVE & HYDRANT REPLACEMENT PROJECT

Julie Moore Wolfe
Mayor

Pat McDaniel	Chuck Kuhle
Dave Horn	Dana M. Ray
Lisa Gregory	Bill Faber

Billy Tyus.....Interim City Manager
Wendy Morthland ..... Corporation Counsel
Kim Althoff.....City Clerk
Gregg Zientara ..... City Treasurer
Matt Newell .....Director of Public Works
Paul Caswell..... City Engineer

CITY OF DECATUR

2019 VALVE & HYDRANT REPLACEMENT PROJECT
VARIOUS LOCATIONS

CITY PROJECT 2019-23

INDEX

	No. of Pages
Cover Page	
City Officials	1
Index	2
Advertisement for Bids	3 to 4
Information for Bidders	5 to 8
Minority Participation Goals for Public Works Contracts	9 to 12
Bid Proposal	13 to 25
Non-Collusion Affidavit	26
Contract	27 to 28
Contract Bond	29 to 30
General Conditions	31 to 42
Special Conditions	43 to 54
Special Provisions	55 to 61
Standard Specifications	62 to 65
Appendix A	66
Standard Specifications for Water Main Construction	67 to 79
Standard Drawings	80 to 87

ADVERTISEMENT FOR BIDS

TIME AND PLACE OF OPENING BIDS:

Sealed proposals for the improvement described herein will be received at the **City of Decatur Purchasing Division** located on the first floor of the Civic Center, #1 Gary K. Anderson Plaza, Decatur, Illinois, 62523, until ***10:00 AM, February 20, 2019,*** and thereafter publicly opened and read.

DESCRIPTION OF PROJECT:

The proposed improvement is officially known as:

2019 VALVE & HYDRANT REPLACEMENT PROJECT VARIOUS LOCATIONS

CITY PROJECT 2019-23

The proposed project herein specified and described includes the following work:

Replacing 6", 12" and 16" valves and fire hydrants throughout the city. There will be 4 line stops, 2 – 12" and 2 – 16. Three locations are scheduled for night or weekend replacements and one fire hydrant shall be replaced during the summer school break.

The work also includes items of pavement and landscape restoration, and traffic control.

INSTRUCTIONS TO BIDDERS:

1. **A MANDATORY PRE-BID WILL BE HELD ON FRIDAY, FEBRUARY 08, 2019, AT 10:00 A.M. IN THE PUBLIC WORKS CONFERENCE ROOM ON THE 3RD FLOOR OF THE DECATUR CIVIC CENTER.** In addition to project questions, the opportunity will be provided to discuss the City's minority participation goals. **Attendance is required to bid on the project, a telephone conference will be setup for bidders who cannot attend the meeting in-person. Contact City Engineering at 217-424-2747 to receive conference number and password.**

2. Plans, specifications and proposal forms may be obtained from Decatur Blue Print, Inc. 230 West Wood Street, Decatur, Illinois, 62523, (217) 423-7589, www.decaturblue.com. **To receive updates or addenda you must be on the Plan Holders list for this project through Decatur Blue Print.**

3. Payment shall be made to Decatur Blue Print, Inc. **No refund will be made for the plans, specification, or proposal forms returned.**

4. Plans and specifications are **available for viewing** at the following locations:

www.decaturblue.com	**City of Decatur**
Plans & Portals	**Engineering Division**
Public Projects	**#1 Gary K. Anderson Plaza**
DFS Public Plan Room	**Decatur, Illinois 62523**

5. The City of Decatur hereinafter referred to as "City" or "Owner", will not release the Engineer's Estimate of Cost in advance of the scheduled time and date of the bid opening. Bid tabulations will be available on the City's web site at www.decaturil.gov/Departments/PublicWorks under Contractor Project Bid Information, and Decatur Blue Print's web site at www.decaturblue.com /Plans & Portals /Public Projects/DFS Public Plan Room/City of Decatur Bid Tabs, after the award of a contract has been approved by the City of Decatur's City Council.

6. All proposals must be accompanied by a BANK DRAFT, CASHIER'S CHECK, OR CERTIFIED CHECK made payable to Treasurer, Decatur, Illinois, in the amount of ten percent (10%) of the bid or BID BOND in the same amount.

7. The contractor shall at all times during the term of this Contract pay the applicable prevailing wage for Macon County for the month during which the work is performed, as determined by the Illinois Department of Labor.

8. Before the Contractor and any Subcontractor commences work, the Contractor and any Subcontractor shall have in place a written Substance Abuse Prevention Program for the prevention of substance abuse among its employees which meets or exceeds the requirements in P. A. 95-0635 or shall have a collective bargaining agreement in effect dealing with the subject matter of P. A. 95-0635.

9. The following **Minority Participation Goals for Public Works Contracts** are in effect for this contract:

   (1) Ten percent (10%) of the total dollar amount of the contract should be performed by minority business enterprises; and,

   (2) Eighteen percent (18%) of the total hours worked should be performed by minority workers.

   All Contractors shall provide evidence of meeting the City's minority participation goals prior to the award of this project and prior to all payments made for work completed or provide the City of Decatur documentation on their good faith efforts to comply with the participation goals. Required information and documentation is included in the Project Manual and to be submitted with the bid proposal.

REJECTION OF BIDS:

The Council of the City of Decatur, Illinois, reserves the right to accept, renegotiate or reject any or all proposals and to waive any variance from the requirements of the instructions for bidders. At the discretion of the Council, required items may be submitted after the bid opening if there is sufficient compliance with instructions at the time of the bid opening to permit the City to determine the price bid.

January 30, 2019	Matthew C. Newell, PE
Date Advertised	Public Works Director

INFORMATION FOR BIDDERS

For Construction of: **2019 Valve & Hydrant Replacement Project**

City Project No.: **2019-23**

Owner: City of Decatur, Illinois

The Owner invites bids on the forms included as part of this Document to be submitted at such time and place as is stated in the Advertisement for Bids. All blanks in the Bid Proposal must be appropriately filled in with typewriter or ink. **It is the sole responsibility of the Bidder to see that the bid is received in proper time to be date, time stamped, and initialed by the Purchasing Agent or designee.**

The Owner may consider non-conforming any bid not prepared and submitted in accordance with the provisions hereof and may waive any informalities or reject any and all bids. Any bid may be withdrawn prior to the scheduled time for the opening of bids or authorized postponement thereof. No Bidder may withdraw a bid within 45 days after the actual day of the opening thereof.

Each bid must be submitted in a sealed envelope clearly bearing, on the outside, the following information:

1. The name of the Bidder,
2. The Bidder's address,
3. The name of the project along with the project number for which the bid is submitted,

The bid documents will be submitted to the **Purchasing Division, City of Decatur, # 1 Gary K. Anderson Plaza, Decatur, Illinois, 62523.**

The bid process is as follows:

1. All bids shall be submitted to the Purchasing Division located on the first floor of the Civic Center, #1 Gary K. Anderson Plaza, Decatur, Illinois 62523.

2. The Purchasing Agent, or designee, will date, time stamp, and initial the sealed envelope containing the bid. All bids must have an official date and time stamp to be considered as conforming to the bid process and opened. Any bids received after the scheduled closing time for receipt of bids will be returned to the Bidder unopened.

3. All bids received after the designated time for receiving bids will not be accepted. The designated clock located in the Purchasing Division offices will govern the bid closure time.

4. Eligible bids received by the Purchasing Division will be delivered to the office of the City Engineer, located at the Civic Center, and will be publicly opened and read. Any envelopes bearing a date and time stamp later than the deadline will be returned unopened. **All bids received from bidders not on the pre-bid attendance list will be returned unopened.**

5. All bidders who desire to be present at the bid opening may wait at the Civic Center.

At the time of the opening of bids, each Bidder will have completed a thorough site inspection and will have read and be thoroughly familiar with the plans and Contract Documents (including all addenda). The failure or omission of any Bidder to examine any form, instrument or document shall in no way relieve any Bidder from any obligation in respect to their bid. The Bidder is to confirm the completeness of the Bid Documents. If the Bidder determines their Bid Documents are incomplete or irregular, it is the Bidders responsibility to bring this fact to the attention of the City Engineer.

The submitted bid must be signed in the name of the Bidder and must bear the signature in long hand of the person or persons duly authorized to sign the bid. Changes in or additions to the bid forms, recapitulations of the work bid upon, alternative proposals or any other modifications of the bid which are not specifically called for in the Contract Documents may be subject to Owner's rejection of the bid as not being responsive to the advertisement. No oral telephone modification of any bid submitted will be considered and a telegraphic modification may be considered only if the post mark evidences that a copy of the modification by telegram, signed by the Bidder, was placed in the mail prior to the opening of the bid.

The submitted bid must not contain erasures, corrections or changes from the printed forms as completed in typewriter or ink, unless such erasures, corrections or changes are authenticated by affixing in the margin immediately opposite the erasure, correction or change, the initials of the person who signed the bid or the initials of such other person as may be authorized by the Bidder to make erasures, corrections or changes in the bid, and said authorization must be evidenced by written confirmations, executed by the person authorized to sign the initial bid, attached to the bid at the time of submittal.

Each bid must be submitted on the Bid Proposal provided and must be signed by the Bidder or their duly authorized agent. All blank spaces for bid prices must be filled in, in ink or typewritten, IN BOTH WORDS AND NUMBERS where called for in the Bid Proposal. If there is a discrepancy between the price in words and the price in numbers, the price in words will govern. If there is a discrepancy between the extended bid prices, the unit cost shall be the governing number and the total price or prices will be adjusted as necessary.

The Owner reserves the right to pre-qualify all bids, post-qualify all bids, to reject all bids, not to make an award and/or accept the Proposal deemed most advantageous and in the best interest of the Owner. The Bidder must comply with all information and instructions for Bidders. The award of the Contract, if made by the Owner, will be made to the qualified Bidder submitting the lowest and best bid, but the Owner shall determine at their own discretion whether a Bidder is qualified to perform the Contract, whether by pre-qualifications, post-qualification or other methods, and what bid is the lowest and whether it is to the interest of the Owner to accept the bid. If awarded, a written Notice of Award will be sent to the successful Bidder(s).

INFORMATION FOR BIDDERS

The Owner will make such investigations as deemed necessary to determine the ability of the Bidder to perform the work, and the Bidder shall furnish to the Owner all such information and data for this purpose as the Owner may request. The Owner reserves the right to reject any bid if the evidence submitted by, or investigation of, such Bidder fails to satisfy the Owner that such Bidder is properly qualified to carry out the obligations of the Contract and to complete the work contemplated therein. Conditional bids will not be accepted.

Each bid must be accompanied with a proposal guaranty either as a properly certified check made payable to "Treasurer, City of Decatur," Decatur, Illinois, in an amount not less than ten (10) percent of the bid; or a cashier's check made payable to "Treasurer, City of Decatur", Decatur, Illinois, in an amount not less than ten (10) percent of the bid; or a bid bond on a form approved by the City, executed by a surety company satisfactory to the City, in an amount not less than ten (10) percent of the bid. Such proposal guarantees, of the three lowest bidders, may be retained by the City for a period of 45 days after the date of the bid opening. Checks or bid bonds from other than the three lowest bidders will be returned by the City within seven (7) days after the date of the bid opening.

Simultaneously with the delivery of the executed Contract, the Contractor shall furnish a surety bond or bonds as security for faithful performance of this Contract and for the payment of all persons performing labor on the project under this Contract and furnishing materials in connection with this Contract, and other items required by the Conditions and Specifications governing the work. The surety on such bond or bonds shall be a duly authorized surety company satisfactory to the Owner. Attorneys-in-fact who sign bid bonds or contract bonds must file with each bond a certified and effectively dated copy of their Power of Attorney.

The successful Bidder, upon Bidder's failure or refusal to execute and deliver the Contract and bonds required within (10) consecutive calendar days from and including the date the Bidder has received notice of the acceptance of their bid, shall forfeit to the Owner, as liquidation of damages done for such failure or refusal, the security deposited with their bid. Notice of the Owner's intent shall either be hand delivered by the Owner to the Bidder's address, as given on the Contract Documents, or mailed to such address, first class, United States mail, return receipt requested. Delivery or mailing of said notice to said address shall constitute the notice herein required without the requirement of an acknowledgment of receipt from the Bidder.

Each Bidder must inform himself fully of the conditions and specifications relating to the construction of the project and the employment of labor thereon. Failure to do so will not relieve a successful Bidder of their obligation to furnish all material and labor necessary to carry out the provisions of the Contract. Insofar as possible, the Contractor, in carrying out their work, must employ such methods or means as will not cause any interruption of or interference with the work of any other Contractor.

The quantities appearing in the bid proposal are approximate and are prepared for the comparison of bids. Payment to the Contractor will be made only for the actual quantities of work performed and accepted or materials furnished according to the contract. The proposed quantities of work to be done and materials to be furnished may each be increased, decreased, or omitted as hereinafter provided.

INFORMATION FOR BIDDERS

The Bidder's attention is directed to the fact that all applicable state laws, municipal ordinances, and the rules and regulations of all authorities having jurisdiction over construction for the project shall apply to the Contract throughout, and they will be deemed to be included in the Contract the same as though herein written out in full.

No interpretation of the meaning of the plans, specifications or other pre-bid documents will be made to any Bidder orally. Every request for such interpretation should be in writing addressed to Paul Caswell, P.E., City Engineer, at # 1 Gary K. Anderson Plaza, Decatur, Illinois 62523, and to be given consideration must be received at least five (5) days prior to the date fixed for the opening of bids. Any and all such interpretations and any supplemental instruction will be in the form of written addenda to the Contract Documents which, if issued, notification will be e-mailed to all prospective Bidders (at the respective e-mail addresses furnished for such purposes), not later than three (3) calendar days prior to the date fixed for the opening of bids. Failure of any Bidder to receive any such addendum or interpretation shall not relieve such Bidder from any obligation under their bid as submitted. All addenda so issued shall become part of the Contract Documents. It shall be the responsibility of each Prospective Bidder to verify that each addendum has been received applicable to the project. Addenda may also be viewed on Decatur Blue Print's website at www.DecaturBlue.com.

The City of Decatur maintains City project information on the City's web site at www.decaturil.gov/Departments/Public Works /Contractor Project Bid Information. It lists the current projects at the City with bid information including bid opening dates and current bid holders. It is recommended that all Prospective Bidders check this Information on the City's web site and at www.DecaturBlue.com for the status of the particular project they are interested in bidding prior to turning in bids.

The successful Bidder, upon award of a Contract, shall commence work on the date specified in the "Notice to Proceed" and shall substantially complete all work in accordance with the time allocated in the contract. Should the Contractor fail to substantially complete all work in the allotted time period, liquidated damages shall be assessed as outlined in the General Conditions.

Attention of the bidders is directed to the arrangement and contents of the contract documents and Specifications with reference to the project. One extra bid form is included, detached from the remainder of the contract documents. Such detached bid form may be completed and submitted as the Contractor's bid.

INFORMATION FOR BIDDERS:
MINORITY PARTICIPATION GOALS
FOR PUBLIC WORKS CONTRACTS

I. Description of the Minority Participation Goals Program:

A. The City of Decatur encourages the participation of minorities and Minority Business Enterprises (MBEs) for City-funded public works construction projects. To comply with Chapter 28, Section 10, of the City Code, **bidders will make a good faith effort to meet the following minimum goals:**

1. If subcontracting opportunities are available, **10%** of the total dollar amount of the contract should be performed by Minority Business Enterprises.
2. Minority workers should perform **18%** of the total hours worked.

B. Failure to submit a **Subcontractor Utilization Statement,** the **Minority Business Enterprise Participation Waiver Request** or **MBE Subcontractor Information Form** as described and provided herein, may cause the bid to be rejected and determined non-responsive.

II. Pre-Bid Efforts when Awarding Subcontracts: Bidders shall make a good faith effort to contact and solicit bids from MBEs for available subcontracting. Subcontracting contact and bidding is to be made prior to bid opening. Subcontract information is to be recorded on the **Subcontractor Utilization Statement** and **MBE Subcontractor Information Form** to be submitted with the bid documents.

III. Waiver:

A. If a contractor does not or cannot meet the City's minority participation goals for contracts, it may seek in writing a waiver. The waiver request shall include, as appropriate:
   1. Evidence of the contractor's good faith efforts to secure participation by MBE and minority workers;
   2. Evidence the contractor received no proposals or inquiries from qualified MBE or firms that employ minority workers in response to a good faith effort to secure participation.

B. Bidders seeking a waiver of MBE goals must submit with the bid documents a **Minority Business Enterprise Participation Waiver Request**.

IV. Change in the Use of Subcontractors or Self-Performance Status: Before the Prime Contractor can deviate from utilizing any of the subcontractors listed on the Subcontractor Utilization Statement, add subcontractors, or declare the intent to self-perform the work; a completed **Notification of Change in Participation** form is to be submitted for each change.

V. Record Keeping and Reporting: The Prime Contractor and subcontractors agree to maintain records demonstrative of their good faith efforts to comply with the participation goals identified in the City Code. All information, including subcontracting, minority participation, and weekly prevailing wage documentation, will be provided through **ePrismSoft**, an electronic web based compliance tracking software. Access to ePrismSoft has been furnished by the City of Decatur. To activate access, the Prime Contractor and all subcontractors are to contact Human Capital Development at webnfo@eprismsoft.com or (309) 692-6400.

VI. Chapter 28, Article 10, of the City Code is included herewith for the information of the bidder.

CITY CODE
CHAPTER 28, ARTICLE 10
MINORITY PARTICIPATION GOALS FOR PUBLIC WORKS CONTRACTS

SECTION 10-1. POLICY:

The City of Decatur encourages a diverse workforce for all public projects. Toward that end, the City establishes goals for participation by Minority Business Enterprises (MBE) and minority workers for public works contracts. The objectives of the minority participation goals include:

A. Ensuring non-discrimination in the award and administration of City public works contracts;
B. Encouraging a level playing field on which MBE and minority workers can compete fairly for City public works contracts;
C. Helping to remove barriers to the participation of MBE and minority workers in City public works contracts;
D. Promoting the use of MBE and minority workers in City public works projects;
E. Ensuring the minority participation goals are narrowly tailored in accordance with applicable law;
F. Providing appropriate flexibility to contractors in establishing and providing opportunities for MBE and minority workers;

SECTION 10-2. DEFINITIONS:

A. **MINORITY:** For purposes of this Article, the City hereby adopts and incorporates by reference "minority person" as defined in the Illinois Business Enterprise for Minorities, Females and Persons with Disabilities Act, 30 ILCS 575/2.
B. **MINORITY BUSINESS ENTERPRISE (MBE):** A business that is owned and controlled by minorities. There must be not less than 51 percent minority ownership of the business, and the minority ownership must control the management and daily operations of the business.

SECTION 10-3. MINORITY PARTICIPATION GOALS IN PUBLIC PROJECTS.

A. Contractors for City projects shall make a good faith effort to comply with the following minimum goals:
   (1) Ten (10) percent of the total dollar amount of the contract should be performed by Minority Business Enterprises if subcontracting opportunities are available; and,
   (2) Eighteen (18) percent of the total hours worked should be performed by minority workers.
B. Subcontracting is not required for a City project. If a subcontractor is used, the contractor shall make a good faith effort to meet the City's minority participation goals.
C. A contractor shall provide evidence of meeting the City's minority participation goals as directed and required by the Public Works Director or provide evidence that it made a good-faith effort to meet the goals.

D. A good faith effort means the contractor took reasonable and necessary steps to achieve the minority participation goals. Good faith means the contractor actively and aggressively sought participation by MBE or minority workers. The City shall consider the quality, quantity and intensity of efforts made by a contractor.

E. Evidence of a good-faith effort includes, but is not limited to, as appropriate:
   (i) Soliciting through all reasonable and available means the interest of MBE and minority workers;
   (ii) Outreach and recruitment efforts of MBE and minority workers;
   (iii) Packaging requirements, when feasible, into tasks or quantities that permit maximum participation from MBE and minority workers;
   (iv) Providing interested MBE and firms that employ minority workers with adequate information about the bidding process, adequate time to respond and assistance in responding to a solicitation;
   (v) Negotiating in good faith with MBE and firms that employ minority workers;
   (vi) Assisting interested MBE and firms that employ minority workers in obtaining bonding, lines of credit or insurance;
   (vii) Assisting interested MBE and firms that employ minority workers in obtaining necessary equipment, supplies or materials;
   (viii) Seeking services from available minority community organizations; minority contractors' groups, minority business assistance offices and other organizations, as appropriate, to provide assistance in recruiting MBE and minority workers;
   (ix) If an MBE or a firm that employs minority workers is rejected, providing sound reasons for rejection based on a thorough investigation of the firm;
   (x) Providing payroll records or other evidence showing the percentage of minority workers employed on the project or the percentage of project hours completed by minority workers;
   (xi) All other good faith efforts or evidence of due diligence to meet the City's minority participation goals.

F. The minority participation goals shall be reviewed annually by the City Manager or his designee. Any changes of the goals shall require a majority vote by Decatur City Council.

SECTION 10-4. <u>PROGRAM ADMINISTRATION:</u>

A. The Public Works Director, or his designee, shall:
   (i) Administer and enforce the provisions of this Article;
   (ii) Monitor, track and report on contractors over the contract duration to ensure compliance with this Article.

SECTION 10-5. <u>PENALTIES:</u>

A. If a contractor fails to meet the City's minority participation goals and fails to provide evidence of a good faith effort to meet the goals, the Public Works Director or his designee may, as appropriate:
   (i) Order immediate corrective action, as appropriate and practicable, to meet the minority participation goals or to show a good faith effort toward meeting the goals;
   (ii) Assess a fine or penalty not to exceed $2,000 for each offense, and each day on which a violation occurs or continues shall be considered a separate offense;

(iii) Withhold the fine or penalty assessed from the unpaid portion of the contract;
(iv) Order that the contractor will not be considered a responsive responsible bidder for future City projects until the contractor provides evidence of making a good faith effort toward meeting the City's minority participation goals.

SECTION 10-6. APPEALS:

The penalty assessed by the Public Works Director or his designee shall be appealable to the City's Human Relations Commission.

SECTION 10-7. WAIVER:

A. If a contractor does not or cannot meet the City's minority participation goals for contracts, it may seek in writing a waiver. The waiver request shall include, as appropriate:
   (i) Evidence of the contractor's good faith efforts to secure participation by MBE and minority workers;
   (ii) Evidence the contractor received no proposals or inquiries from qualified MBE or firms that employ minority workers in response to a good faith effort to secure participation.

B. The Public Works Director or his designee may, at his or her discretion, waive the minority participation goals upon finding:
   (i) The project is essential for city operations;
   (ii) Emergency circumstances require a waiver;
   (iii) Evidence of a good faith effort by the contractor;
   (iv) Evidence the contractor received no proposals or inquiries from qualified MBE or firms that employ minority workers in response to a good faith effort to secure participation.

END OF
MINORITY PARTICIPATION GOALS
FOR PUBLIC WORKS CONTRACTS

BID PROPOSAL

RETURN WITH BID

For Construction of: **2019 Valve & Hydrant Replacement Project**

City Project No.: **2019-23**

Owner: City of Decatur, Illinois

Prospective Bidder:

The undersigned Bidder, having examined the specifications, drawings and all other documents contained in the Contract Documents, and having examined the site where the work is being performed, and having familiarized themselves with any local conditions effecting the work and having knowledge of the cost of work at the place where the work is to be done, hereby proposes to execute and perform the formal Contract set forth in these Contract Documents, of which this Proposal forms a part, and will do the work therein described on the terms and conditions therein set forth; and furnish all required labor, materials, tools, equipment, transportation and services for said work, and pay all applicable taxes and other incidental costs, all in strict conformity with the drawings and specifications forming a part of the Contract Documents, for an amount computed upon the basis of the quantity of work actually performed at the bid prices noted below.

It is understood that any listed quantities of work to be performed at unit prices are approximate only and are intended principally to serve as a guide in evaluating bids.

It is further agreed that any quantities of work to be performed at unit prices and material to be furnished may be increased or decreased as may be considered necessary, in the opinion of the Owner, to complete the work fully as planned and contemplated and that all quantities of work, whether increased or decreased, are to be performed at the unit prices set forth in the Bid Proposal, except as provided for in the General Conditions.

It is further agreed that any lump sum prices may be increased to cover additional work ordered by the Owner, but not shown on the plans or required by the specifications, in accordance with the provisions of the General Conditions. Similarly, they may be decreased to cover deletion of work so ordered. Where supplemental unit prices are available, they shall be used to adjust lump sum prices.

By submitting a bid, the Bidder acknowledges the understanding that the bid process is solely intended to serve the public interest in achieving the highest quality of services and goods at the lowest price, and that no right, interest, or expectation shall vest or inure to the benefit of Bidders as a result of any reliance or participation in the process.

BID PROPOSAL

RETURN WITH BID

In submitting this Proposal, it is understood that the right is reserved by the Owner to reject any or all Proposals and waive informalities or irregularities in Proposals. The Owner also reserves the right to delay the award of a contract for a period not to exceed 45 days from the date of the opening.

The undersigned further agrees, if awarded the Contract for the work included in this Proposal, to begin and to complete and deliver the work contemplated in accordance with all the conditions set forth in the Contract Documents.

The undersigned has carefully checked the figures inserted by them and understands that they are the Bidder's sole responsibility, and the Owner will not be responsible for any errors or omissions on the part of the undersigned Bidder in preparing this Proposal.

The undersigned certifies that this Proposal is genuine, not collusive, or made in the interest or behalf of any person not named as provided in the Instruction to Bidders, and that the undersigned has not, directly, or indirectly, induced or solicited any other Bidder, or induced any other person, firm, or corporation to refrain from submitting a proposal, and the undersigned has not in any manner sought by collusion to secure for themselves an advantage over any other Bidder.

Attached, as a proposal guaranty, is a properly certified check made payable to "Treasurer, City of Decatur", Decatur, Illinois, in an amount not less than ten (10) percent of the bid; or a cashier's check made payable to "Treasurer, City of Decatur", Decatur, Illinois, in an amount not less than ten (10) percent of the bid; or a bid bond on a form approved by the City of Decatur, executed by a surety company satisfactory to the City in an amount not less than ten (10) percent of the bid.

It is expressly understood that the proposal guaranty is given as a guarantee that the bidder will execute the contract and furnish acceptable bonds and required insurance, if awarded the work, and the amount thereof represents the agreed damages that the Owner will sustain if the bidder fails or refuses within ten (10) days from and including the date of the Notice of Award of the Contract, to execute and deliver said Contract and deliver the required bonds and insurance shall be just cause for the cancellation of the award and the forfeiture of the proposal guaranty which shall become the property of the City, not as penalty, but in liquidation of damages done. Award may be then made to the next lowest qualified bidder, or the work re-advertised and constructed under contract, or otherwise, as the City may decide.

The Bidder grants the Owner the right to hold the lowest three (3) Proposals received, together with the accompanying bid securities, for a period of 45 days after the date of opening of said Proposals.

BID PROPOSAL

RETURN WITH BID

The undersigned Bidder further grants the Owner the right to award this Contract on the basis of any possible combinations of Base Bid and add/deduct alternate(s) (if any) that best suits the Owner's needs.

The undersigned Bidder acknowledges receipt of the following addenda:

Addenda #	Dated	Initial
ADDENDUM #1	2.12.19	WKK

The undersigned Bidder expressly agrees to the following provisions:

A. That the bid stated shall include the utilization of the Subcontractor(s) listed in the List of Subcontractors below.

B. That the Subcontractor(s) listed below shall not be changed by the Contractor unless the Subcontractor(s) are unable to perform due to bankruptcy, labor strikes, or termination of business by the Subcontractor(s).

C. That any Subcontractor(s) shall be subject to Owner approval.

List below any Subcontractor(s) whose subcontract(s) exceed $ 5,000.

	SUBCONTRACTOR	TYPE OF WORK
1.	None	
2.		
3.		
4.		

ADDENDUM NO. 1

TO PLANS, SPECIFICATIONS AND CONTRACT DOCUMENTS FOR: 2019 VALVE AND HYDRANT REPLACEMENT PROJECT VARIOUS LOCATIONS CITY PROJECT 2019-23 DATED JANUARY 2019

AD-1-1 NOTICE

1.01 This Addendum No. 1 dated February 12, 2019, to the Plans, Specifications and Contract Documents for the above captioned project, supersedes all contrary and conflicting information of the above-mentioned bid proposal documents, which are hereby supplemented in certain particulars as follows:

AD-1-2 BID PROPOSAL

2.01 Insert the attached pre-bid meeting sign-in sheet and meeting minutes from the Pre-Bid Meeting on February 8, 2019.

Please make the proper acknowledgment of **addenda #1** on page **15** of your bidding documents.

END OF ADDENDUM NO. 1

City Engineer: _____ Date: 2/12/2019

Pre-bid Meeting Minutes
for

2019 VALVE AND HYDRANT REPLACEMENT PROJECT

CITY PROJECT 2019-23

Public Works Conference Room
10:00 a.m., Friday, February 8, 2019

I. Introduction

Paul Caswell introduced the project. This is a mandatory pre-bid meeting. Only those bidders who are listed on the attendance sheet will be allowed to bid on the project.

II. Project Review

Installing water main and associated appurtenances in Fairlawn Neighborhood to include Replacing 6", 12" and 16" valves and fire hydrants throughout the city. There will be 4 line stops, 2 – 12" and 2 – 16. Three locations are scheduled for night or weekend replacements and one fire hydrant shall be replaced during the summer school break.

The work also includes items of pavement and landscape restoration, and traffic control.

III. Minority Participation Goals Review of City Code Chapter 28, Article 10 (Handout and Discussion).

Paul Caswell Discussed the Minority Participation Goals

A. Policy

*The City requires that general contractors show good faith efforts to meet the City's goals of 10% of the project amount be used to hire MBE subcontractors when subcontracting opportunities exist, **and** 18% total hours are to be worked by minority employees. Note that there are two goals that need to be addressed.*

B. Definitions

The Prospective bidders are directed to the attached handout that provides an excerpt of the State's definition of a minority.

C. Project Goals and Good Faith Efforts

1. Subcontracting is not required but if a subcontractor is used a Good Faith Effort must be made to fill the stated goal.

2. The Contractor shall put forward good faith efforts to "actively and aggressively" seek the participation of MBE or minority workers. Discuss options to assist in "actively and aggressively" seeking this participation.

It is expected that a demonstration of "active" and "aggressive" will include actual direct contact with or working with a minority subcontractor in a manner that leads them to provide actual quotes for the work to be subcontracted. This is benefited by the development of an ongoing relationship with minority subcontractors.

3. The City's expectation of what will be required to demonstrate a Good Faith Effort.

The City regards a good faith effort, at a minimum, to include direct contacts with 2-3 MBE subcontractors for ***each*** *subcontracting opportunity until the goal is met. The contacts must be with subcontractors that provide the type of work that is being subcontracted. Mass e-mail contacts alone are not considered a good faith effort. Documented follow up requests are required if no response is received. The bidder is to provide all work, all contacts, the method of contact (email, phone, personal, etc.), and the results of each contact.* ***Email requests with no reply or other evidence of direct contact are not considered to be acceptable direct contacts.***

City staff can have no contact with bidders regarding their bid submittal after bids have been opened, so their only opportunity to demonstrate a good faith effort, is to provide all supportive evidence with the bid document. For the benefit of the review that must be conducted by City staff, it is helpful for the bidders to group their direct contacts according to the subcontracting opportunity.

Minority Workers Goal: 18% total hours worked should be performed by minority workers.

The City tracks this goal through ePrismSoft and prevailing wage reports when required.

IV. Other Items

Bidders should check Decatur Blueprint's website before submitting a bid to make sure there are no addenda's missing. Only contractors on Decatur Blueprint's plan holder list will get updates on addenda's. You have to purchase the plans to get on their list. Simply downloading a set of plans from the website does not put you on the bidders list.

1. GC-27 Use of Fire Hydrants
   discussed the need to use a hydrant meter for any water used other than the first water main flush.
2. SP-2 Completion Date
   Completion date was discussed
3. SP-3 Schedule of Work
   discussed the need to provide and adhere to a schedule, weekly schedule updates should be provided. Need to provide the City 14 day notice for approval before starting. Also night and weekend work is required.
4. Traffic Control

Discussed traffic control required per IDOT standards on William St

End 10:35

CITY CODE
CHAPTER 28, ARTICLE 10
MINORITY PARTICIPATION GOALS FOR PUBLIC WORKS CONTRACTS

The "minority person" definition contained in the Illinois Business Enterprise for Minorities, Females and Persons with Disabilities Act, 30 ILCS 575/2 is contained at the back of this handout.

SECTION 10-1. POLICY:

The City of Decatur encourages a diverse workforce for all public projects. Toward that end, the City establishes goals for participation by Minority Business Enterprises (MBE) and minority workers for public works contracts. The objectives of the minority participation goals include:

A. Ensuring non-discrimination in the award and administration of City public works contracts;
B. Encouraging a level playing field on which MBE and minority workers can compete fairly for City public works contracts;
C. Helping to remove barriers to the participation of MBE and minority workers in City public works contracts;
D. Promoting the use of MBE and minority workers in City public works projects;
E. Ensuring the minority participation goals are narrowly tailored in accordance with applicable law;
F. Providing appropriate flexibility to contractors in establishing and providing opportunities for MBE and minority workers;

SECTION 10-2. DEFINITIONS:

A. **MINORITY:** For purposes of this Article, the City hereby adopts and incorporates by reference "minority person" as defined in the Illinois Business Enterprise for Minorities, Females and Persons with Disabilities Act, 30 ILCS 575/2.
B. **MINORITY BUSINESS ENTERPRISE (MBE):** A business that is owned and controlled by minorities. There must be not less than 51 percent minority ownership of the business, and the minority ownership must control the management and daily operations of the business.

SECTION 10-3. MINORITY PARTICIPATION GOALS IN PUBLIC PROJECTS.

A. Contractors for City projects shall make a good faith effort to comply with the following minimum goals:
   (1) Ten (10) percent of the total dollar amount of the contract should be performed by Minority Business Enterprises if subcontracting opportunities are available; and,
   (2) Eighteen (18) percent of the total hours worked should be performed by minority workers.
B. Subcontracting is not required for a City project. If a subcontractor is used, the contractor shall make a good faith effort to meet the City's minority participation goals.

C. A contractor shall provide evidence of meeting the City's minority participation goals as directed and required by the Public Works Director or provide evidence that it made a good-faith effort to meet the goals.

D. A good faith effort means the contractor took reasonable and necessary steps to achieve the minority participation goals. Good faith means the contractor actively and aggressively sought participation by MBE or minority workers. The City shall consider the quality, quantity and intensity of efforts made by a contractor.

E. Evidence of a good-faith effort includes, but is not limited to, as appropriate:

(i) Soliciting through all reasonable and available means the interest of MBE and minority workers;

(ii) Outreach and recruitment efforts of MBE and minority workers;

(iii) Packaging requirements, when feasible, into tasks or quantities that permit maximum participation from MBE and minority workers;

(iv) Providing interested MBE and firms that employ minority workers with adequate information about the bidding process, adequate time to respond and assistance in responding to a solicitation;

(v) Negotiating in good faith with MBE and firms that employ minority workers;

(vi) Assisting interested MBE and firms that employ minority workers in obtaining bonding, lines of credit or insurance;

(vii) Assisting interested MBE and firms that employ minority workers in obtaining necessary equipment, supplies or materials;

(viii) Seeking services from available minority community organizations; minority contractors' groups, minority business assistance offices and other organizations, as appropriate, to provide assistance in recruiting MBE and minority workers;

(ix) If an MBE or a firm that employs minority workers is rejected, providing sound reasons for rejection based on a thorough investigation of the firm;

(x) Providing payroll records or other evidence showing the percentage of minority workers employed on the project or the percentage of project hours completed by minority workers; *[This is provide through Prevailing Wage documentation]*

(xi) All other good faith efforts or evidence of due diligence to meet the City's minority participation goals.

F. The minority participation goals shall be reviewed annually by the City Manager or his designee. Any changes of the goals shall require a majority vote by Decatur City Council.

SECTION 10-4. <u>PROGRAM ADMINISTRATION:</u>

A. The Public Works Director, or his designee, shall:

(i) Administer and enforce the provisions of this Article;

(ii) Monitor, track and report on contractors over the contract duration to ensure compliance with this Article.

SECTION 10-5. <u>PENALTIES:</u>

A. If a contractor fails to meet the City's minority participation goals and fails to provide evidence of a good faith effort to meet the goals, the Public Works Director or his designee may, as appropriate:

(i) Order immediate corrective action, as appropriate and practicable, to meet the minority participation goals or to show a good faith effort toward meeting the goals;
(ii) Assess a fine or penalty not to exceed $2,000 for each offense, and each day on which a violation occurs or continues shall be considered a separate offense;
(iii) Withhold the fine or penalty assessed from the unpaid portion of the contract;
(iv) Order that the contractor will not be considered a responsive responsible bidder for future City projects until the contractor provides evidence of making a good faith effort toward meeting the City's minority participation goals.

SECTION 10-6. APPEALS:

The penalty assessed by the Public Works Director or his designee shall be appealable to the City's Human Relations Commission.

SECTION 10-7. WAIVER:

A. If a contractor does not or cannot meet the City's minority participation goals for contracts, it may seek in writing a waiver. The waiver request shall include, as appropriate:
   (i) Evidence of the contractor's good faith efforts to secure participation by MBE and minority workers;
   (ii) Evidence the contractor received no proposals or inquiries from qualified MBE or firms that employ minority workers in response to a good faith effort to secure participation.

B. The Public Works Director or his designee may, at his or her discretion, waive the minority participation goals upon finding:
   (i) The project is essential for city operations;
   (ii) Emergency circumstances require a waiver;
   (iii) Evidence of a good faith effort by the contractor;
   (iv) Evidence the contractor received no proposals or inquiries from qualified MBE or firms that employ minority workers in response to a good faith effort to secure participation.

Illinois Business Enterprise for Minorities, Females and Persons with Disabilities Act, 30 ILCS 575/2

(30 ILCS 575/2)

(Section scheduled to be repealed on June 30, 2016)

Sec. 2. Definitions.

(A) For the purpose of this Act, the following terms shall have the following definitions:

(1) "Minority person" shall mean a person who is a citizen or lawful permanent resident of the United States and who is any of the following:

(a) American Indian or Alaska Native (a person having origins in any of the original peoples of North and South America, including Central America, and who maintains tribal affiliation or community attachment).

(b) Asian (a person having origins in any of the original peoples of the Far East, Southeast Asia, or the Indian subcontinent, including, but not limited to, Cambodia, China, India, Japan, Korea, Malaysia, Pakistan, the Philippine Islands, Thailand, and Vietnam).

(c) Black or African American (a person having origins in any of the black racial groups of Africa). Terms such as "Haitian" or "Negro" can be used in addition to "Black or African American".

(d) Hispanic or Latino (a person of Cuban, Mexican, Puerto Rican, South or Central American, or other Spanish culture or origin, regardless of race).

(e) Native Hawaiian or Other Pacific Islander (a person having origins in any of the original peoples of Hawaii, Guam, Samoa, or other Pacific Islands).

Pre-Bid Sign-In Sheet

2019 Valve and Hydrant Replacement Project

City Project 2019-23

February 08, 2019 @ 10:30 A.M., Public Works Conference Room

Name / Email Address	Representing	Phone Number / Fax Number	In Person (P) Conference Call (C)
1) Karen Bohman + Kayla	Enthers	217-428-1865	P P
Email: karenenthersex@gmail.com			C
2) JARED BUEDICK	BUEDICK CO.	217-429-2385	P P
Email: JARED@BUEDICKPLUMBING.COM		217-855-0322	C
3) Jeff Buedick	BUEDICK	(217) 429-235	P P
Email: jeff@buedickplumbing.com			C
4) Katie Kinney	Kinney Contractors	217 729 3322	P
Email: Kinney@roadbuilders.net			C
5) Karl Ziemer	City of Decatur	217-424-2886	P
Email: kziemer@decaturil.gov		217-420-0605	C
6) Jamie Richardson	Walker	309-674-6617	P Call in
Email: office@walkerexc.com			C
7)			P
Email:			C
8)			P
Email:			C
9)			P
Email:			C
10)			P
Email:			C
11)			P
Email:			C
12)			P
Email:			C
13)			P
Email:			C
14)			P
Email:			C
15)			P
Email:			C

RETURN WITH BID

DATE Feb 20 **, 2019**

(If an Individual)
Signature of Bidder _____ (SEAL)

Tax ID #: _____

Business & E-mail
Address _____

_____

(If a Co-Partnership)
Firm Name _____ (SEAL)

By: _____

Business & E-mail
Addresses _____

_____

Names of All Members of
Firm _____

_____

(If a Corporation)
Corporate Name Kinney Contractors (SEAL)

By: William L. Kinney
~~Vice~~ President

Business & E-mail
Addresses 19342 East Frontage Rd
Raymond, IL 62560

Names of Officers William L. Kinney
President

Robert J. Kinney
Secretary

William L. Kinney
Treasurer

Attest: Robert J. Kinney
Secretary

CITY OF DECATUR, ILLINOIS
DEPARTMENT OF PUBLIC WORKS
for
2019 VALVE & HYDRANT REPLACEMENT PROJECT
CITY PROJECT 2019-23

WORK ITEM	DESCRIPTION	PAY UNIT	QTY	UNIT PRICE	EXTENSION
1	6 INCH POLYWRAPPED D.I.P. WATER MAIN	FEET	120	60.00	7200.00
2	12 INCH POLYWRAPPED D.I.P. WATER MAIN	FEET	80	72.00	5760.00
3	16 INCH POLYWRAPPED D.I.P. WATER MAIN	FEET	60	108.00	6480.00
4	12 INCH LINE STOP	EACH	2	7800.00	15,600.00
5	16 INCH LINE STOP	EACH	4	19,800.00	79,200.00
6	6 INCH VALVE, MJ, W/VALVE BOX	EACH	3	2800.00	8400.00
7	12 INCH VALVE, MJ, W/VALVE BOX	EACH	7	3700.00	25,900.00
8	16 INCH SIDE OPERATOR VALVE, MJ, W/VALVE BOX	EACH	5	10,100.00	50,500.00
9	6 INCH SLEEVE, MJ	EACH	2	600.00	1200.00
10	6 INCH MECHANICAL JOINT KIT	EACH	4	22.00	88.00
11	6 INCH GRIP RINGS	EACH	32	54.00	1728.00
12	12 INCH SLEEVE, MJ	EACH	14	1400.00	19,600.00
13	12 INCH MECHANICAL JOINT KIT	EACH	28	150.00	4200.00
14	16 INCH SLEEVE, MJ	EACH	10	1550.00	15,500.00
15	16 INCH MECHANICAL JOINT KIT	EACH	28	320.00	8960.00
16	16 INCH X 6 INCH TEE, MJ	EACH	1	1750.00	1750.00
17	16 INCH X 6 INCH TAPPING SLEEVE AND VALVE, MJ	EACH	1	5000.00	5000.00
18	6 INCH X 6 INCH TAPPING SLEEVE AND VALVE, MJ W/VALVE BOX	EACH	4	3700.00	14,800.00
19	6 INCH CAPS	EACH	2	1600.00	3200.00

WORK ITEM	DESCRIPTION	PAY UNIT	QTY	UNIT PRICE	EXTENSION
20	FIRE HYDRANT, 4.5 FT BURY	EACH	7	4300.00	30,100.00
21	REMOVE FIRE HYDRANT AND ABANDON EXISTING VALVE	EACH	2	650.00	1300.00
22	CUT AND PLUG EXISTING VALVE	EACH	2	550.00	1100.00
23	VALVE BOX REMOVAL	EACH	10	2750.00	27,500.00
24	TRENCH BACKFILL	TONS	850	25.00	21,250.00
25	PAVEMENT SAW CUTS	FEET	600	4.00	2400.00
26	CLASS D PATCHES, 5 INCH PAVEMENT	SQ YD	150	130.00	19,500.00
27	CLASS B PATCHES, 8 INCH PAVEMENT	SQ YD	160	145.00	23,200.00
28	SEEDING, CLASS 1 (LAWN MIXTURE) (100 LB/ACRE)	LB	15.00	160.00	2400.00
29	PHOSPHORUS FERTILIZER NUTRIENT (90 LB/ACRE)	LB	15.00	5.00	75.00
30	POTASSIUM FERTILIZER NUTRIENT (90 LB/ACRE)	LB	15.00	5.00	75.00
31	NITROGEN FERTILIZER NUTRIENT (90 LB/ACRE)	LB	15.00	5.00	75.00
32	MULCH, METHOD 2 (2 TONS/ACRE)	LB	300	8.00	2400.00
33	EXPLORATION EXCAVATIONS	EACH	10	800.00	8000.00
34	TRAFFIC CONTROL	LSUM	1	10,000.00	10,000.00
35	MOBILIZATION	LSUM	1	10,000.00	10,000.00
36	ALTERATIONS, CANCELLATIONS, EXTENSIONS, DEDUCTIONS AND EXTRA WORK	LSUM	1	$30,000.00	$30,000.00

TOTAL BID $ 464,441.00

City of Decatur, Illinois
#1 Gary K. Anderson Plaza
Decatur, IL 62523-1196

RETURN WITH BID

Subcontractor Utilization Statement

Date:	Feb 20, 2019	Project Title:	2019 Valve + Hydrant Replacement
Total Contract Value:	464,441.00	Project Number:	2019-23

Section I: Prime Contractor Information

Prime Contractor: Kinney Contractors

Address: 19342 East Frontage Rd
Raymond, IL 62560

Phone: (217) 229-3322

Contact Person: William L. Kinney - President

Email: Kinney@roadbuilder.net

Section II: Selected Subcontractors

Subcontractor Name	MBE or Non-MBE	Amount	% of Total Contract	Scope of Work
None				
Totals				

- If more subcontractors are utilized, please copy this form and attach the additional information.

Section III: MBE subcontractors that submitted bids but were not selected

Subcontractor Name	Scope of Work Bid	Reason for Denial
None		

Section III Continued: MBE subcontractors that submitted bids but were not selected

Subcontractor Name	Scope of Work Bid	Reason for Denial
• If more firms submitted quotes, please copy this form and attach the additional information.		

Section IV: MBE subcontractors that were contacted for this project

Subcontractor Name	Method of Contact	Contact Outcome
NONE		
• If more firms were contacted, please copy this form and attach the additional information.		

Section V:
The City of Decatur is committed to promoting minority participation in public works construction projects and in accordance with Article 28-10 of the City Code, has established the subcontractor utilization goal of 10% Minority Business Enterprises that are to be used in the execution of this project. Prime Contractors have an obligation to make a good faith effort to advance the City's commitment to increase diversity among the firms working on City construction projects.

This form must be completed and submitted with the bid proposal. All subcontractors intended for use on this project shall be listed in the columns above; along with the total amount to be paid to the subcontractors; percentage of total contract; and scope of work. If for whatever reason the Prime Contractor has to utilize a subcontractor not listed above, they must submit a **Notification of Change in Participation** with the necessary support documentation.

The undersigned certifies that the information included herein is true and correct; the subcontractors listed above have agreed to perform the scope of work described. The undersigned further certifies that it has no controlling, dominating, or conflict of interest in any of the listed subcontractors.

William L Kinney
Signature of Prime Contractor

Feb 20, 2019
Date

City of Decatur, Illinois
#1 Gary K. Anderson Plaza
Decatur, IL 62523-1196

RETURN WITH BID WHEN REQUIRED

Minority Business Enterprise Participation Waiver Request

Date:	Feb 20, 2019	Project Title:	2019 Valve + Hydrant Project
		Project Number:	2019-23

Prime Contractor: Kinney Contractors

Address: 19342 East Frontage Rd
Raymond, IL 62560

Phone: (217) 229-3322

Contact Person: William L. Kinney

Email: Kinney@roadbuilder.net

We hereby request to waive all of the Minority Business Enterprise (MBE) participation goals on the above named project for the following reason(s). The firm further affirms that the stated reasons and documents provided are true and correct and not misleading.

CHECK ALL THAT APPLY. SPECIFIC SUPPORTING DOCUMENTATION MUST BE SUBMITTED AS INDICATED.

☐	An insufficient number of MBEs responded to our invitation to bid. (Attach a list of MBEs contacted for each work item to be subcontracted along with the dollar amount for each item)
☒	No subcontracting opportunities exist. (Attach explanation)
☐	The award of subcontract(s) is impracticable. (Attach explanation)

William L Kinney — Signature of Prime Contractor

Feb 20, 2019 — Date

FOR OFFICIAL USE ONLY

☐ APPROVED	☐ DISAPPROVED

The minority participation goals are waived on this project for the following reason(s) (see Article 28-10-7 City Code):

☐	The project is essential for City operations.
☐	Emergency circumstances require a waiver.
☐	Evidence of a good faith effort by the contractor.
☐	Evidence the contractor received no proposals or inquiries from qualified MBE or firms that employ minority workers in response to a good faith effort to secure participation.

REVIEWED BY:

Public Works Director — Date

19342 E. Frontage Road
Raymond, IL 62560
Tel: 217-229-3322
Fax: 217-229-3609

KINNEY
CONTRACTORS, INC.

4765 Industrial Dr.
Springfield, IL 62703
Tel: 217-679-0818
Fax: 217-679-2679

February 19, 2019

RE: 2019 Valve and Hydrant Replacement Project
City Project 2019-23

There are not any subcontracting opportunities available in the above mentioned project. The project will be 100% self-performed by Kinney Contractors, Inc.

Sincerely,

KINNEY CONTRATORS, INC.

William L Kinney

William L Kinney
President

City of Decatur, Illinois
#1 Gary K. Anderson Plaza
Decatur, IL 62523-1196

RETURN WITH BID FOR EACH MBE SUBCONTRACTOR

MBE Subcontractor Information Form

Date:	Feb 20, 2019	Project Title:	2019 Valve + Hydrant Project
Total Contract Value:	464,441.00	Project Number:	2013-93

Section I: MBE Subcontractor Information

Subcontractor: NA

Address:

Phone:

Contact Person:

Email:

Section II: Estimated Work

Description of Scope of Work Agreed Upon	Estimated Amount	Estimated % of Total Contract

This form must be completed and submitted with the bid proposal for each MBE Subcontractor. All Subcontractors intended for use on this project shall have an **MBE Subcontractor Information Form** signed by the prime contractor and subcontractor. If for whatever reason the Prime Contractor changes or adds a Subcontractor, a **Notification of Change in Participation Form** and **MBE Subcontractor Information Form** with the necessary support documentation must be submitted and approved.

The undersigned certifies that the information included herein is true and correct and the subcontractor has agreed to perform the scope of work described. The undersigned further certifies that this form is not a Contract between the City, Prime Contractor or Subcontractor.

Prime Contractor Signature	Print
William L Kinney	William L. Kinney
Title	**Date**
President	2/6/2019

Subcontractor Signature	Print
Title	**Date**

NON-COLLUSION AFFIDAVIT

RETURN WITH BID

STATE OF Illinois)
) ss
COUNTY OF Montgomery)

William L. Kinney, being first duly sworn, deposes and says that they are President (sole owner, partner, president, secretary, etc.) of Kinney Contractors, the party making the foregoing bid; that such bid is not made in the interest of or on behalf of any undisclosed person, partnership, company, association, organization or corporation; that such bid is genuine and not collusive or sham; that said bidder has not directly or indirectly induced or solicited any other bidder to put in a false or sham bid, and has not directly or indirectly colluded, conspired, connived, or agreed with any bidder or anyone else to put in a sham bid, or that anyone shall refrain from bidding; that said bidder has not in any manner, directly or indirectly, sought by agreement, communication or conference with anyone to fix the bid price of said bidder or of any other bidder, or to fix any overhead, profit or cost element of such bid price, or of that of any other bidder, or to secure any advantage against the public body awarding the contract or anyone interested in the proposed contract; that all statements contained in such bid are true; and, further, that said bidder has not, directly or indirectly, submitted their bid price or any breakdown thereof, or the contents thereof, or divulged information or data relative thereto, or paid and will not pay any fee in connection therewith to any corporation, partnership, company, association, organization, bid depository, or to any member or agent thereof, or to any other individual except to such person or persons as have a partnership or other financial interest with said bidder in their general business.

OFFICIAL SEAL
Nancy Davenport
Notary Public, State of Illinois
My Commission Expires 08/21/2021

Signed:

President - William L. Kinney
Title

Subscribed and sworn to before me this 20 day of February, 2019.

(SEAL)

Nancy Davenport
Notary Public

*The Owner reserves the right, before any award of contract is made, to require of any bidder to whom it may make an award of the Contract, a duly executed non-collusion affidavit in the form designated above.

City of Decatur, Illinois
#1 Gary K. Anderson Plaza
Decatur, IL 62523-1196

Notification of Change in Participation

Date:		Project Title:	
		Project Number:	

Prime Contractor: _____

Address: _____

_____

Phone: _____

Contact Person: _____

Email: _____

If changing from a previously identified subcontractor to another or to change from self-performing to a subcontractor, complete the following:

From Name:			To Name:		
Address:			Address:		
Phone:			Phone:		
Status:	☐ MBE	☐ Non-MBE	Status:	☐ MBE	☐ Non-MBE
			Contract Amount:		
Will the scope of work change?	☐ Yes	☐ No	% of Total Contract:		

Describe the scope of work change:
Reason for subcontractor change:
Describe good faith efforts to utilize a MBE:

Signature of Prime Contractor

Date

City of Decatur, Illinois
#1 Gary K. Anderson Plaza
Decatur, IL 62523-1196

Final Subcontractor Participation Documentation

Date:		Project Title:	
Total Contract Value:		Project Number:	

Section I: Prime Contractor Information

Prime Contractor: _____

Address: _____

_____

Phone: _____

Contact Person: _____

Email: _____

Section II: Selected Non-MBE Subcontractors

Subcontractor Name	Estimated Amount	Est. % of Total Contract	Actual Amount	Actual % of Total Contract
Non-MBE Subcontractor Total				

If more subcontractors are utilized, please copy this form and attach the additional information.

Section III: Selected MBE Subcontractors

Subcontractor Name	Estimated Amount	Est. % of Total Contract	Actual Amount	Actual % of Total Contract
MBE Subcontractor Totals				
If more subcontractors are utilized, please copy this form and attach the additional information.				

CHECK ALL THAT APPLY. SPECIFIC SUPPORTING DOCUMENTATION MUST BE SUBMITTED AS INDICATED.

☐	MBE Goal for subcontractor utilization of 10% **has been** reached
☐	MBE Goal for subcontractor utilization of 10% **has not been** reached but Contractor **has** met the goal estimated on the **Subcontractor Utilization Statement** submitted at Bid
☐	MBE Goal for subcontractor utilization of 10% **has not been** reached and Contractor **has not** met the goal estimated on the **Subcontractor Utilization Statement** submitted at Bid (attach explanation)
☐	Other – (State reason and attach explanation)

The undersigned certifies that the information included herein is true and correct, failure to submit this form may result in delay of the final payment.

Signature of Prime Contractor

Date

CONTRACT

THIS CONTRACT, made and entered into this 4th day of March, 2019, by and between the City of Decatur, Illinois, hereinafter called "Owner", and Kinney Contractors, Inc., hereinafter called the "Contractor".

WITNESSETH:

That for and in consideration of the payments, covenants, and agreements stated herein, the Contractor and Owner agree as follows:

1. The Contractor shall perform and complete in a Good and Workmanlike Manner all Work required in connection with **"2019 VALVE & HYDRANT REPLACEMENT PROJECT, CITY PROJECT 2019-23",** all in strict accordance with the Contract Documents, including any and all Addenda prepared by the City Engineer, with specifications and drawings are made a part of this Contract; and in strict compliance with the Contractor's Bid Proposal and the other Contract Documents herein mentioned, which are a part of the Contract; and the Contractor shall do everything required by this Contract and the other documents constituting a part thereof.

2. Payments are to be made to the Contractor by the Owner in accordance with and subject to the provisions embodied in the documents made a part of this Contract, or as prescribed by law.

3. Work under this Contract shall commence on the date specified in the written Notice to Proceed from the Owner to the Contractor. Upon receipt of said Notice, the Contractor shall diligently and continuously prosecute and substantially complete all Work under this Contract.

4. **A Completion Date is in effect for this project in accordance with Section 108 of the Illinois Department of Transportation, Standard Specifications for Road and Bridge Construction. Work shall be complete by December 20, 2019.**

5. This Contract consists of the following component parts, herein defined as the Contract Documents, all of which are as full a part of this Contract as if herein set out verbatim, or if not attached, as if hereto attached:

Advertisement for Bids	General Conditions
Information for Bidders	Special Conditions
Bid Proposal	Standard Specifications
Non-Collusion Affidavit	Project Drawings
Contract (This Instrument)	Special Provisions
Contract Change Orders	Supplemental Specifications
Performance Bond	Appendix(s)
Addenda No. 1, Dated February 12, 2019	

The above-named documents are essential parts of the Contract, and a requirement occurring in one is as binding as though occurring in all. They are intended to be complementary and to describe and provide for a complete work product.
In case of discrepancy, the order of precedence is as follows:

1. Contract Change Orders
2. Addenda
3. Contract
4. Special Provisions & Drawings
5. Special Conditions
6. Supplemental Specifications
7. General Conditions

In the event there is a conflict between any of the above listed documents, the provision of the document with the lower numerical value shall govern over those documents with a high numerical value.

The Contractor shall not take advantage of any apparent error or omission in the plans or specifications. In the event the Contractor discovers such an error or omission, the bidder shall immediately notify the Owner. The Owner will then make such corrections and interpretations as may be deemed necessary for fulfilling the intent of the plans and specifications.

6. It is agreed by the parties to this Contract that this Contract shall be executed in quadruplicate, one copy for the Contractor, and three copies for the Owner.

ATTEST: CITY OF DECATUR, ILLINOIS

_____ By _____
CITY CLERK MAYOR

KINNEY CONTRACTORS, INC.

_____ By _____
SECRETARY (Corporate Seal) PRESIDENT

City of Decatur, Illinois

Contract Bond

Project 2019 VALVE & HYDRANT REPLACEMENT PROJECT

Project Number 2019-23

We, Kinney Contractors, Inc.

a/an) ☐ Individual ☐ Co-partnership ☐ Corporation organized under the laws of the _____ ,

as PRINCIPAL, and _____

_____ as SURETY,

are held and firmly bound unto the City of Decatur (hereafter referred to as "CITY") in the penal sum of

Four Hundred Sixty-Four Thousand, Four Hundred Forty-One and no/100 ----------

_____ Dollars ($464,441.00), lawful money of the United States, well and truly to be paid unto said CITY, for the payment of which we bind ourselves, our heirs, executors, administrators, successors, jointly to pay to the CITY this sum under the conditions of this instrument.

WHEREAS THE CONDITION OF THE FOREGOING OBLIGATION IS SUCH that, the said Principal has entered into a written contract with the CITY for the construction of work on the above City Project, which contract is hereby referred to and made a part hereof, as if written herein at length, and whereby the said Principal has promised and agreed to perform said work in accordance with the terms of said contract, and has promised to pay all sums of money due for any labor, materials, apparatus, fixtures or machinery furnished to such Principal for the purpose of performing such work and has further agreed to pay all direct and indirect damages to any person, firm, company or corporation suffered or sustained on account of the performance of such work during the time thereof and until such work is completed and accepted; and has further agreed that this bond shall inure to the benefit of any person, firm, company or corporation to whom any money may be due from the Principal, subcontractor or otherwise for any such labor, materials, apparatus, fixtures or machinery so furnished and that suit may be maintained on such bond by any such person, firm, company or corporation for the recovery of any such money.

NOW THEREFORE, if the said Principal shall well and truly perform said work in accordance with the terms of said contract, and shall pay all sums of money due or to become due for any labor, materials, apparatus, fixtures or machinery furnished to him for the purpose of constructing such work, and shall commence and complete the work within the time prescribed in said contract, and shall pay and discharge all damages, direct and indirect, that may be suffered or sustained on account of such work during the time of the performance thereof and until the said work shall have been accepted, and shall hold the CITY harmless on account of any such damages and shall in all respects fully and faithfully comply with all the provisions, conditions and requirements of said contract, then this obligation to be void; otherwise to remain in full force and effect.

IN TESTIMONY WHEREOF, the said PRINCIPAL and the said SURETY have caused this instrument to be signed by their respective officers this _____ day of _____ A.D. _____

PRINCIPAL

_____ (Company Name)

By: _____ (Signature & Title)

Attest: _____ (Signature & Title)

_____ (Company Name)

By: _____ (Signature & Title)

Attest: _____ (Signature & Title)

(If PRINCIPAL is a joint venture of two or more contractors, the company names and authorized signature of each contractor must be affixed.)

STATE OF ILLINOIS,

COUNTY OF _____

I, _____, a Notary Public in and for said county, do hereby certify that

_____

_____

(Insert names of individuals signing on behalf or PRINCIPAL)

who are each personally known to me to be the same persons whose names are subscribed to the foregoing instrument on behalf of PRINCIPAL, appeared before me this day in person and acknowledged respectively, that they signed and delivered said instrument as their free and voluntary act for the uses and purposes therein set forth.

Given under my hand and notarial seal this _____ day of _____ A.D. _____

My commission expires _____ _____ Notary Public **(SEAL)**

SURETY

_____ (Name of Surety)

By: _____ (Signature of Attorney-in-Fact)

STATE OF ILLINOIS, **(SEAL)**

COUNTY OF _____

I, _____, a Notary Public in and for said county, do hereby certify that

_____

_____

(Insert names of individuals signing on behalf or SURETY)

who are each personally known to me to be the same persons whose names are subscribed to the foregoing instrument on behalf of SURETY, appeared before me this day in person and acknowledged respectively, that they signed and delivered said instrument as their free and voluntary act for the uses and purposes therein set forth.

Given under my hand and notarial seal this _____ day of _____ A.D. _____

My commission expires _____ _____ Notary Public **(SEAL)**

CITY OF DECATUR

Approved this 4th day of March, A.D. 2019

Attest:

_____ Kim L. Althoff, City Clerk

City Council _____ City of Decatur, Illinois

City Clerk

_____ Julie Moore Wolfe, Mayor

GENERAL CONDITIONS

INDEX

Title	Page
Index	31
Certificate of Insurance	32 to 33
Clean Up	34
Construction Staking	34
Contract Warranty	35
Contractor Availability	35
Coordination	35
Dust Control	35
Estimated Quantities and Location Changes	35
Fair Employment Practices	36
Indemnification	36
Inspection	36
Lane Closure Permits	36
Liquidated Damages	37
Location of Utilities	38
Measurement and Payment	38
Method of Payment	38 to 39
No Parking Signs	39
Permits	39
Documentation of Existing Conditions	39
Prevailing Wage Rates	39
Project Maintenance	40
Royalties, Patents and Copyrights	40
Safety	40
Schedule Notification	40
Taxes	40
Trench and Excavation Safety	41
Use of Fire Hydrants	41
Termination for Public Convenience	41 to 42

GENERAL CONDITIONS

GC-1 CERTIFICATE OF INSURANCE

The contractor, prior to the execution of the contract, shall obtain and keep in force during the performance of any and all work under this contract, the following insurance coverages, provided by companies acceptable to the City and authorized to transact business in the State of Illinois. The insurance companies will be rated by A.M. Best & Company with a rating not lower than A- and have a financial rating of VI. Coverage limits shall be written at not less than the minimum specified in this section. Higher minimum limits and additional coverages may be specified by a special condition elsewhere in the contract.

Workers' Compensation and Employer's Liability:

Workers compensation insurance shall be provided according to the provisions of the Illinois Workers' Compensation Act, as amended.

Employer's Liability	
a. Each Accident	$500,000
b. Disease - policy limit	$500,000
c. Disease - each employee	$500,000

Commercial General Liability:

General Aggregate Limit	$2,000,000
Products - Completed Operations	$2,000,000
Each Occurrence Limit	$1,000,000

Insurance shall be written on an occurrence form and shall provide coverage for: operations of the contractor, subcontractors (if any), broad form property damage, contractual liability and the hazards of explosion, collapse and underground (if appropriate). An Umbrella policy may be used to provide excess limits over underlying policy(ies) to meet the required limits of coverage.

Commercial Automobile Liability:

Bodily Injury & Property Damage Limit Each Occurrence	$1,000,000

The policy shall cover owned, non-owned and hired vehicles.

GC-1 CERTIFICATE OF INSURANCE (Continued)

Certificate:

Upon request the contractor shall file with the City certified copies of all insurance policies and all accompanying endorsements. The contractor shall supply certificates of insurance setting forth the coverage, limits, and endorsements before the City will execute the contract. The certificate of insurance shall include the City of Decatur, its officers and employees as an additional insured. In no event shall any failure of the City of Decatur to receive certificates or to demand receipt be construed as a waiver of the contractor's obligation to obtain and keep in force the required insurance.

Notice:

It shall be an affirmative obligation upon the contractor to advise the City's Representative at Fax No. (217) 424-2799 or mail to CITY ENGINEER, 1 GARY K. ANDERSON PLAZA, DECATUR, IL 62523, within two days of the cancellation or substantive change of any insurance policy set out above, and failure to do so shall be construed to be a breach of the contract.

NOTICE: THIS CONTRACT WILL NOT BE AWARDED UNTIL THE CONTRACTOR HAS PROVIDED THE CITY WITH A CONTRACT PERFORMANCE BOND AND PROOF OF INSURANCE.

GC-2 CLEAN UP

The Contractor shall at all times keep the premises free from accumulations of surplus excavated material, waste material or rubbish caused by their employees or work.

Upon completion of the work, the Contractor shall remove all their rubbish from and about the structures, buildings, and premises, also all their tools, equipment, scaffolding and surplus materials, and shall leave their work clean, ready for use. In case of dispute, the Owner may remove the rubbish and surplus materials and charge cost of removals to the Contractor or separate contractors, if any, in proportion to amounts determined by the City Engineer, hereinafter referred to as the "Engineer", to be just.

GC-3 CONSTRUCTION STAKING

The Engineer shall provide basic line and grade staking for construction. Such basic line and grade shall be limited in general to:

(1) not more than two base lines (generally perpendicular to each other) and one bench mark for a building, a plant site or a major structure; and

(2) centerline stakes and offset grade stakes, where applicable, at all changes in direction, manhole location, special structure, or similar critical location, together with bench marks, as may be necessary, along the line of work for utility distribution and transmission lines.

Any additional (detailed) construction staking shall be provided by the Contractor, who shall be fully responsible for transfer of data from the basic lines and grades provided by the Engineer. Detailed construction staking shall generally include such items as slope stakes, intermediate centerline stakes, additional offset grade stakes and similar work. The Contractor shall also be responsible for setting of all offsets, lines, string lines, reference points, reference grades, and similar control data required to execute the work under this contract.

The Contractor shall furnish all marking paint, stakes, hubs, lath or similar materials necessary for additional (detailed) construction staking and shall provide manual assistance (rodmen) to assist the Engineer in checking or confirming the detailed staking, to whatever extent the Engineer deems necessary. Such checking, or the absence of it, by the Engineer shall in no way relieve the Contractor from full responsibility for the accuracy and adequacy of the detailed construction staking.

All costs of materials and labor occasioned by the Contractor's responsibilities as listed above, shall be borne by the Contractor and shall be included in the respective bid prices of the various items work.

GC-4 CONTRACT WARRANTY

The Contractor shall guarantee all materials and equipment furnished and work performed for a period of one (1) year from the date of substantial completion. The Contractor warrants and guarantees for a period of one (1) year from the date of substantial completion of the system that the completed system is free from all defects due to faulty materials or workmanship and the Contractor shall promptly make such corrections as may be necessary by reason of such defects, including the repairs of any damage to other parts of the system resulting from such defects. The Owner will give notice of observed defects with reasonable promptness. In the event that the Contractor should fail to make such repairs, adjustments or other work that may be made necessary by such defects, the Owner may do so and charge the Contractor the cost thereby incurred. The Contract Bond shall remain in full force and effect through the guarantee period.

GC-5 CONTRACTOR AVAILABILITY

At all times when work is being performed (by Contractor himself or subcontractor), the prime Contractor shall have on the job site someone in their direct employ who is capable of meeting with the Engineer and making decisions. If authorized by the Engineer, this condition may be satisfied by having a telephone number or someone who satisfies the above requirements.

GC-6 COORDINATION

Cooperation between the Contractor, City and Property Owners is imperative. The responsibility and cost to maintain access is borne by the Contractor. The costs for temporary walks and driveways if necessary are to be incidental to the related bid items unless specifically paid as a separate item.

GC-7 DUST CONTROL

As a part of their construction obligation, the Contractor shall make every reasonable effort to control dust throughout the construction area. Dirt, sand or other materials scattered over traveled areas shall be disposed of by sweeping, flushing or other appropriate measure. Temporary surfacing shall be continually maintained to avoid loose materials or dust pockets.

GC-8 ESTIMATED QUANTITIES AND LOCATION CHANGES

The quantities for this job are estimates only. These estimated quantities are used for establishing unit prices. The City reserves the right to increase, decrease, or omit any of the estimated quantities in this project. No additional compensation will be allowed for these changes.

GC-9 FAIR EMPLOYMENT PRACTICES

The Contractor and all subcontractors hereunder must comply with the provisions of the Illinois Human Rights Commission's Rules and Regulations for public contracts and the Equal Employment Opportunity Clause as contained in the Special Conditions of the Contract.

The Contractor and all subcontractors are to make a good faith effort to comply with the Minority Participation Goals set forth in Section 28-10 of the City Code. Documentation is to be provided on all good faith efforts to comply with the participation goals. This will include, but not be limited to, entering weekly certified payroll reports, contract and subcontract information, and payment verification through **ePrismSoft**, a web-based compliance tracking software. Access to **ePrismSoft** is provided by the City of Decatur.

GC-10 INDEMNIFICATION

The Contractor agrees to indemnify and hold harmless the City of Decatur, and its officers and its employees, from and against all liability, claims, demands and expenses, including court costs and attorney fees, on account of any injury, loss or damage which arise out of or are in any manner connected with the work to be performed under this Agreement, if such injury, loss or damage is caused in whole or in part by, or is claimed to be caused in whole or in part by the negligent acts, errors or omissions of the Contractor, any Subcontractor of the Contractor, or any officer employee or agent of the Contractor. The obligations of this Section shall not apply to damages which the City of Decatur shall become liable by final judgment to pay to a third party as the result of the negligent act, error or omission of the City of Decatur, its officers, employees or agent of the City of Decatur.

GC-11 INSPECTION

The Contractor shall give sufficient advance notice of placing orders to permit tests to be completed before the materials are incorporated in the work and he shall afford such facilities as the Engineer may require for collecting and forwarding samples and making inspections. All costs connected with the furnishing and testing of samples will be borne by the Contractor. Independent testing laboratories may be used provided they meet the approval of the City.

GC-12 LANE CLOSURE PERMITS

It is the Contractor's responsibility to obtain all necessary lane closure permits. Any costs incurred in obtaining these permits are to be incidental to the related contract item. Permit fees will be waived for those permits issued by the City of Decatur.

GC-13 LIQUIDATED DAMAGES

Time is of the essence to the contract. Should the Contractor fail to complete the work within the working days stipulated in the contract or on or before the completion date stipulated in the contract or within such extended time as may have been allowed, the Contractor shall be liable and shall pay to the City the amount shown in the following schedule of deductions, not as a penalty but as liquidated damages, for each day of overrun in the contract time or such extended time as may have been allowed. The liquidated damages for failure to complete the contract on time are approximate, due to the impracticality of calculating and proving actual delay costs. This schedule of deductions establishes the cost of delay to account for administration, engineering, inspection, and supervision during periods of extended and delayed performance. The costs of delay represented by this schedule are understood to be a fair and reasonable estimate of the costs that will be borne by the City during extended and delayed performance by the Contractor of the work, remaining incidental work, correction of work improperly completed, or repair of work damaged as a result of the Contractor. The liquidated damage amount specified will accrue and be assessed until final completion of the total physical work of the contract even though the work may be substantially complete. The City will deduct these liquidated damages from any monies due or to become due to the Contractor from the City.

Schedule of Deductions for Each Day of Overrun in Contract Time			
Original Contract Amount		Daily Charges	
From More Than	To and Including	Calendar Day	Work Day
$ 0	$ 100,000	$ 475	$ 675
100,000	500,000	750	1,050
500,000	1,000,000	1,025	1,425
1,000,000	3,000,000	1,275	1,725
3,000,000	6,000,000	1,425	2,000
6,000,000	12,000,000	2,300	3,450
12,000,000	And over	5,800	8,125

When a completion date is specified, the daily charge will be made for every day shown on the calendar beyond the specified completion date. When the time limit is specified as working days, the daily charge will be made for each additional working day, computed as specified in Article 108.04 of the Standard Specifications for Road and Bridge Construction, dated April 1, 2016, published by the Illinois Department of Transportation. If contracts are awarded on the basis of a multiple bid, the contract amounts of the individual contracts comprising the multiple bid will be totaled and the daily charge shall be that required for such total amount.

GC-14 LOCATION OF UTILITIES

Prior to commencing construction, the Contractor shall contact JULIE at 811 or (1-800-892-0123), and those agencies listed below to secure utility locations and data:

City of Decatur	(JULIE Member)
Ameren IP	(JULIE Member)
AT&T	(JULIE Member)
Comcast Communications	(JULIE Member)

The Contractor shall be held responsible for protecting all utilities and in the event the contractor damages any of them, they shall be replaced by the Contractor to the satisfaction of the utility owner at their own expense.

GC-15 MEASUREMENT AND PAYMENT

Payment shall be made only for those items listed in the Schedule of Prices in the Contractor's proposal, except as extra work may be directed by the City of Decatur Engineer, hereinafter referred to as "Engineer", in writing, during construction. Miscellaneous items of work not specifically listed in the Contractor's proposal shall be considered incidental to the contract work and the cost thereof shall be included in the appropriate contract bid item.

GC-16 METHOD OF PAYMENT

Requests for partial payment may be submitted, in writing, at least once each month by the Contractor to the Engineer. Requests shall make an approximate estimate of the materials in place complete, the amount of work performed, and the value thereof, at the contract unit prices. Copies of the certified payroll for employees of the Contractor and for the respective subcontractors should be submitted with the request. Copies of the invoices for materials and equipment actually on the job site for which payment is requested by the Contractor shall be included in the request.

The City will deduct from the amount so determined for the first 50 percent of the completed work a sum of ten percent to be retained until after the completion of the entire work to the satisfaction of the Engineer. After 50 percent or more of the work is completed, the Engineer may, at his/her discretion, certify the remaining partial payments without any further retention, provided that satisfactory progress is being made, and provided that the amount retained is not less than five percent of the total adjusted contract price. When the principal items of the work have been satisfactorily completed, a semi-final estimate may be made with the consent of the surety. Payment to the Contractor under such an estimate shall not exceed 90 percent of the amount retained after making partial payments, but in no event shall the amount retained after making the semi-final payment be less than one percent of the adjusted contract price, nor less than $500.00. Retainage will be released to the Contractor upon satisfactory completion of the work and shall be used for necessary adjustments to the pay schedule which may result from irregularities, substitutions or changes.

GC-16 METHOD OF PAYMENT (continued)

The failure to perform any requirement, obligation, or term of the contract by the Contractor shall be reason for withholding any progress payments until the Department determines that compliance has been achieved. Furthermore, progress payments may be reduced by liens filed pursuant to Section 23(c) of the Mechanics Lien Act, 770 ILCS 60/23(c).

GC-17 NO PARKING SIGNS

The Engineering Division will erect "No Parking" signs 24 hours prior to the start of work on a street, in an attempt to have all vehicles removed from the street. The City will not be held responsible for any delays due to the City having to have parked vehicles moved. The Contractor shall furnish the Engineer with suitable hardwood quality lath (drawing contained in these specifications) and a suitable quality and quantity of paint to erect "No Parking" signs, and to mark utilities. This cost will be considered incidental to the contract.

GC-18 PERMITS

It is the Contractor's responsibility to obtain all necessary permits. Any costs incurred in obtaining these permits are to be incidental to the related contract item. Permit fees will be waived for those permits issued by the City of Decatur.

GC-19 DOCUMENTATION OF EXISTING CONDITIONS

The Contractor shall provide digital video and/or detailed photographs of existing facilities along the route or area of all construction, prior to the start of such construction. Construction of this facility will generally be along street right-of-way containing trees, bushes, fences, driveways and similar items. Special attention shall be given to coverage of the entire easement and immediate adjacent areas which might be disturbed during construction.

The video and/or photographs shall be adequate to serve as a basis for comparison in determining whether the terms of the specifications with respect to replacements, restoration and/or preservation of existing surfaces have been complied with. Copy(s) of the video and/or photographs taken shall be given to the Engineer for his files. The cost for this item shall be included in the respective prices for the various items of work.

GC-20 PREVAILING WAGE RATES

The Contractor shall supply the Engineer with weekly certified copies of the payroll for both the prime Contractor and their subcontractors and further comply with all State and Local rules and policies regarding Prevailing Wages. The Engineer will monitor the payroll for compliance with the applicable "prevailing wage rates" as required by the Special Conditions of this contract.

GC-21 PROJECT MAINTENANCE

Should the City become aware of an unsafe condition existing within the scope of this project, the City will attempt to contact the Contractor to resolve the unsafe condition. However, if the City is unable to contact the Contractor's designated representative or if the Contractor fails to respond within a reasonable period, the City will perform the necessary operations and the cost for labor, equipment and materials will be deducted from the contract.

GC-22 ROYALTIES, PATENTS AND COPYRIGHTS

The Contractor shall pay all royalties and license fees. The Contractor shall defend suits or claims for infringement of copyrights and patent rights and shall hold the Owner and Engineer harmless from loss on account thereof, but shall not be responsible for such defense or loss when a particular design, process or product of a particular manufacturer or manufacturers is required by the Contract Documents or where the copyright violations are contained in Drawings, Specifications or other documents prepared by the Owner or Architect. However, if the Contractor has reason to believe that the required design, process or product is an infringement of a copyright or a patent, the Contractor shall be responsible for such loss unless such information is promptly furnished to the Architect.

GC-23 SAFETY

The Contractor shall be responsible for the safety of all persons on the work, and shall exercise all necessary precautions and furnish necessary material to provide for the safety and protection of all persons on the work. The Contractor shall comply with the safety provisions of applicable building codes, Municipal, County, State and Federal, and provisions of the Occupational Safety and Health Act of 1970, and the standards established thereunder.

The Contractor is solely responsible for any and all procedures, methods, structures or equipment submitted or employed. The acceptance thereof shall not in any manner relieve the Contractor of any liability whatsoever on account of any procedures or methods employed by them, or due to any failure or movement of any structures or equipment furnished by them.

GC-24 SCHEDULE NOTIFICATION

It shall be the responsibility of the Contractor to notify the Engineering Division, in writing, of the schedule of street closures for the following week. The Engineering Division will notify the local media and return a copy of the media release to the Contractor.

This work shall be considered as incidental to the contract and no additional compensation will be allowed.

GC-25 TAXES

Pursuant to Department of Revenue, Illinois Retailer's Occupation Tax Rule 15(4), sales of materials for incorporation into Owner's real estate are exempt from retailer's occupation tax and use tax. However, sales of tools, fuel, lumber for forms, and other end use or consumption items which are not incorporated into Owner's real estate are taxable sales.

GC-26 TRENCH AND EXCAVATION SAFETY

The Contractor will comply with all Federal, State and City laws, regulations and procedures governing trench and excavation safety. In no case will trench / excavation protection be less than the standards and regulations established by the "Department of Labor, Occupational Safety and Health Administration 29 CFR Part 1926, Occupational Safety and Health Standards - Excavations; Final Rule."

For trench depths of 5 feet or more, the Contractor shall provide trench protection accordance with the applicable standards and regulations cited. Prior to the commencement of any excavation or trenching activity with anticipated depths of 5 feet or more, the Contractor shall provide to the Engineer, in writing, his procedures for fulfilling the safety requirements for trench / excavation protection. The written statement will include the name and credentials of the competent person, employed by the contractor, who is responsible for trench / excavation safety on the job site.

GC-27 USE OF FIRE HYDRANTS

Prior to any use of fire hydrants by the Contractor, a permit shall be obtained from the City if Decatur Water Services Division hereinafter referred to as "Water Services Division", in accordance with Sections 20 and 23 of Chapter 64 of the City Code. Water Services Division is located at 2600 North Jasper Street; phone, 217-875-5705. The permit will be issued at no charge to the Contractor.

GC-28 TERMINATION FOR PUBLIC CONVENIENCE

The City may, by written order, terminate the contract or any portion thereof after determining that for reasons beyond either City or Contractor control, the Contractor is prevented from proceeding with or completing the work as originally contracted for, and that termination would, therefore, be in the public interest. Such reasons for termination may include, but need not be necessarily limited to, Executive Orders of the President relating to prosecution of war or national defense, national emergency which creates a serious shortage of materials, orders from duly constituted authorities relating to energy conservation, cessation of funding from third parties and restraining orders or injunctions obtained by third-party citizen action resulting from national or local environmental protection laws or where the issuance of such order or injunction is primarily caused by acts or omissions of persons or agencies other than the Contractor.

When contracts, or any portion thereof, are definitely terminated or cancelled, and the Contractor released before all items of work included in his/her contract have been completed, payment will be made for the actual number of units of items of work completed at contract unit prices, or as specified for partially completed items, and no claims for loss of anticipated profits will be considered. Reimbursement for organization of the work and moving equipment to and from the job will be considered where the volume of the work completed is too small to compensate the Contractor for these expenses under the contract unit prices, the intent being that an equitable settlement will be made with the Contractor.

GC-28 TERMINATION FOR PUBLIC CONVENIENCE (continued)

Acceptable materials, obtained by the Contractor for the work, that have been inspected, tested and accepted by the Engineer, and that are not incorporated in the work may, at the option of the Engineer, be purchased from the Contractor at actual costs as shown by receipted bills and actual cost records at such points of delivery as may be designated by the Engineer.

Termination of a contract, as stated above will not relieve the Contractor or his/her surety of the responsibility of replacing defective work as required by the contract."

END OF GENERAL CONDITIONS

SPECIAL CONDITIONS

INDEX

Title	Page
Index	43
SC-1 Prevailing Wage Rates	44 to 52
SC-2 Fair Employment Practices	53 to 54

SC-1 PREVAILING WAGE RATES

CITY OF DECATUR
NOTICE TO CONTRACTORS
PREVAILING WAGE ACT

In submitting your bid or proposal for a public works project for the City of Decatur that is being paid for wholly or in part out of public funds, or providing services to the City of Decatur, the following shall apply to ensure the City is in compliance with the Illinois Prevailing Wage Act.

1. The Contractor shall not pay less than the prevailing rate of wages to all laborers, workmen and mechanics performing work under this contract, and shall comply with the requirements of the Illinois Wages of Employees on Public Works.

2. Any and all contractors and subcontractor's bonds required by the City of Decatur for your specific project must contain a provision as will guarantee the faithful performance of the Prevailing Wage Act.

3. Any and all contracts or agreements entered into with the contractor or any subcontractor shall also comply with the provisions of the Prevailing Wage Act and contain a stipulation in any bid specifications or contracts requiring compliance with the Act.

4. A copy of the relevant prevailing wage rates shall be posted at a location on the project site that is easily accessible by workers.

5. All contractors and subcontractors must create and keep for a minimum of three (3) years, records of all laborers, mechanics and other workers employed by them on the project. The records shall include:

    a. Each worker's name, address, telephone number when available, social security number and classification or classifications;
    b. The number of hours worked each day; and,
    c. The starting and ending time of work each day.

6. All contractors and subcontractors must submit to the City of Decatur certified payroll records every month consisting of a complete copy of the records required to be kept above except for the start and end times.

7. The certified payroll records for both the prime Contractor and their subcontractors should be entered into ePrismSoft, an electronic web-based compliance tracking software. Access to ePrismSoft has been furnished by the City of Decatur. To activate access, the Prime Contractor and all subcontractors are to contact Human Capital Development at webnfo@eprismsoft.com or (309) 692-6400.

SPECIAL CONDITIONS

8. The certified payroll records must contain a statement signed by the contractor and all subcontractors averring that:

    a. The certified payroll records submitted are true and accurate;
    b. The hourly rate paid to each worker is not less than the general prevailing wage rate required; and,
    c. They are aware and acknowledge that filing certified payroll records they know to be false is a Class B misdemeanor.

9. Certified payroll records submitted to the City of Decatur shall be considered public records pursuant to the Illinois Freedom of Information Act except for employees' addresses, phone numbers and social security numbers.

10. If the Illinois Department of Labor revises the prevailing rate of hourly wages, the revised rate shall comply.

11. Payment to the contractor or any and all subcontractors is expressly conditioned upon strict compliance of the Act, including, but not limited to submittal of certified payroll records.

12. This Notice is not intended to be relied upon by contractors or subcontractors. You should review the Prevailing Wage Act to ensure your compliance and consult with an attorney of your own choosing.

Macon County Prevailing Wage for August, 2018

Trade Title	Region	Type	Class	Base Wage	Foreman Wage	M-F OT	OSA	OSH		H/W	Pension	Vacation	Training	
ASBESTOS ABT-GEN	All	BLD		30.89	32.14	1.5	1.5	2	2	6.3	15.58	0	0.9	0
ASBESTOS ABT-MEC	ALL	BLD		31.56	32.56	1.5	1.5	2	2	8.25	3	0	0	0
BOILERMAKER	All	BLD		37	39.5	1.5	1.5	2	2	7.07	23.72	1.5	1.05	0
BRICK MASON	All	BLD		31.72	33.31	1.5	1.5	2	2	9.1	13.96	0	0.85	0
CARPENTER	All	BLD		32.24	34.49	1.5	1.5	2	2	8.55	17.5	0	0.54	0
CARPENTER	All	HWY		33.3	35.05	1.5	1.5	2	2	8.55	17.5	0	0.6	0
CEMENT MASON	All	BLD		32.12	33.1	1.5	1.5	2	2	6.3	16.3	0	0.61	0
CEMENT MASON	All	HWY		31		1.5	1.5	2	2	6.3	16.3	0	0.63	0
CERAMIC TILE FNSHER	All	BLD		31.03	31.03	1.5	1.5	2	2	9.1	10.29	0	0.15	0
ELECTRIC PWR EQMT OP	All	ALL		45.09	56.52	1.5	1.5	2	2	7.1	12.62	0	0.45	0
ELECTRIC PWR GRNDMAN	All	ALL		30.81	56.52	1.5	1.5	2	2	6.67	8.62	0	0.31	0
ELECTRIC PWR LINEMAN	All	ALL		50.11	56.52	1.5	1.5	2	2	7.25	14.03	0	0.5	0
ELECTRIC PWR TRK DRV	All	ALL		32.32	56.52	1.5	1.5	2	2	6.72	9.05	0	0.32	0
ELECTRICIAN	All	BLD		37	40.7	1.5	1.5	2	2	7.4	10.36	0	0.56	0
ELECTRONIC SYS TECH	All	BLD		32.73		1.5	1.5	2	2	6.95	5.56	1.31	0.4	0
ELEVATOR CONSTRUCTOR	All	BLD		44.78	50.38	2	2	2	2	15.43	16.61	3.58	0.61	0
GLAZIER	All	BLD		35.91		1.5	1.5	2	2	6.25	10.2	0	0.68	0
HT/FROST INSULATOR	All	BLD		38.7	39.7	1.5	1.5	2	2	10.26	12.21	3.9	0.7	0
IRON WORKER	E	ALL		32.86	34.76	1.5	1.5	2	2	11.14	12.09	0	1.11	0
IRON WORKER	W	BLD		31.64	33.64	1.5	1.5	2	2	9.82	15.16	0	0.7	0
IRON WORKER	W	HWY		32.52	39.58	1.5	1.5	2	2	9.61	15.14	0	0.7	0
LABORER	All	BLD		28.39	29.64	1.5	1.5	2	2	6.3	16.87	0	0.8	0

LABORER	All	HWY		29.65	30.65	1.5	1.5	2	2	6.3	17.88	0	0.8	0
LATHER	All	BLD		32.24	34.49	1.5	1.5	2	2	8.55	17.5	0	0.54	0
MACHINIST	All	BLD		48.38	50.88	1.5	1.5	2	2	7.23	8.95	1.85	1.47	0
MARBLE FINISHERS	ALL	BLD		30.7	30.7	1.5	1.5	2	2	8.57	9.94	0	0.1	0
MARBLE MASON	All	BLD		31.72	33.31	1.5	1.5	2	2	9.1	13.96	0	0.85	0
MILLWRIGHT	All	BLD		32.24	34.49	1.5	1.5	2	2	8.55	17.96	0	0.54	0
MILLWRIGHT	All	HWY		34.98	36.73	1.5	1.5	2	2	8.55	18.52	0	0.52	0
OPERATING ENGINEER	All	BLD	1	36.79		1.5	1.5	2	2	11.3	10.6	0	2.05	0
OPERATING ENGINEER	All	BLD	2	34.32	38.36	1.5	1.5	2	2	11.3	10.6	0	2.05	0
OPERATING ENGINEER	All	BLD	3	30.53	38.36	1.5	1.5	2	2	11.3	10.6	0	2.05	0
OPERATING ENGINEER	All	BLD	4	38.36	38.36	1.5	1.5	2	2	11.3	10.6	0	2.05	0
OPERATING ENGINEER	All	HWY	1	42.77		1.5	1.5	2	2	11.3	10.6	0	2.05	0
OPERATING ENGINEER	All	HWY	2	42.3		0	0	0	0	10.6	9.75	0	1.75	0
OPERATING ENGINEER	All	HWY	3	31.09		1.5	1.5	2	2	8.5	8.25	0	2.34	4.86
OPERATING ENGINEER	All	HWY	4	44.38	0	1.5	1.5	2	2	11.3	10.6	0	2.05	0
OPERATING ENGINEER	All	O&C		34.22	0	1.5	1.5	2	2	11.3	10.6	0	2.05	0
PAINTER	All	ALL		31.25		1.5	1.5	2	2	6.3	12.3	0	1.21	0
PAINTER OVER 30FT	All	ALL		32	39	1.5	1.5	1.5	2	10.55	8.2	0	1.25	0
PAINTER PWR EQMT	All	ALL		29.75	31.25	1.5	1.5	2	2	6.3	12.3	0	0.7	0
PILEDRIVER	All	BLD		33.24	35.49	1.5	1.5	2	2	8.55	17.5	0	0.54	0
PILEDRIVER	All	HWY		33.3	35.05	1.5	1.5	2	2	8.55	17.5	0	0.52	0
PIPEFITTER	All	BLD		37.97	41.97	1.5	1.5	2	2	7.25	10.51	0	1.11	0
PLASTERER	ALL	BLD		30	32	1.5	1.5	2	2	8.4	17.74	0	0.8	0
PLUMBER	All	BLD		37.97	41.97	1.5	1.5	2	2	7.25	10.51	0	1.39	0
ROOFER	All	BLD		28.57	31.59	1.5	1.5	2	2	10.8	8.66	0	0.65	0
SHEETMETAL WORKER	All	BLD		33.11	36.11	1.5	1.5	2	2	9.2	15.13	0	0.7	0
SPRINKLER FITTER	All	BLD		42.87	45.62	1.5	1.5	2	2	8.67	9.55	0	0.52	0
STONE MASON	All	BLD		31.72	33.31	1.5	1.5	2	2	9.1	13.96	0	0.85	0

TERRAZZO FINISHER	ALL	BLD		30.7	30.7	1.5	1.5	2	2	8.57	9.94	0	0.1	0
TERRAZZO MASON	ALL	BLD		32.2	32.2	1.5	1.5	2	2	8.57	9.94	0	0.1	0
TILE MASON	All	BLD		32.53	32.53	1.5	1.5	2	2	9.1	10.29	0	0.15	0
TRUCK DRIVER	All	ALL	1	37.16	41.17	1.5	1.5	2	2	12.65	6.35	0	0.25	0
TRUCK DRIVER	All	ALL	2	37.69		1.5	1.5	2	2	12.65	6.35	0	0.25	0
TRUCK DRIVER	All	ALL	3	37.98	41.17	1.5	1.5	2	2	12.65	6.35	0	0.25	0
TRUCK DRIVER	All	ALL	4	38.3	41.17	1.5	1.5	2	2	12.65	6.35	0	0.25	0
TRUCK DRIVER	All	ALL	5	39.32	41.17	1.5	1.5	2	2	12.65	6.35	0	0.25	0
TRUCK DRIVER	All	O&C	1	29.73	32.94	1.5	1.5	2	2	12.65	6.35	0	0.25	0
TRUCK DRIVER	All	O&C	2	30.15		1.5	1.5	2	2	12.65	6.35	0	0.25	0
TRUCK DRIVER	All	O&C	3	30.38	32.94	1.5	1.5	2	2	12.65	6.35	0	0.25	0
TRUCK DRIVER	All	O&C	4	30.64		1.5	1.5	2	2	12.65	6.35	0	0.25	0
TRUCK DRIVER	All	O&C	5	31.46	32.94	1.5	1.5	2	2	12.65	6.35	0	0.25	0
TUCKPOINTER	All	BLD		31.72	33.31	1.5	1.5	2	2	9.1	13.96	0	0.85	0

Legend
M-F OT Unless otherwise noted, OT pay is required for any hour greater than 8 worked each day, Mon through Fri. The number listed is the multiple of the base wage.
OSA Overtime pay required for every hour worked on Saturdays
OSH Overtime pay required for every hour worked on Sundays and Holidays
H/W Health/Welfare benefit

Explanations MACON COUNTY

IRON WORKERS (WEST) - West of a straight line just east of Route 51 to the southeast corner where Shelby, Macon and Moultrie counties meet. The following list is

considered as those days for which holiday rates of wages for work performed apply: New Years Day, Memorial Day, Fourth of July, Labor Day, Thanksgiving Day, Christmas Day and Veterans Day in some classifications/counties. Generally, any of these holidays which fall on a Sunday is celebrated on the following Monday. This then makes work performed on that Monday payable at the appropriate overtime rate for holiday pay. Common practice in a given local may alter certain days of celebration. If in doubt, please check with IDOL.

SPECIAL CONDITIONS

Oil and chip resealing (O&C) means the application of road oils and liquid asphalt to coat an existing road surface, followed by application of aggregate chips or gravel to coated surface, and subsequent rolling of material to seal the surface.

EXPLANATION OF CLASSES

ASBESTOS - GENERAL - removal of asbestos material/mold and hazardous materials from any place in a building, including mechanical systems where those mechanical systems are to be removed. This includes the removal of asbestos materials/mold and hazardous materials from ductwork or pipes in a building when the building is to be demolished at the time or at some close future date.
ASBESTOS - MECHANICAL - removal of asbestos material from mechanical systems, such as pipes, ducts, and boilers, where the mechanical systems are to remain.

CERAMIC TILE FINISHER, MARBLE FINISHER, TERRAZZO FINISHER

Assisting, helping or supporting the tile, marble and terrazzo mechanic by performing their historic and traditional work assignments required to complete the proper installation of the work covered by said crafts. The term "Ceramic" is used for naming the classification only and is in no way a limitation of the product handled. Ceramic takes into consideration most hard tiles.

ELECTRONIC SYSTEMS TECHNICIAN

Installation, service and maintenance of low-voltage systems which utilizes the transmission and/or transference of voice, sound, vision, or digital for commercial, education, security and entertainment purposes for the following: TV monitoring and surveillance, background/foreground music, intercom and telephone interconnect, field programming, inventory control systems, microwave transmission, multi-media, multiplex, radio page, school, intercom and sound burglar alarms and low voltage master clock systems.

Excluded from this classification are energy management systems, life safety systems, supervisory controls and data acquisition systems not intrinsic with the above listed systems, fire alarm systems, nurse call systems and raceways exceeding fifteen feet in length.

TRUCK DRIVER - BUILDING, HEAVY AND HIGHWAY CONSTRUCTION Class 1. Drivers on 2 axle trucks hauling less than 9 ton. Air compressor and welding machines and brooms, including those pulled by separate units, truck driver helpers, warehouse employees, mechanic helpers, greasers and tiremen, pickup trucks when hauling materials, tools, or workers to and from and on-the-job site, and fork lifts up to 6,000 lb. capacity.

Class 2. Two or three axle trucks hauling more than 9 ton but hauling less than 16 ton. A-frame winch trucks, hydrolift trucks, vactor trucks or similar equipment when used for transportation purposes. Fork lifts over 6,000 lb. capacity, winch trucks, four axle combination units, and ticket writers.

Class 3. Two, three or four axle trucks hauling 16 ton or more. Drivers on water pulls, articulated dump trucks, mechanics and working forepersons, and dispatchers. Five axle or more combination units.

Class 4. Low Boy and Oil Distributors.

Class 5. Drivers who require special protective clothing while employed on hazardous waste work. TRUCK DRIVER

- OIL AND CHIP RESEALING ONLY.

This shall encompass laborers, workers and mechanics who drive contractor or subcontractor owned, leased, or hired pickup, dump, service, or oil distributor trucks. The work includes transporting materials and equipment (including but not limited to, oils, aggregate supplies, parts, machinery and tools) to or from the job site; distributing oil or liquid asphalt and aggregate; stock piling material when in connection with the actual oil and chip contract. The Truck Driver (Oil & Chip Resealing) wage classification does not include supplier delivered materials.

OPERATING ENGINEERS - BUILDING

CLASS 1. Asphalt Screed Man; Aspco Concrete Spreaders; Asphalt Pavers; Asphalt Plant Engineer; Asphalt Rollers on Bituminous Concrete; Athey Loaders; Backfillers, Crane Type; Backhoes; Barber Green Loaders; Bulldozers; Cableways; Cherry Pickers; Clam Shells; C.M.I. & similar type autograde formless paver, autograde placer & finisher; Concrete Breakers; Concrete Pumps; Derricks; Derrick Boats; Draglines; Earth Auger or Boring Machines; Elevating Graders; Engineers on Dredges; Gravel Processing Machines; Head Equipment Greaser; High Lifts or Fork Lifts; Hoists with two or more drums or two or more load lines; Locomotives, All; Mechanics; Motor Graders or Auto Patrols; Operators or Leverman on Dredges; Operators, Power Boat; Operators, Pug Mill (Asphalt Plants); Orange Peels; Overhead Cranes; Paving Mixers; Piledrivers; Pipe Wrapping and Painting Machines; Pushdozers, or Push Cats; Robotic Controlled Equipment in this Classification; Rock Crushers; Ross Carrier or Similar Machines; Rotomill; Scoops, Skimmer, two cu. yd. capacity and under; Scoops, All or Tournapull; Sheep-Foot Roller (Self Propelled); Shovels; Skid Steer; Skimmer Scoops; Temporary Concrete Plant Operators; Test Hole Drilling Machines; Tower Machines; Tower Mixers; Track Type End Loaders; Track Type Fork Lifts or High Lifts; Track Jacks and Tampers; Tractors, Sideboom; Trenching or Ditching Machine; Tunnelluggers; Vermeer Type Saws; Water Blaster Cutting Head; Wheel Type End Loaders; Winch Cat.

CLASS 2. Air Compressors (six to eight)*; Asphalt Boosters and Heaters; Asphalt Distributors; Asphalt Plant Fireman; Oiler on Two Paving Mixers When Used in Tandem; Boom or Winch Trucks; Bull Floats or Flexplanes; Concrete Finishing Machine; Concrete Saws, Self-Propelled; Concrete Spreading Machines; Conveyors (six to eight)*; Generators (six to eight)*; Gravel or Stone Spreader, Power Operated; Hoist (with One Drum and One Load Line); Light Plants (six to eight)*; Mechanical Heaters (six to eight)*; Mud Jacks; Post Hole Digger, Mechanical; Pug Mills when used for other than Asphalt operation; Robotic Controlled Equipment in this Classification; Road or Street Sweeper, Self-Propelled; Rollers (except bituminous concrete); Seaman Tiller; Straw Machine; Vibratory Compactor; Water Blaster, Power Unit; Welding Machines (six to eight)*; Well Drill Machines.

CLASS 3. Air Compressors (one to five)*; Air Compressors, Track or Self-Propelled; Automatic Hoist; Building Elevators; Bulk Cement Batching Plants; Conveyors (one to five)*; Concrete Mixers (Except Plant, Paver, or Tower); Firemen; Generators (one to five)*; Greasers; Helper on Single Paving Mixer; Hoist, Automatic; Light Plants (one to five)*; Mechanic Helpers; Mechanical Heaters (one to five)*; Oilers; Power Form Graders; Power Sub-Graders; Robotic Controlled Equipment in this Classification; Scissors Hoist; Tractors without power attachments regardless of size or type; Truck Crane Oiler and Driver (1 man); Vibratory Hammer (power source); Water Pumps (one to five)*; Welding Machines (1/300 Amp. or over)*; Welding machines (one to five)*

CLASS 4. Lattice Boom Crawler Cranes; Lattice Boom Truck Cranes; Telescopic Truck-Mounted Cranes; Tower Cranes.

* Combinations of one to eight of any Air Compressors, Conveyors, Welding Machines, Water Pumps, Light Plants, or Generators shall be in batteries or within 400 feet and shall be paid as per the Classification Schedule contained in this Article.

OPERATING ENGINEERS - HIGHWAY

CLASS 1. Asphalt Screed Man; Asphco Concrete Spreaders; Asphalt Pavers; Asphalt Plant Engineer; Asphalt Rollers on Bituminous Concrete; Athey Loaders; Backhoes; Barber Green Loaders; Bulldozers; Cableways; Carry Deck Pickers; Cherry Pickers (Rough Terrain); C.M.I. & similar type- autograde formless paver,

autograde placer & finisher; Concrete Breakers; Concrete Plant Operators; Concrete Pumps; Derricks; Derrick Boats; Dewatering Systems; Earth Auger or Boring Machines; Elevating Graders; Engineers on Dredges; Gravel Processing Machines; Grout Pump; Head Equipment Greaser; High Lifts or Fork Lifts; Hoists with two or more drums or two or more load lines; Hydro Jet or Hydro Laser; Locomotives, All; Mechanics; Motor Graders or Auto Patrols; Multi-Point Power Lifting Equipment; Operators or Leverman on Dredges; Operators, Power Boat; Operators, Pug Mill (Asphalt Plants); Overhead Cranes; Paving Mixers; Piledrivers; Pipe Wrapping and Painting Machines; Push-dozers, or Push Cats; Robotic Controlled Equipment in this Classification; Rock Crushers; Ross Carrier or Similar Machines; Roto-Mill; Scoops, Skimmer, two cu.
yd. capacity and under; Sheep-Foot Roller (Self-Propelled); Shovels; Skid Steer; Skimmer Scoops; Test Hole Drilling Machines; Tower Machines; Tower Mixers; Track Type End Loaders; Track Type Fork Lifts or High Lifts; Track Jacks and Tampers; Tractors, Side-boom; Trenching or Ditching Machine; Tunnelluggers; Vermeer-Type Saws; Wheel Type End Loaders; Winch Cat; Scoops, All or Tournapull.

CLASS 2. Air Compressors (six to eight)*; Articulated Dumps; Asphalt Boosters and Heaters; Asphalt Distributors; Asphalt Plant Fireman; Boom or Winch Trucks; Building Elevators; Bull Floats or Flexplanes; Concrete Finishing Machine; Concrete Saws, Self-Propelled; Concrete Spreading Machines; Conveyors (six to eight)*; Generators (six to eight)*; Gravel or Stone Spreader, Power Operated; Hoist, Automatic; Hoist with One Drum and One Load Line; Light Plants (six to eight)*; Mechanical Heaters (six to eight)*; Mud Jacks; Off Road Water Wagons; Oiler on Two Paving Mixers When Used in Tandem; Post Hole Digger, Mechanical; Robotic Controlled Equipment in This Classification; Road or Street
Sweeper, Self-Propelled; Rollers (except bituminous concrete); Scissor Hoist; Sea-man Tiller; Straw Machine; Vibratory Compactor; Water Pumps
(six to eight)*; Well Drill Machines.

CLASS 3. Air Compressors (one to five)*; Air Compressors, Track or Self-Propelled; Bulk Cement Batching Plants; Conveyors (one to five)*; Concrete Mixers (Except Plant, Paver, or Tower); Firemen; Generators (one to five)*; Greasers; Helper on Single Paving Mixer; Light Plants (one to five)*; Mechanic Helpers; Mechanical Heaters (one to five)*; Oilers; Power Form Graders; Power Sub-Graders; Pug Mills when used for other than Asphalt operation; Robotic Controlled Equipment in This Classification; Tractors without power attachments, regardless of size or type; Truck Crane Oiler and Driver (1 man); Vibratory Hammer (power source); Water Pumps (one to five)*; Welding Machines (one 300 Amp. or over)*; Welding Machines (one to five)*.
CLASS 4. Lattice Boom Crawler Crane; Lattice Boom Truck Crane; Telescopic Truck- Mounted Crane; Tower Crane.

*Combinations of one to eight of any Air Compressors, Conveyors, Welding Machines, Water Pumps, Light Plants or Generators shall be in batteries or within 400 feet and shall be paid as per the Classification Schedule contained in this Article.

OPERATING ENGINEER - OIL AND CHIP RESEALING ONLY.

This shall encompass the operation of all motorized heavy equipment used in oil and chip resealing, including but not limited to operating self- propelled chip spreaders, and all types of rollers (both hard and rubber tired); and other duties pertaining to the operation or maintenance of heavy equipment related to oil & chip resealing.

Other Classifications of Work:

For definitions of classifications not otherwise set out, the Department generally has on file such definitions which are available. If a task to be performed is not subject to one of the classifications of pay set out, the Department will upon being contacted state which neighboring county has such a classification and provide such rate, such rate being deemed to exist by reference in this document. If no neighboring county rate applies to the task, the Department shall undertake a special determination,

such special determination being then deemed to have existed under this determination. If a project requires these, or any classification not listed, please contact IDOL at 217-782-1710 for wage rates or clarifications.

LANDSCAPING

Landscaping work falls under the existing classifications for laborer, operating engineer and truck driver. The work performed by landscape plantsman and landscape laborer is covered by the existing classification of laborer. The work performed by landscape operators (regardless of equipment used or its size) is covered by the classifications of operating engineer. The work performed by landscape truck drivers (regardless of size of truck driven) is covered by the classifications of truck driver.

SC-2 FAIR EMPLOYMENT PRACTICES

The Equal Employment Opportunity Clause, effective February 9, 1981, is included herein verbatim for this contract.

In the event of the Contractor's noncompliance with the provisions of this Equal Employment Opportunity Clause, the Illinois Human Rights Act or the Rules and Regulations of the Illinois Department of Human Rights ("Department"), the Contractor may be declared ineligible for future contracts or subcontracts with the State of Illinois or any of its political subdivisions or municipal corporations, and the contract may be canceled or voided in whole or in part, and such other sanctions or penalties may be imposed or remedies invoked as provided by statute or regulation. During the performance of this contract, the Contractor agrees as follows:

(1) That it will not discriminate against any employee or applicant for employment because of race, color, religion, sex, marital status, national origin or ancestry, age, physical or mental handicap unrelated to ability, or an unfavorable discharge from military service; and further that it will examine all job classifications to determine if minority persons or women are underutilized and will take appropriate affirmative action to rectify any such under utilization.

(2) That, if it hires additional employees in order to perform this contract or any portion thereof, it will determine the availability (in accordance with the Department's Rules and Regulations) of minorities and women in the area(s) from which it may reasonably recruit and it will hire for each job classification for which employees are hired in such a way that minorities and women are not underutilized:

(3) That, in all solicitations or advertisements for employees placed by it or on its behalf, it will state that all applicants will be afforded equal opportunity without discrimination because of race, color, religion, sex, marital status, national origin or ancestry, age, physical or mental handicap unrelated to ability, or an unfavorable discharge from military service.

(4) That it will send to each labor organization or representative of workers with which it has or is bound by a collective bargaining or other agreement or understanding, a notice advising such labor organization or representative of the Contractor's obligations under the Illinois Human Rights Act and the Department's Rules and Regulations. If any such labor organization or representative fails or refuses to cooperate with the Contractor in its efforts to comply with such Act and Rules and Regulations, the Contractor will promptly so notify the Department and the contracting agency and will recruit employees from other sources when necessary to fulfill its obligations thereunder.

SC-2 FAIR EMPLOYMENT PRACTICES (Continued)

(5) That it will submit reports as required by the Department's Rules and Regulations, furnish all relevant information as may from time to time be requested by the Department or the contracting agency, and in all respects comply with the Illinois Human Rights Act and the Department's Rules and Regulations.

(6) That it will permit access to all relevant books, records, accounts and work sites by personnel of the contracting agency and the Department for purposes of investigation to ascertain compliance with the Illinois Human Rights Act and the Department's Rules and Regulations.

(7) That it will include verbatim or by reference the provisions of this clause in every subcontract it awards under which any portion of the contract obligations are undertaken or assumed, so that such provisions will be binding upon such contractor. In the same manner as with other provisions of this contract, the contractor will be liable for compliance with applicable provisions of this clause by such subcontractors; and further it will promptly notify the contracting agency and the Department in the event any subcontractor fails or refuses to comply herewith. In addition, the contractor will not utilize any subcontractor declared by the Illinois Human Rights Commission to be ineligible for contracts or subcontracts with the State of Illinois or any of its political subdivisions or municipal corporations.

END OF SPECIAL CONDITIONS

SPECIAL PROVISIONS
AND
STANDARD SPECIFICATIONS

INDEX

Title	Page
Index	55
Special Provisions	56 to 61
SP-1 Description of Work	56
SP-2 Completion Date	56
SP-3 Schedule of Work	56
SP-4 Exploration Excavation	57
SP-5 Seeding and Mulching	57 to 58
SP-6 Traffic Control	58
SP-7 Class B Patches, 8 Inch Pavement	58 to 59
SP-8 Class D Patches, 5 Inch Pavement	59
SP-9 Trench Backfill for Watermains	59
SP-10 Alterations, Cancellations, Extensions, Deductions, and Extra Work	60
SP-11 Pavement Saw Cuts (Full Depth)	60
SP-12 Fire Hydrant	60
SP-13 Valve Box Removal (Mr. Manhole)	60 to 61
Standard Specifications	62 to 65
Appendix A	66
Standard Specifications for Water Main Construction	67 to 79
Standard Drawings	80 to 87

SPECIAL PROVISIONS

The following Standard Specifications shall govern this project:

The Illinois Department of Transportation (IDOT) "Standard Specifications for Road and Bridge Construction", adopted April 1, 2016.

“Standard Specifications for Water and Sewer Construction in Illinois”, Current Edition.

The “Manual on Uniform Traffic Control Devices for Streets and Highways” current version in effect on the date of invitation for bids.

The “Manual of Test Procedures for Materials” current version in effect on the date of invitation for bids.

The City of Decatur, Department of Public Works, Engineering Division "Construction Standards", dated January 1, 2003.

The City of Decatur, Department of Public Works, "Standard Specifications for Water Main Construction", as revised February, 2014. This document is included as Appendix "A" of this contract.

The following Special Provisions supplement, the Standard Specifications listed above and in case of conflict with any part, or parts of said specifications, the Special Provisions will take precedence and shall govern.

SP-1 DESCRIPTION OF WORK

Replacing 6”, 12” and 16” valves and fire hydrants throughout the city. There will be 4 line stops, 2 – 12” and 2 – 16. Three locations are scheduled for night or weekend replacements and one fire hydrant shall be replaced during the summer school break.

The work also includes items of pavement and landscape restoration, and traffic control.

SP-2 COMPLETION DATE

The completion date of **December 20, 2019** has been established for this contract as set forth in Section 108 of "Standard Specifications for Road and Bridge Construction." All applicable provisions of Section 108 shall apply.

SP-3 SCHEDULE OF WORK

The Contractor shall submit a schedule to the Engineer for approval prior to start of construction and the minimum of 14 days prior to the start of each location. The schedule should highlight each locations start and end date. Work shall be fully completed at each location prior to starting at a second location or as approved by the Engineer. Specific target dates for roadway closure shall be shown in in the schedule.

Work deemed as night and weekend work shall be approved by City a minimum of 14 days prior to work starting. The City shall have the final approval on if the work may commence as proposed in the schedule.

The Contractor and All Sub-Contractors shall furnish in writing, or electronic form, an updated weekly schedule by 12:00 P.M., Thursday, prior to the week being scheduled, so all media, safety services and other City of Decatur Divisions can be notified. All work shall be approved by the Engineer.

The Contractor shall designate a liaison to work with the affected property owners to keep them updated regarding the project status and schedule. All property owners who are or will be affected by the project within the coming week are to be informed of the construction schedule a week in advance.

To facilitate minimal disturbance to the Public during the winter, construction may not proceed beyond areas that can be fully restored prior to winter shutdown without approval in writing by the Engineer. The contractor shall protect the watermain from damage during the winter shut down period.

Cost of the work will not be paid for separately but shall be considered as included with the various work items involved.

SP-4 EXPLORATION EXCAVATION

Description: This work will consist of providing all labor, equipment and materials to excavate a hole of sufficient depth to determine if utility conflicts exist that will impact the placement of the proposed water main construction. The work will include exposing existing underground utility, record necessary measurements, backfill and compact the excavation and dispose of waste or surplus material as directed by the Engineer.

Basis of Payment: This work will be paid for at the contract unit price per EACH for EXPLORATION EXCAVATIONS, which shall be payment in full for performing the work as described herein.

SP-5 SEEDING AND MULCHING

Description: This work will consist of re-grading, preparing the soil, applying fertilizer, seeding and mulching in accordance with Sections 250 and 251 of the Standard Specifications for Road and Bridge Construction. The mulching process shall adhere to the outline given in Procedure 2 of Method 2 of the Standard Specifications.

Basis of Payment: All labor and materials necessary to comply with this special provision will be paid for at the contract unit price per ACRE for SEEDING, of class specified; per POUND for FERTILIZER NUTRIENT, of the type specified; and per ACRE for MULCH, of the method specified, and no additional compensation will be paid.

SP-6 TRAFFIC CONTROL

Description: Traffic control shall be in accordance with the applicable sections of the Standard Specifications for Road and Bridge Construction, the applicable guidelines contained in the Illinois Manual on Uniform Traffic Devices for Streets and Highways, these Standard Specifications, and any special details and Highway Standards contained herein and in the plans.

Special attention is called to Articles 107.09 and 107.14 and Sections 701, 702, and 703 of the Standard Specifications for Road and Bridge Construction and the following highway standards relating to traffic control:

Highway Standards: 701501 701901

It is the intent of the City that all streets under this project shall be kept open to traffic at all times unless permission is obtained from the Engineer to close said lane and/or street. In the event that it is necessary to close the lane and/or street, the Engineer shall be consulted to obtain permission at least 48 working hours in advance of the proposed lane and/or street closing. **All appropriate lane closure permits shall be filed with the Public Works Department prior to any street / lane closures**. In addition, at the end of every work day the lane and/or street shall be opened to local traffic unless approved by the Engineer.

Traffic control standards shall be applied as directed by the Engineer. Suggested applications for each standard are as follows:

Traffic Standard 701501: This standard shall be utilized when a lane is required to be closed on local 2 way streets.

Local streets in the subdivision will be allowed to be closed at the area of construction. The contractor will provide access to individual properties and keep local property owners informed of the planned work schedule.

All additional traffic control as required in the standard details that are not specifically provided for herein will be considered as incidental to the contract.

Basis of Payment: All labor and materials necessary to comply with this special provision will be paid for at the contract unit price LUMP SUM for TRAFFIC CONTROL, for the work location specified and no additional compensation will be paid.

SP-7 CLASS B PATCHES, 8 INCH PAVEMENT

Description: This work will consist of removing all existing pavement and extra sub-grade material as necessary and replacing it with a Class B Patch in accordance with Section 442 of the Standard Specifications for Road and Bridge Construction and as directed by the Engineer.

The pavement removal will be in accordance with Section 442.05(b). All patch edges will be sawed full depth and in a uniformly straight line perpendicular or parallel to the roadway centerline. The edges will line up with each adjacent edge.

Basis of Payment: This work will be paid for at the contract unit price per SQUARE YARD for CLASS D PATCHES, 8 INCH PAVEMENT, of the depth specified; which shall be payment in full for performing the work as described herein.

SP-8 CLASS D PATCHES, 5 INCH PAVEMENT

Description: This work will consist of removing all existing pavement and extra sub-grade material as necessary and replacing it with a Class D Patch in accordance with Section 442 of the Standard Specifications for Road and Bridge Construction and as directed by the Engineer.

The pavement removal will be in accordance with Section 442.05(c). All patch edges will be sawed full depth and in a uniformly straight line perpendicular or parallel to the roadway centerline. The edges will line up with each adjacent edge.

Basis of Payment: This work will be paid for at the contract unit price per SQUARE YARD for CLASS D PATCHES, 5 INCH PAVEMENT, of the depth specified; which shall be payment in full for performing the work as described herein.

SP-9 TRENCH BACKFILL FOR WATER MAINS

Description: This work will consist of providing all labor, equipment, tools, materials etc. required to excavate the trench to the necessary elevation and to place and compact bedding, haunching, initial backfill and final trench backfill material required to construct water mains in accordance with Section 20 of the "Standard Specifications for Water and Sewer Main Construction in Illinois" and in accordance with the plans.

Trench backfill will be provided in accordance with City Standards where indicated and as directed by the Engineer. All material provided shall be virgin material, no recycled material will be allowed.

Measurement for Payment: Measurement for payment for trench backfill will be made in accordance with City Standards. Backfill with excavated material, or at locations where excavated material will be allowed, will not be measured separately. Excavation, bedding, haunching and initial backfill quantities will not be measured for payment.

Basis of Payment: All labor and materials necessary to comply with this special provision will be paid for at the contract unit price per TON for TRENCH BACKFILL and no additional compensation will be paid. The removal of existing abandoned water mains to clear the new water main alignment will be considered included with the various water main installation pay items.

SP-10 ALTERATIONS, CANCELLATIONS, EXTENSIONS, DEDUCTIONS AND EXTRA WORK

Description: All contractors shall include the unit price and extension amount provided on the bid proposal form as a part of their Bid. The funds established in this item shall only be used by the City of Decatur in the event alterations, cancellations, extensions, deductions, or extra work on the project is required.

Basis of Payment: All alterations, cancellations, extensions, deductions, or extra work shall be completed and paid for in accordance with Section 104.02 of the Standard Specifications for Road and Bridge Construction.

SP-11 PAVEMENT SAW CUTS (FULL DEPTH)

Description: This work will consist of providing a uniformly straight full depth saw cut with a diamond tipped concrete saw in varying depths of pavement, medians, curb and gutter and at other locations where proposed improvements will abut existing improvements, as indicated in the plans or as directed by the Engineer.

Any damaged sections will need to be re-cut solely at the contractor's expense prior to placement of new material.

Basis of Payment: All labor, equipment and materials necessary to comply with this special provision will be paid for at the contract unit price per FOOT for PAVEMENT SAW CUTS, FULL DEPTH and no additional compensation will be paid.

SP-12 FIRE HYDRANT

Description: The contract unit price shall be full compensation for all labor, equipment and materials to excavate, prepare trench bedding, install fittings and hydrant, placement of 1" washed stone for drain field, backfill, compaction and disposal of waste or surplus materials.

All fire hydrants shall conform to City of Decatur Standard Specifications for Water Main Construction in Appendix A.

Basis of Payment: All labor and materials necessary to comply with this special provision will be paid for at the contract unit price EACH for FIRE HYDRANT, which shall be payment in full for performing the work as described herein.

SP-13 VALVE BOX REMOVAL

Description: This work will consist of all labor, equipment and materials to remove existing valve box by cutting and removing the pavement full depth a minimum distance of 12" from the outside edge of the existing frame in a circular fashion centered on the frame. The valve and box shall be severed and removed a minimum of 12" below the pavement. The work shall include filling the excavation with compacted trench backfill, installation of dowel bars, replacement the pavement per City and IDOT standards and all disposal of waste or surplus materials.

Basis of Payment: All labor and materials necessary to comply with this special provision will be paid for at the contract unit price EACH for VALVE BOX REMOVAL, which shall be payment in full for performing the work as described herein.

END OF
CITY OF DECATUR
SPECIAL PROVISIONS

STANDARD SPECIFICATION
FOR

SECTION 561. WATER MAIN

This Standard Specification replaces Section 561 of the Illinois Department of Transportation "Standard Specifications for Road and Bridge Construction", adopted April 1, 2016.

561.01 Description. This work shall consist of constructing a water main in accordance with the City of Decatur Standard Specifications for Water Main Construction.

561.02 Materials.

(a) Material used for water main (i.e., tees, bends, valves, valve boxes, plugs, caps, sleeves, accessories etc.) shall conform to City of Decatur Specifications for Water Main Construction.

(b) Polyethylene Encasement. Eight-mil minimum thickness in accordance with AWWA C-105.

(c) Ductile Iron Pipe. All direct bury and bore and jack water main and fittings shall be cement lined ductile iron pipe Pressure Class 350 Thickness Class 52 in accordance with City Standards and AWWA C-104.

(d) High Density Polyethylene Pipe. HDPE pipe shall be manufactured from a PE 4710 resin listed with the Plastic Pipe Institute (PPI) in TR-4. The resin material will meet the specifications of ASTM D 3350 with a minimum cell classification of 445474C. Pipe shall have a manufacturing standard of ASTM F 714. Pipe O.D. sizes 4” to 24” shall be ductile iron pipe sizes (DIPS). Pipe shall be DR 11 for pipe sizes up to 24” unless otherwise specified on the plans. The pipe shall contain no recycled compounds except that generated in the manufacturer's own plant from resin of the same specification from the same raw material. All pipes shall be suitable for use as pressure conduits, listed as NSF 61, and per AWWA C906 Pressure Class (PC) 160, shall have a nominal burst value of three and one-half times the Working Pressure Rating (WPR) of the pipe. A peak flow water velocity of 5 ft/sec shall be used in the hydraulics engineering design. Pipe shall be blue in color or contain blue striping. Pipe shall be stored and handled as per the manufacturer’s recommendations. Coiled pipe will not be allowed.

(e) Mechanical Joint Adapters to Ductile Iron. Mechanical Joint (MJ) Adapters shall be PE 4710 HDPE, minimum cell classification of 445474C as determined by ASTM D 3350. Mechanical Joint Adapters shall have a pressure rating equal to the pipe unless otherwise specified on the plans. The adaptors shall be designed to be fused to the HDPE pipe and restrained to the Ductile Iron MJ hub. The MJ adapter shall be provided with a stainless steel stiffener insert.

CONSTRUCTION REQUIREMENTS

561.03 General. The construction of water mains, including protection from sewers, pressure testing, and disinfection, shall be according to the "Standard Specifications for Water and Sewer Main Construction in Illinois," except as follows:

(a) Excavation and Foundation. This work shall be according to the applicable requirements of Article 550.04 of the Standard Specifications for Road and bridge Construction. Water mains shall have a minimum of 42 inches of cover, unless approved otherwise by the Engineer.

(b) Backfilling. Backfilling methods and materials will be in accordance with City Standards and Article 550.07 of the Standard Specifications. Backfilling Method 1 shall be used within the roadway. Backfilling Method 3 may, subject to the approval of the Engineer, be used outside the limits of the roadway.

Roadside areas disturbed by construction shall be graded to conform with the adjoining ground and seeded in accordance with Section 250. Mulching shall be completed in conformance with Section 251 using Method 2, Procedure 2 described in Article 251.03 of the Standard Specifications.

Established lawn areas disturbed by construction shall be final graded, seeded and mulched after the water main has been installed. Seeding shall be done in conformance with Section 250. Seeding may be done by a broadcast method approved by the Engineer. The seeding mixture shall conform to Class 1, Type Lawn Mixture listed in Article 250.07. Mulching shall be done in conformance with Article 251 using Method 2, Procedure 2 described in Article 251.03.

At locations identified on the plans, sod will be provided and installed on prepared soil in accordance with Section 252.

(c) All joints shall be restrained using Field Lok Gaskets or approved equal as determined by the Engineer. All fittings shall be restrained using ROMAC Grip Rings or Megalug Series 1100 Mechanical Joint Restraint or approved equal as determined by the Engineer.

(d) All Ductile Iron water main pipes shall include polyethylene encasement installed in accordance with AWWA C105, Method A. Any slack in the encasement shall be neatly folded around the pipe and taped flat. Polyethylene encasement shall stop short of hydrants to allow proper draining of the hydrant shoe.

(e) Flushing. The time and procedure for the flushing of new water mains shall be approved by the City's Water Distribution Supervisor and the Engineer to ensure any special water distribution system considerations are addressed.

(f) Valves. The Contractor shall verify, under the control of the Engineer and the City's Water Distribution Supervisor that all new installed valves are in fully operating condition, open and in service unless otherwise specified by the Engineer and the City's Water Distribution Supervisor prior to final acceptance and payment."

(g) Fire Hydrants. The Contractor shall verify under the control of the Engineer and the City's Water Distribution Supervisor that all new fire hydrants are in proper operating condition prior to final acceptance and payment.

561.04 Hydrostatic Tests. Hydrostatic tests will be performed according to Section 13 of the American Water Works Association Specifications, Designation: AWWA C600 and as may be amended by the City of Decatur. The water main will be subjected to the hydrostatic pressure and leakage tests specified by the water main owner. Water of satisfactory bacteriological quality for drinking purposes for making the hydrostatic and leakage tests will be provided by the City of Decatur at no expense to the Contractor.

561.05 Method of Measurement. This work will be measured for payment in place in feet. The length measured will include stops, fittings, and valves.

Excavation in rock will be measured for payment according to Article 502.12 of the Standard Specifications.

Measurement for payment for trench backfill will be made in accordance with City Standards. Excavation, haunching, and initial backfill quantities will not be measured for payment under or within 2-feet of pavement

Backfill with excavated material, or at locations where excavated material will be allowed, will not be measured separately and shall be include in the contract unit price per foot for DUCTILE IRON PIPE of the size and type specified.

Water main for the specified inside diameters and backfill conditions will be measured for payment in linear feet completed, in place, and accepted. No measurement will be made for water mains installed at a depth greater than the minimum unless so noted on the plans and/or in the specifications.

Water main with trench backfill for the specified inside diameter will be measured for payment in linear feet completed, in place and accepted, inclusive of the trench backfill material. No measurement will be made for water mains installed at a depth greater than the minimum unless so noted on the plans and in the specifications.

Water main fittings of the specified size/diameter will be measured for payment as each fitting completed, in place and accepted.

561.06 Basis of Payment. Work will be paid for as follows:

Trench backfill will include all labor and materials necessary to comply with this specification will be paid for at the contract unit price per TON for TRENCH BACKFILL and no additional compensation will be paid.

Water main will be paid for at the contract unit price per FOOT for PIPE of the specified inside diameter. Said unit price will include all labor, equipment and material to saw cut the existing pavement, excavate, prepare the trench, lay the pipe, install polywrap, backfill with approved material and compact the trench to the top of the subgrade or adjacent ground. No payment will be made for water mains installed at a depth greater than the minimum unless so noted on the plans and in the specifications.

Water main requiring trench backfill will be paid for at the contract unit price per FOOT for Pipe of the specified inside diameter. Said unit price will include all labor, equipment and material to saw cut the existing pavement, excavate, prepare the trench, lay the pipe, install polywrap, backfill with specified material and compact the trench to the finished subgrade or adjacent ground. No payment will be made for water mains installed at a depth greater than the minimum unless so noted on the plans and in the specifications.

Fittings (i.e., tees, bends, valves, valve boxes, plugs, caps, tap and sleeves and mechanical joints, field lock gaskets, grip rings) will be paid for at the contract unit price EACH for the specific fitting of the specified diameter or size. Said unit price will include all labor, equipment, and material to excavate, install the fitting, construct thrust block(s), backfill and compact to finished subgrade.

Fire hydrants will be paid for at the contract unit price per EACH for FIRE HYDRANT. Said unit price will include all labor, equipment, and material to: excavate, prepare the trench bedding, install the new hydrant, installing 1” washed stone for the drain field, associated fittings, extensions, thrust blocks, adjust hydrant and box to match existing grade, backfill and compact around the hydrant and dispose of waste and surplus material.

END OF STANDARD SPECIFICATION
FOR
WATER MAIN

APPENDIX A

STANDARD SPECIFICATIONS

FOR

WATER MAIN CONSTRUCTION

Revised: January 2018

CITY OF DECATUR, ILLINOIS

STANDARD SPECIFICATIONS FOR WATER MAIN CONSTRUCTION

MATERIALS

DUCTILE IRON PIPE

Ductile iron pipe shall be designed in accordance with ANSI A21.50 (AWWA C150 - latest revision) using 60,000 psi tensile strength, 42,000 psi yield strength and 10% elongation. All pipe shall have a minimum Class pipe as shown below, 3-1/2 feet to 6 feet cover, trench condition 1, flat bottom, no blocks on tamped backfill, and at least 100 psi water hammer allowance and 2 to 1 factor of safety.

Pipe shall have a standard pipe coating outside and be lined with **thin cement lining and seal coated inside in accordance with ANSI A21.4 - latest revision** (AWWA C104 - latest revision) wherever applicable and as further specified herein.

Minimum wall thickness shall conform to the following:

SIZE	CLASS	METAL THICKNESS (INCHES)
6" Ductile Iron	52	0.31
8" Ductile Iron	52	0.33
10" Ductile Iron	52	0.35
12" Ductile Iron	52	0.37
14" Ductile Iron	52	0.39
16" Ductile Iron	52	0.40
18" Ductile Iron	52	0.41
20" Ductile Iron	52	0.42
24" Ductile Iron	52	0.44

The pressure rating, metal thickness class, net weight of pipe without lining, length of pipe and name of manufacturer shall be clearly marked on each length of pipe.

All pipe, fittings and glands shall be completely coated outside with coal tar pitch varnish to which sufficient oil has been added to make a smooth coating, tough and tenacious when cold, not "tacky" and not brittle.

All pipe shall be new and secured from responsible manufacturers.

Any pipe delivered along the line of the improvement that is broken or damaged will be rejected.

DUCTILE IRON FITTINGS

Fittings 6 inches to 12 inches shall be Mechanical Joint type and shall be Class 350 ductile iron in accordance with ANSI A21.10 - latest revision (AWWA C110 - latest revision) where applicable as to thickness and radius of curvature, but not as to length. Cement linings shall be standard thickness. 14" through 36" shall be Class 250 ductile iron.

Fittings in sizes 6 inches to 24 inches inclusive shall conform to ANSIA21.10 - latest revision (AWWA C110 - latest revision). All fittings shall be new and secured from responsible manufacturers. Fittings shall be cement-mortar lined and coated with an asphaltic material inside and outside in accordance with ANSI/AWWA A21.4/C104

At the proposed locations where a tee is to be installed with a line valve, a mechanical joint fire hydrant anchoring tee with rotating gland shall be installed in the main line to secure the valve.

Stainless steel tapping sleeves may be considered for use in some cases and shall be Mueller H-304 or equal. This generally will be when a small size tap (6 inches to 12 inches) is to be made to a large main (24 inches or larger). The bolts and nuts shall be Corten, stainless steel or other acceptable non-corrosive material. The sleeve shall be of a minimum two piece construction and compatible with a Mueller tapping valve.

The contractor must submit specifications and any pertinent information (location, reason, etc.) to the Director of Public Works for approval prior to installation.

JOINT ACCESSORIES

Mechanical joint pipe, fittings, and other appurtenances shall be furnished according to ANSI A21.11 - latest revision (AWWA C111 - latest revision) and furnished complete with mechanical joint accessories. The bolts and nuts to be alloy steel (Corten type such as US alloy or approved equal). Gaskets to be made of plain rubber with 70-75 durometer.

Push-On type pipe and fitting joints shall be furnished with two silicon bronze serrated wedges or conductive gaskets at each joint. The wedges shall be installed at 180 degree intervals after the joint is completed.

SLEEVE

Sleeves shall be Series RS3800 Restrained Sleeve manufactured by EBAA Iron or approved equal.

GRIP RING ACCESSORY KIT

Grip Ring Accessory Kit shall be manufactured by Romac Industries, Inc., or approved equal.

VALVES

All valves shall be AWWA Resilient-Wedge type gate valves and shall equal or exceed the AWWA C509 - latest revision standard. The valves shall be ductile iron body, bronze mounted, with non-rising stem.

All valves through 12 inches in size shall have a working pressure rating of 200 psi with a test pressure of 400 psi. Valves larger than 12 inches shall have a working pressure rating of 150 psi with a test pressure of 300 psi. All valves shall be provided with a 2 inch operating nut which opens to the right (clockwise).

Gate valves shall be provided with two "O" ring stem seals. One "O" ring shall be located below the thrust collar. The space between the "O" rings and around the thrust collar shall be filled with a lubricant to provide for thrust collar lubrication each time the valve is operated.

The interior of the valve body shall be free of pockets or ledges where sediment or debris can collect and shall be bubble tight at 200 psi working pressure in either direction and with the valve in any position.

The "O" ring stem seal(s) shall be replaceable with the valve under "working" pressure.

The valve shall have a full size unobstructed waterway capable of passing a full sized shell cutter equal to the nominal diameter of the tapping valve.

The valve body and bonnet shall be coated on all exterior and interior surfaces with a bonded epoxy coating conforming to the requirements of AWWA C116 - latest revision - Protective Fusion-Bonded Epoxy Coatings for the Interior Surfaces of Ductile-Iron and Grey-Iron Fittings.

Valves shall be furnished with mechanical joint end connections with gaskets. All valves shall be coated in conformance to AWWA Standard C-116, latest revision. Interior wetted ferrous surfaces shall be coated a nominal 10 mils thick for long life; and body exterior shall have a minimum 3 to 4 mils coating thickness in order to provide protection in shipment and storage.

All valves shall have the name of the manufacturer and year of manufacture clearly cast on the valve body. They shall be new and secured from a responsible manufacturer.

Tapping valves shall be of the same type as specified above, except they shall be provided with the AWWA standard tapping valve flange on one end to correspond with the tapping sleeve outlet flange. Tapping sleeves shall be of a class equal to that specified for “DUCTILE IRON PIPE FITTINGS".

All valves shall be new and secured from responsible manufacturers and use of valves other than specified above must receive written approval from the Director of Public Works not later than twenty-four (24) hours prior to bid opening.

Valves and fittings shall be set on a foundation or footing of concrete laid on firmly compacted ground. The foundations shall be solid concrete block(s) not less than 8” X 8” X 16” for 6" and 8" water mains and a minimum of 2 - 8” X 8” X 16” solid concrete blocks for 10" and larger water mains. Leveling shims shall be of hard wood material.

The elevation of the valves and fittings and their foundations shall be such as to conform to the height of the connecting pipe so there will be no strain on the joints.

VALVE BOXES

Cast iron valve boxes shall be provided for all valves. The valve boxes shall be provided with adjustable top boxes approximately 5 inches in diameter so constructed that the removable cover will not be thrown out by travel over it. Boxes shall be provided with a hood at the base of the lower section to relieve any strain on the valve bonnet. They shall extend from 36 inches to 54 inches unless otherwise specified. The valve boxes shall be new and secured from responsible manufacturers.

Valve boxes shall be set so that the base will be two (2) inches or more above the flanged joints of the valve dome. The nut of the valve shall be in line with the hub or upper part of the valve box base where it is connected with the upright jacket. After the valve boxes have been placed in proper position, they shall be backfilled with appropriate material and thoroughly hand tamped up to the surface of the ground. In no case shall the boxes be allowed to shift from a perpendicular position.

FIRE HYDRANTS

All fire hydrants shall equal or exceed the AWWA C502 - latest revision standard. They shall be of the compression type with the main valve closing with the pressure. They shall be of the dry barrel, dry top design.

The hydrant body shall be cast of ASTM A-126 Grade B gray iron with all interior parts fully bronze mounted, including a permanent bronze bushing threaded and locked into the shoe casting providing bronze to bronze threads between the seat ring and shoe for easy removal of the main valve assembly.

Hydrants shall be of the "breakable" type so designed that neither the barrel nor stem shall be damaged on impact and so designed that repairs may be effected by easily replaceable components.

The hydrant shall have only one flange above ground line secured with a traffic model breakable safety flange that will break clean on vehicular impact. The breaking point of the stem coupling shall be below the flange so that a tire cannot depress the stem and open the main valve.

The hydrant bonnet assembly shall be provided with an integral lubricant reservoir so designed that operating nut threads, stem threads, and thrust collar are automatically lubricated each time the hydrant is operated. The lubricant reservoir, stem threads, and operating nut shall be sealed from the waterway by two (2) "O" ring stem seals bearing on a bronze bushing near the top of the stem. The lubricant reservoir and operating nut shall also be sealed to the atmosphere to prevent leakage of lubricant and contamination of lubricant by the elements.

Hydrants shall have a specially molded rubber main valve which shall seat against an ASTM B-62 bronze seat ring with an inside diameter of 5-1/4 inches. The main valve assembly shall include two integral drain valves which operate automatically each time the hydrant is opened or closed with no toggles, springs, and adjustable mechanisms. There shall be at least two bronze lined drain ports located in the hydrant shoe.

Hydrants shall be furnished with two 2-1/2-inch hose nozzles and one 4-inch pumper nozzle. Pumper nozzle to face the street. All nozzle threads shall be National Standard Threads. They shall be furnished with a pentagon-shaped 1-1/4-inch bronze operating nut with an approved weather cap. All hydrants shall be opened by turning right (clockwise).

Each fire hydrant shall be installed using an auxiliary valve that is tied to the main line through the use of a mechanical joint hydrant tee with rotating gland. The fire hydrant valve and line shall be 6 inches. The auxiliary valve and required box shall be specified under "VALVES

AND VALVE BOXES". The fire hydrant shall be installed using a “6 INCH ANCHOR COUPLING” and, if needed, a “XX INCH FIRE HYDRANT LIFT KIT”. The contractor may substitute “6 INCH POLYWRAPPED DIP and 6 INCH OFFSET NIPPLE” for the “6 INCH ANCHOR COUPLING and XX INCH FIRE HYDRANT LIFT KIT”.

Hydrants shall be furnished with Mechanical Joint inlet (shoe) connection and shall be sized for a minimum bury (trench) depth of 4-1/2 feet.

The Mueller Centurion Model A423 (preferred) or the Modern Centurion Model A442 are approved hydrants.

Use of Hydrants other than as specified above, must receive written approval from the Director of Public Works a minimum of twenty-four hours prior to bid opening.

Fire Hydrants shall be set in such a manner that the steamer connection is facing the closest street. They shall be set vertically upon a solid concrete block not less than 8” X 8” X 16” (See Standard #4000).

Hydrants shall be set with solid concrete blocking (8” X 8” X 16”), placed behind the barrel and behind the tee connection between the water main and the hydrant lead to prevent movement of the pipe or hydrant (See Standard #4000). Poured concrete blocking is allowed, but only with the approval of the Engineer. When shims are required, they shall be hard wood shims.

To provide adequate drainage, the base of the hydrant shall be enclosed with a vault built of brick, constructed to allow an eight (8) inch clearance around the base and tapered so as to fit closely around the barrel of the hydrant just above the lower flange. Drain field using 1” washed stone is an approved equal to the brick vault. Use 1” washed river rock or approved equal.

After fire hydrants have been set, backfilled and tested, the surfaces of the hydrant above the ground line shall be cleaned by wire brushing and washing with soap and water, and the exposed surfaces shall be painted with one (1) coat of Valspare Syn-Gard,

POLYETHYLENE ENCASED WATER MAINS

This work shall comply with ANSI/AWWA C-105/A21.5 (latest revision.)

All pipe, fittings and appurtenances such as valves, tees tapping saddles and crosses shall be polyethylene encased when they are installed within the area requiring such encasement.

INSTALLATION METHODS

PROTECTION OF WATER MAINS

Water mains and water service lines shall be protected against entrance of hydrocarbons through diffusion through any material used in construction of the line.

HORIZONTAL SEPARATION

A. Whenever possible, the water main shall be laid at least ten (10) feet horizontally from any existing or proposed drain or sewer line.

B. Should the local conditions prevent a lateral separation of ten (10) feet, a water main may be laid closer than ten (10) feet, or in the same trench, with a storm or sanitary sewer; provided the main is laid in a separate trench; or on an undisturbed earth shelf located to one side of the sewer and at such an elevation that the bottom of the water main is at least eighteen (18) inches above the top of the sewer.

C. If it is impossible to obtain proper horizontal and vertical separation as stipulated in (A) or (B), both the water main and sewer shall be constructed of mechanical joint, ductile iron pipe and be pressure-tested to assure water tightness before backfilling.

D. Water mains shall be separated from septic tanks disposal fields and seepage beds by a minimum of twenty-five (25) feet.

VERTICAL SEPARATION

A. Whenever water mains must cross house sewers, storm drains, or sanitary sewers, the water main shall be laid at such an elevation that the bottom of the water main is eighteen (18) inches above the top of the drain or sewer. This vertical separation shall be maintained for that portion of the water main located within ten (10) feet, horizontally of any sewer or drain crossed, said ten (10) feet to be measured as the nominal distance from the water main to the drain or sewer

B. Where conditions exist that the minimum vertical separation set forth in (A) cannot be maintained, or if it is necessary for the water main to pass under a sewer or drain, both the sewer and the water main shall be laid with mechanical joint, ductile iron pipe; and the mechanical joint pipe shall extend on each side of the crossing until the nominal distance from the water main to the sewer or drain line is at least ten (10) feet.

As an alternate, either the water main or the sewer could be installed inside a carrier pipe which would extend at least ten (10) feet on each side of all crossings.

In making such crossings, it is preferable to center a length of water main pipe over the sewer to be crossed so that the joints will be equidistant from the sewer and as remote there from as possible. Where a water main must cross under a sewer, a vertical separation of eighteen (18) inches between the bottom of the sewer and the top of the water main shall be maintained, along with means to support the sewer lines to prevent their settling.

EARTH EXCAVATION

The trenches shall have a minimum width of twelve (12) inches plus the diameter of the water main to be laid therein, and of such a depth that there shall be a minimum of three (3) feet six (6) inches of cover, measured from the surface of the street or natural ground to the top of the pipe.

The excavated material shall be deposited on the side of the trenches and beyond the reach of slides and the banks trimmed up so as to be of as little inconvenience as possible to public travel or occupants of adjoining property. In case it is necessary to place excavated material on any sidewalk or pavement, barriers shall be erected to keep the material at least four (4) feet from the front of buildings and from the inner portion of the sidewalk or pavement. When it is necessary to deposit excavated materials on grass plots, it shall be removed in such a manner as to cause as little damage as possible to the grass. Any damage shall be repaired by the contractor at his own expense.

All pavements, sidewalks, driveways, culverts, curbs, curb and gutters, cross walks or similar obstructions which interfere with the construction work must be tunneled under or removed to the width of the trench before the excavation is made. All materials unsuitable for backfilling must be kept separate from other excavated materials and disposed of as directed by the Engineer, at the contractor's expense.

In case the character of the ground requires it, to protect the work, the street or the workmen, the side of the trenches shall be supported with suitable bracing and sheeting. Where the ground is sufficiently firm, the pipe may be laid directly on the bottom of the trench, but wherever soft or

unsuitable ground is encountered, or wherever trenches are excavated through cinder fills or other unsuitable material, the Engineer may require that the trench be excavated to an additional depth of six (6) inches and clean sand, crushed rock or selected earth, as directed by the Engineer, shall be tamped into the trench for minimum thickness of six (6) inches below the bottom of the pipe.

The trenches shall be kept free of water during the progress of the work. All tools and equipment for pumping and bailing and all materials for building drains or other work necessary to keep the trenches free of water shall be furnished by the contractor. This work and equipment shall be considered incidental to the contract and no extra compensation will be allowed.

All sewer, water, gas and other pipes or conduits and service connections encountered shall be carefully supported and protected from damage while the excavations are being made and backfilling finished.

CITY UTILITY LOCATION

It shall be the contractor's responsibility to locate existing water services. Where there is reasonable assurance a City utility exists (storm sewer, sanitary sewers, water mains and/or other City services), but cannot otherwise be located, the contractor, at the engineer's direction, will excavate to locate said utility before construction reaches that area. This will usually require digging in the street/boulevard and the Engineer shall be present when such exploration is done. Trench backfill will be used when directed by the Engineer.

This work will in no way relieve the contractor of his obligation to contact JULIE for the location of other utilities.

PIPE LAYING

Water main pipe shall be handled and installed per ANSI/AWWA C600 (latest revision) and by the following additions:

Pipe shall be handled by mechanical equipment or other approved means. Handling of pipe by means of hooks at both ends of the pipe will not be allowed.

All pipe and fittings shall be thoroughly cleaned by brushing with a wire brush at joints and by swabbing the pipe interior.

Pipe shall be laid on a firm bed and as straight as possible. Excavation must be made under the bell of each pipe so the entire length of pipe will lay on the bottom of the trench and the pipe weight will not rest on the bell.

In laying mechanical joint pipe, all surfaces which come in contact with the rubber gasket seals shall be thoroughly brushed with a wire brush and just prior to slipping the gasket over the spigot end and into the bell, all surfaces including the gasket, shall be thoroughly cleaned with soap and water. The gland and gasket shall then be placed on the spigot end and the pipe inserted in the bell.

The gasket shall then be pushed into position and evenly seated, the gland shall be placed in position, the bolts inserted and the nuts tightened.

When tightening bolts, the gland shall be brought up toward the pipe flange evenly, maintaining approximately the same distance between the gland and the face of the flange at all points around the socket. This shall be done by partially tightening the bottom bolt first, then the top bolt, next the bolts on either side, and last the remaining bolts. This cycle shall be repeated until all bolts are within the following range of torque:

BOLT SIZE INCHES	RANGE OF TORQUE FT. - LB.
5/8	40 - 60
3/4	60 - 90
1	70 - 100
1-1/4	90 - 120

The above torque loads shall be applied with torque measuring wrenches.

In laying "Push-On" pipe, the bell socket and the plain end of the entering pipe must be absolutely clean and free of foreign matter prior to the seating of the gasket. The gasket shall be wiped clean, flexed, and then placed in the socket with the large round end entering first, so that the gasket is seated evenly around the inside of the socket with the groove fitted over the bead. As the gasket fits snugly in the gasket seat it may be necessary to smooth out the gasket around the entire circumference to remove any bulges which might interfere with the proper entry of the spigot end.

A thin film of lubricant shall be applied to the inside surface of the gasket which will come in contact when entering the plain end of the pipe. In some cases it is desirable to apply a thick film of lubricant to the outside of the plain end for about one inch back from the end. Lubricant other than that furnished with the pipe shall not be used.

The plain end of the pipe shall be aligned and carefully entered into the socket until it just makes contact with the gasket.

Joint assembly shall then be completed by forcing the plain end of the entering pipe past the gasket until it makes contact with the bottom of the socket. The first painted stripe shall be inside the socket and the front edge of the second stripe shall be approximately flush with the bell face. If the assembly is not accomplished with the application of reasonable force, the plain end of the pipe shall be removed to check for the proper positioning of the gasket. After proper assembly, the bronze serrated wedges shall be installed as described under **"JOINT ACCESSORIES."**

Installation of restrained joint pipe, when required, shall be the same as "push-on" pipe with the following additions:

The length of restrained joint pipe required each side of a bend or fitting is a function of the pipe size, internal pressure, depth of cover and the characteristics of the soil. Because of all these variables, the amount of restrained joint pipe at each fitting shall be shown on the plans or described in the special provisions of the contract documents. Normally, the City asks the contractor to install two fieldlock gaskets before and after any fitting.

Restrained joint pipe is a special push-on or mechanical joint pipe that is designed to provide longitudinal restraint without the aid of thrust blocks, although thrust blocking may still be required. U.S. Pipe's TR Flex or Clow's Super-lok joint pipe are examples of this type of restrained joint pipe.

Trench water shall be kept out of the pipe and the pipe kept closed by means of test plugs whenever the work is not in progress.

Caps or plugs shall be put on all open ends of pipe, open bends, open tees, or crosses. Pipe laid adjacent to curbs and on all unsupported changes of direction, all tees, crosses, and other fittings receiving right angle or diagonal thrusts, and all plugs at blanked openings shall be firmly backed against solid earth with suitable masses of concrete of a thickness equal to the pipe diameter and of a length to reach from end to end. Solid concrete blocks 8” X 8” X 16” shall be used for blocking. Poured Portland Cement Concrete blocking shall be used only with the approval of the Engineer.

All connections with existing mains and adjustments of existing mains and service lines shall be made. Any special fittings, plugs, or similar appurtenances necessary to complete the work shall be furnished by the contractor at no additional cost.

All required connections to existing water mains or services shall be completed so that no service or existing water main shall be left open and unconnected at the close of a working day.

THRUST BLOCKS AND THRUST COLLARS

When required, thrust blocks and/or thrust collars shall be constructed per City Construction Standards 4020, 4021 and 4021A.

When using standard 4021A, the following materials will be used:

1. Class SI concrete shall be used.

2. #5 reinforcement bars shall be used as shown on the standard.

3. 16-gauge sheet metal plates cut to size as shown on the standard.

The following methods of construction will be followed:

1. The contractor shall follow the standard dimensions as close as possible, but in no case will a smaller dimensioned block be acceptable.

2. The bottom of the foundation for the block shall be clean and conform to the shape shown in the standard.

3. The sides of the block shall conform to the shape shown on the standard. Forms must be used to insure that the block configuration is being adhered to and to insure the retention of the concrete during its consolidation. The concrete shall not hinder the removal of any flange bolts.

4. The back side of the block must be poured against undisturbed earth. If during the installation of the water main, additional earth has been excavated or disturbed, the concrete block shall be extended to an undisturbed area.

5. No backfilling may take place until the poured concrete has taken its initial set.

6. Reinforcement bars must be placed in proper position prior to pouring. Floating the bars into position will not be allowed.

TESTING

All tests shall be made in the presence of the City Engineer or his assigned representative.

The work of laying the pipes, fittings, hydrants, valves and other appurtenances shall be of such character as to leave all the pipes and connections water tight. To insure these conditions, the

water main and all appurtenances shall be subjected to a test of water pressure of not less than one hundred ten (110) pounds per square inch.

The tests shall be made between valves as far as practicable, or as directed by the Engineer, within two (2) working days of the completion of each section of main. Where it is impracticable to test between valves or near connections to existing mains, temporary caps or plugs shall be placed on the mains to close off a section of the main so that it may be tested. The pressure shall be raised to a minimum of one hundred ten (110) pounds and so maintained for a period of not less than two (2) hours.

The amount of water forced into the main during this time shall be determined and this amount shall be taken as a basis to compute the leakage for twenty-four (24) hours. Pressure shall not vary more than two (2) pounds from the above during the test period. Results of tests shall be submitted to the City.

Allowable leakage shall be computed on the basis of fifteen (15) gallons per inch of pipe diameter, per mile of length, per twenty-four (24) hours. On this basis, the allowable leakage per one thousand (1,000) lineal feet of water main is as follows:

PIPE DIAMETER (INCHES)	TOTAL ALLOWABLE IN 2 HOURS (GALLONS)	LEAKAGE PER 1,000 FEET IN 24 HOURS (GALLONS)
2	0.5	5.7
4	0.9	11.4
6	1.4	17.0
8	1.9	22.7
10	2.4	28.4
12	2.8	34.1
14	3.3	39.8
16	3.8	45.4
18	4.3	51.1
20	4.7	56.8
24	5.7	68.2

If the leakage is at a greater rate than that specified, the trenches shall be re-excavated where necessary, the joints re-made and all defective work and materials replaced until the leakage is reduced to the allowable amount. This work is at the contractor's expense.

When the City can conveniently furnish water for testing pipe joints, jetting backfill or other purposes, there shall be no charge, except for the labor of turning the water off and on. However, the City shall not be obligated to furnish water, with or without charge, unless it can do so with reasonable convenience and entire safety to the public.

The necessary regulation or operation of valves to allow for the connections being made shall be performed only by the employees of the City's Water Services Division. Notice must be given forty-eight (48) hours in advance when a shut off is to be made to allow for a connection.

DISINFECTING WATER MAINS

Flushing and disinfecting new water mains shall be done per AWWA C651 (latest revisions).

Flushing shall be done through open ends. At the end of each straight run, flumes or suitable means shall be provided to carry the waste water up to and over the ground surface to an outlet. To keep the waste water to a minimum, a "pig" shall be inserted into the upstream end of the new pipe during construction. Flushing through fire hydrants will not be permitted.

Preliminary flushing shall be done per Section 5.2.2 of AWWA C651-86 standard.

All flushing of mains shall be done during periods of low water demand or at such times as may be directed by the Engineer and Water Services Supervisor.

To guard against a contaminated water supply and to provide safe, potable water for domestic use, all mains shall be thoroughly sterilized before being placed in service.

Water mains shall be sterilized as soon as pressure tests are completed per AWWA C651-86, Section 5.2.3, except paragraph 4 shall be deleted.

The form of chlorine to be used shall be granular calcium hypochlorite. Any deviation from this must have written approval from the Engineer.

The amount of sterilizing agent introduced shall be as per Table 4 of AWWA C651 under Column for 1-percent chlorine solution.

Final flushing, bacteriological tests and any re-disinfection shall be done per Sections 6, 7 and 8 of AWWA C651. In addition, bacteriological tests shall meet the requirements of Illinois Technical Policy Statement, Section 652.203.

Samples should be taken at approximately 500 foot intervals and at each branch line. Under special conditions on long construction runs, samples may be taken every 1,000 feet, but only with approval of the Engineer.

BACKFILLING

Backfilling of all water main shall be made in accordance with Method 1, Article 603.08 of the Illinois Department of Transportation Standard Specifications for Road and Bridge Construction, latest revision. Jetting will be permitted outside the limits of the pavement.

After the pipe is laid (and as soon as possible after testing,) the trench shall be filled with either selected earth, or select graded aggregate free from boulders or any foreign matter. Ashes, cinders, or other corrosive material shall not be allowed. Backfill around the pipes and to a depth of six (6) inches above the top of the pipes shall be thoroughly rammed and tamped. Place material in eight (8) inch lifts and compact using a mechanical tamper or roller. Care should be taken to prevent any lateral movement of the pipe from the tamping operation.

During the installation of all water mains, care must be exercised so that the trees in the boulevard and on private property behind the sidewalk will not be disturbed. All disturbed boulevard areas shall be graded and seeded.

When not otherwise ordered, the backfilling shall not be left unfinished more than three hundred (300) feet behind the completed pipe work.

DUST CONTROL

The contractor shall be responsible for control of dust within the construction area. Contractors are advised that street surfaces or portions of same undisturbed by trench excavation, haul routes and similar areas used by the contractor and subject to traffic, shall be maintained clear of dirt, sand or debris by sweeping, flushing or other appropriate measures. Such cleaning shall in no event lag more than one city block behind the trench excavation operation and shall be maintained as necessary for the duration of the construction work.

Where temporary surfacing over excavated areas must be maintained to allow trench consolidation and such surfacing becomes a source of dust, the engineer may authorize application of calcium chloride or approved chemical suppressant at such rate as will inhibit the dust problem.

END
CITY OF DECATUR
STANDARD SPECIFICATIONS FOR
WATER MAIN CONSTRUCTION

STANDARD

DRAWINGS

STANDARD DESIGN
FOR
DRIVEWAY AND PAVEMENT PATCHING

EXISTING PAVEMENT	REPLACEMENT MATERIALS
STONE	8" AGGREGATE SURFACE COURSE TYPE B
FLEXIBLE PAVEMENTS	BITUMINOUS CONCRETE SURFACE COURSE WILL BE 2" GREATER THAN EXISTING OR MINIMUM OF 8" (SEE NOTE B)
RIGID PAVEMENTS	P.C.C. PAVEMENT WILL BE 2" GREATER THAN EXISTING OR 8" MIN. (SEE NOTE C)
RIGID DRIVEWAY PAVEMENTS	DRIVEWAY PAVEMENT WILL BE 2" GREATER THAN EXISTING OR 6" MIN.

NOTE: THE PAVEMENT REPLACEMENTS SHOWN ARE MINIMUMS, THE EXISTING PAVEMENT SECTION SHALL DICTATE THE EXACT THICKNESS WHEN GREATER THAN SHOWN ABOVE.

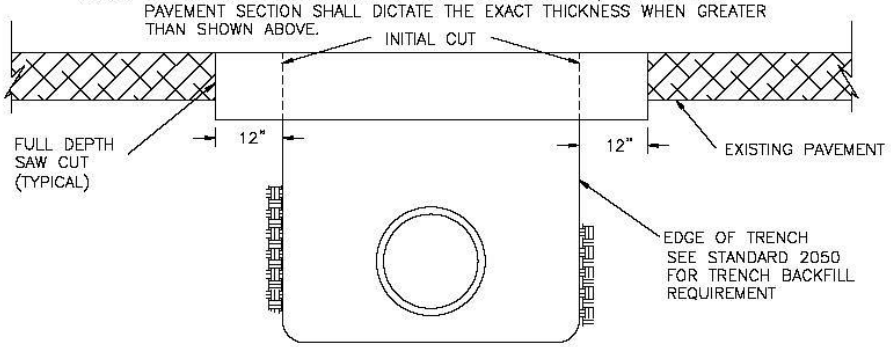

CONSTRUCTION PROCEDURE-RIGID & FLEXIBLE PAVEMENTS

A. RIGID AND FLEXIBLE PAVEMENTS
1. THE INITIAL CUT LINE SHALL BE OUTLINED WITH A SAW CUT OF SUFFICIENT DEPTH TO INSURE THAT THE PAVEMENT TO BE REMOVED CAN BE BROKEN AWAY WITHOUT STRUCTURAL DAMAGE TO THE PAVEMENT REMAINING.
2. THE FINAL SAW CUT LINE SHALL BE MADE BY SAWING FULL DEPTH A MINIMUM OF 1 FT. BEYOND ANY PAVEMENT DAMAGE AND SHALL BE MADE AFTER THE TRENCH HAS BEEN FILLED AND COMPACTED.
3. AFTER THE PAVEMENT HAS BEEN REPLACED, THE PERIMETER OF THE SAW JOINT SHALL BE SEALED BY AN APPLICATION OF BITUMINOUS MATERIAL.

B. BITUMINOUS CONCRETE PAVEMENT
1. PRIOR TO PATCHING A HOLE, THE CUT FACES OF THE EXISTING PAVEMENT AND COMPACTED BASE COURSE SHALL BE GIVEN AN APPLICATION OF ASPHALT RC–70 AT THE RATE OF APPROXIMATELY 0.1 GALLONS PER SQUARE YARD.
2. THE PATCHING MATERIAL SHALL BE BITUMINOUS CONCRETE SURFACE COURSE, CLASS I, AND SHALL BE PLACED IN ACCORDANCE TO IDOT STANDARD SPECIFICATIONS FOR ROAD AND BRIDGE CONSTRUCTION CURRENT VERSION FOR CLASS D PATCHES.

C. PORTLAND CEMENT CONCRETE PAVEMENT
1. REPAIRS IN PCC PAVEMENT GREATER THAN 6" IN DEPTH WILL BE CONSTRUCTED IN ACCORDANCE WITH CITY STANDARD #1060.

D. BRICK PAVEMENT
1. REPAIRS WILL BE MADE IN ACCORDANCE WITH CITY STANDARD #1070 FOR BRICK PAVEMENT REPAIRS OR AS DIRECTED BY THE CITY ENGINEER.

CITY OF DECATUR, ILLINOIS
DEPARTMENT OF ENGINEERING & INFRASTRUCTURE

ISSUED: 7–3–01

REVISIONS BY	DATE
R.W.D.	3/3/97
K.G.G.	4/3/00
JMM	5/1/02
KSG	10/2002

ADOPTED JANUARY 1, 2003

DIRECTOR OF ENGINEERING & INFRASTRUCTURE

STANDARD#1050

K:\DICEngineering-data\AUTOCAD\STANDARD\Standards 2003\Sheet05\Dwg\Wed, 30 Apr 2003 - 10:15am

STANDARD DESIGN
TRENCH BACKFILL AND BEDDING

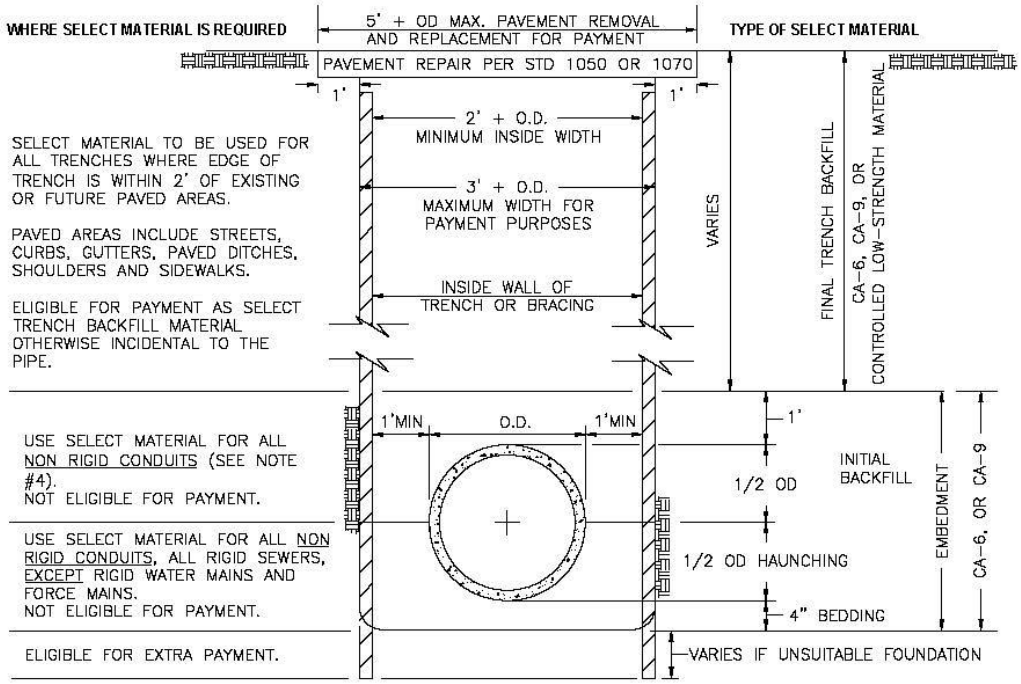

NOTES:

1. WHEN EDGE OF TRENCH IS WITHIN 2' OF ANY PAVED AREA, UNIFORM LAYERS OF SELECT MATERIAL NOT EXCEEDING 8" THICK SHALL BE PLACED AND COMPACTED BY RAMMING OR TAMPING WITH TOOLS APPROVED BY THE ENGINEER TO 95% OF STANDARD PROCTOR DENSITY.

2. WHEN EDGE OF TRENCH IS BEYOND 2' OF ANY PAVED AREA, UNIFORM LAYERS OF SUITABLE EXCAVATED MATERIAL NOT EXCEEDING 12" THICK SHALL BE PLACED AND COMPACTED BY RAMMING OR TAMPING TO THE SATISFACTION AND APPROVAL OF THE ENGINEER.

3. CA-7, CA-11, CA-13, OR CA-16 MAY BE USED FOR TRENCH BACKFILL WHEN AN APPROPRIATE GEOTECHNICAL FABRIC IS USED TO LINE THE TRENCH.

4. NON RIGID CONDUITS ARE DEFINED AS FLEXIBLE THERMOPLASTIC PIPE AND/OR CORRUGATED METAL PIPE.

5. BELLS HOLES WILL BE DUG. NO PIPE WILL ACCEPTED WHERE THE BELLS OF THE PIPE ARE SUPPORTING THE WEIGHT OF THE PIPE.

CITY OF DECATUR, ILLINOIS DEPARTMENT OF ENGINEERING & INFRASTRUCTURE	ISSUED: 7-3-01	
	REVISIONS BY	DATE
	K.G.D.	4/4/00
ADOPTED JANUARY 1, 2003	JMM	5/1/02
DIRECTOR OF ENGINEERING & INFRASTRUCTURE		

STANDARD# 2050
SHEET #1 OF 2

STANDARD DESIGN
TRENCH BACKFILL AND BEDDING
FOR
SANITARY SEWERS, STORM SEWERS & WATERMAINS
TABLE 1

INSIDE DIAMETER OF CONDUIT IN INCHES "D"	MAXIMUM TRENCH WIDTH IN FEET FOR PAYMENT	FINAL BACKFILL CY \ FOOT PER FOOT OF DEPTH WHERE ELIGIBLE FOR PAYMENT	PERMANENT PAVEMENT REMOVAL AND REPLACEMENT SY \ FOOT
6	3.58	0.13	0.62
8	3.78	0.14	0.64
10	3.97	0.15	0.66
12	4.17	0.15	0.69
14	4.36	0.16	0.71
15	4.46	0.17	0.72
16	4.56	0.17	0.73
18	4.75	0.18	0.75
20	4.94	0.18	0.77
21	5.04	0.19	0.78
24	5.33	0.20	0.81
27	5.63	0.21	0.85
28	5.72	0.21	0.86
30	5.92	0.22	0.88
33	6.21	0.23	0.91
36	6.50	0.24	0.94
42	7.08	0.26	1.01
48	7.67	0.28	1.07
54	8.25	0.31	1.14
60	8.83	0.33	1.20
66	9.42	0.35	1.27
72	10.00	0.37	1.33
78	10.58	0.39	1.40
84	11.17	0.41	1.46
90	11.75	0.44	1.53
96	12.33	0.46	1.59
102	12.92	0.48	1.66
108	13.50	0.50	1.72
120	14.67	0.54	1.85

CITY OF DECATUR, ILLINOIS
DEPARTMENT OF ENGINEERING
INFRASTRUCTURE

ADOPTED JANUARY 1, 2003

DIRECTOR OF ENGINEERING & INFRASTRUCTURE

ISSUED:	
REVISIONS BY	DATE
K.G.Q.	4/4/00
JMM	5/1/02
KSG	10/2002

STANDARD# 2050
SHEET #2 OF 2

K:\CAD\Engineer\eng-dist\AUTOCAD\STANDARD\Standards 2003\Std2050 Sheet 2 of 2.dwg\Wed, 30 Apr 2003 - 10:32am

STANDARD DESIGN
TYPICAL FIRE HYDRANT SETTING

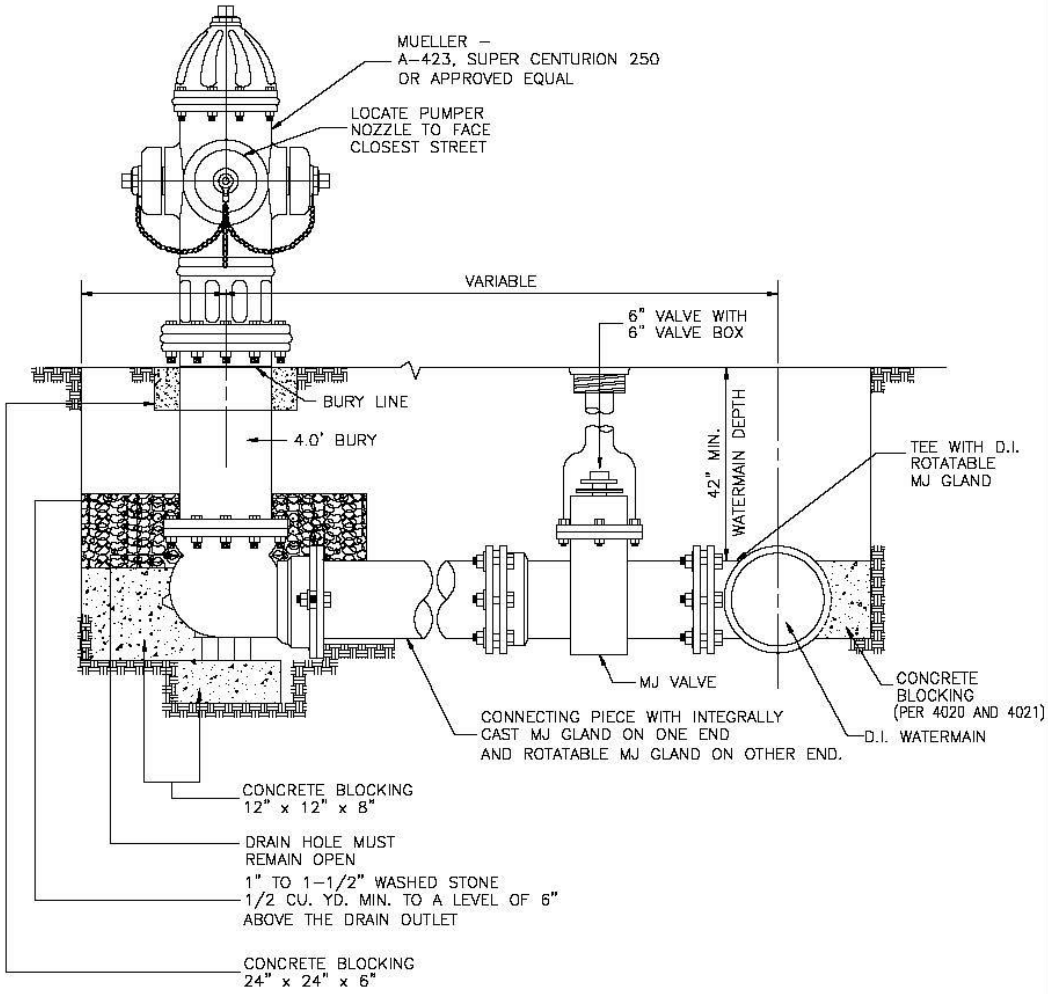

CITY OF DECATUR, ILLINOIS
DEPARTMENT OF ENGINEERING
& INFRASTRUCTURE

ADOPTED JANUARY 1, 2003

DIRECTOR OF ENGINEERING & INFRASTRUCTURE

ISSUED: 1/1/03	
REVISIONS	
BY	DATE
F.W.T.	12/15/81
SHOF	8/15/89
R.W.D	4/8/97
RNB	12/18/02

STANDARD# 4000

K:\DICEngineer\eng-data\AUTOCAD\STANDARD\Standards 2003\Std4000.dwg\Wed, 30 Apr 2003 - 11:01am

STANDARD DESIGN
WATERMAIN VALVES 16" & LARGER

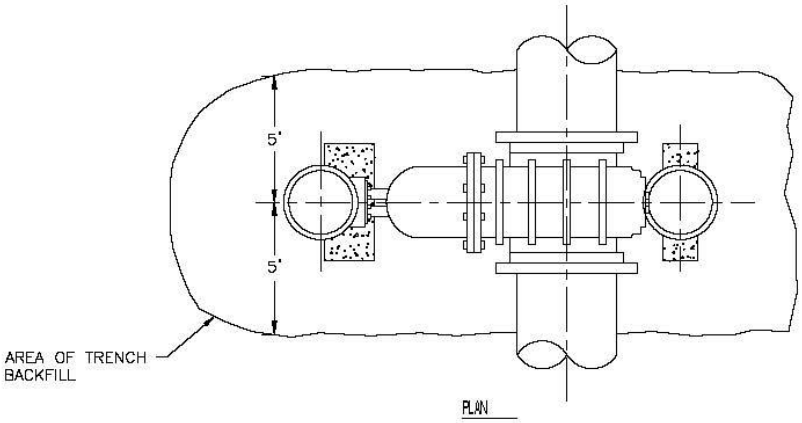

PLAN

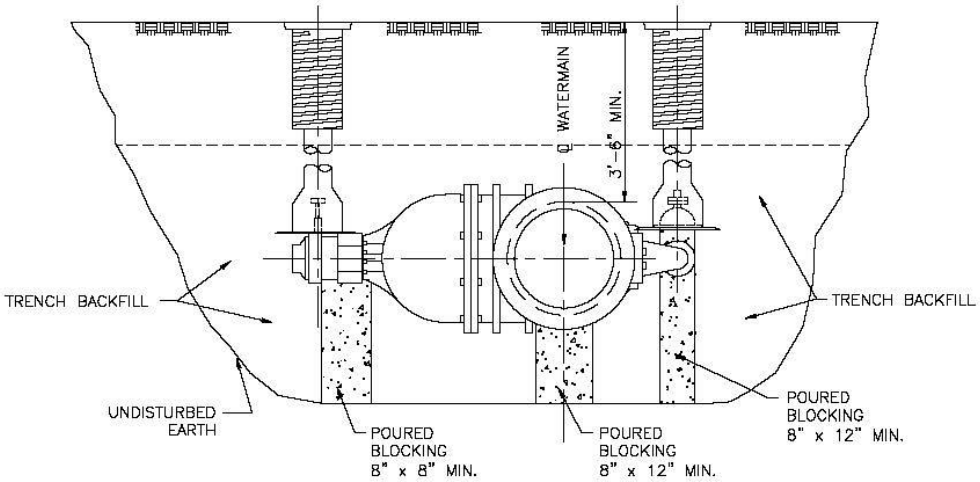

ELEVATION

NOTES:

1. FOR SIZES 16" TO 24" GATE VALVE SHALL BE MUELLER A-2361 DUCTILE IRON RESILIENT WEDGE OPEN RIGHT OR APPROVED EQUAL.
2. VALVES SHALL BE COMPLETE WITH MUELLER BEVEL GEARING VALVE OPERATOR OR APPROVED EQUAL.
3. BY-PASS VALVE REQUIRED FOR VALVES 18" AND LARGER.

CITY OF DECATUR, ILLINOIS
DEPARTMENT OF ENGINEERING & INFRASTRUCTURE

ADOPTED JANUARY 1, 2003

DIRECTOR OF ENGINEERING & INFRASTRUCTURE

ISSUED: 1/1/03	
REVISIONS	
BY	DATE
F.W.T.	12/15/81
SHOE	9/15/89
R.W.D.	3/6/97
RNB	12/19/02

STANDARD# 4010

K:\IVCEngineering-data\AUTOCAD\STANDARD\Standards 2003\Std4010.dwg\Wed, 30 Apr 2003 - 11:02am

STANDARD DESIGN
CONCRETE BLOCKING
WATERMAIN - 6" TO 10"

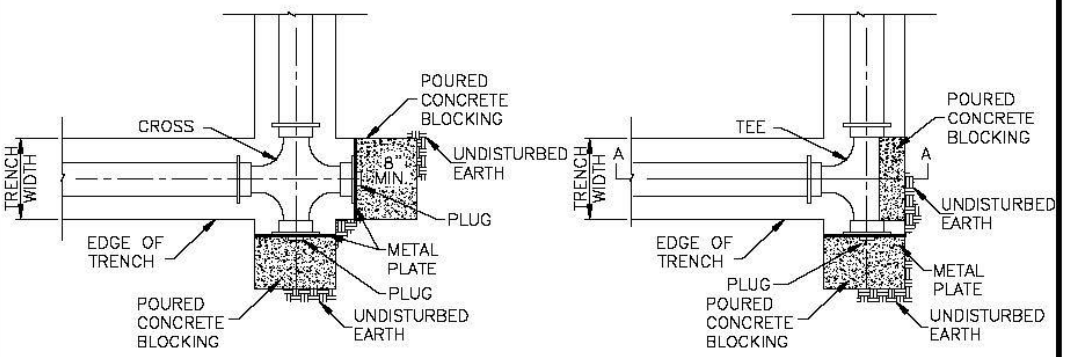

FOR CROSSES & PLUGS

PLAN

FOR TEES & PLUGS

PLAN

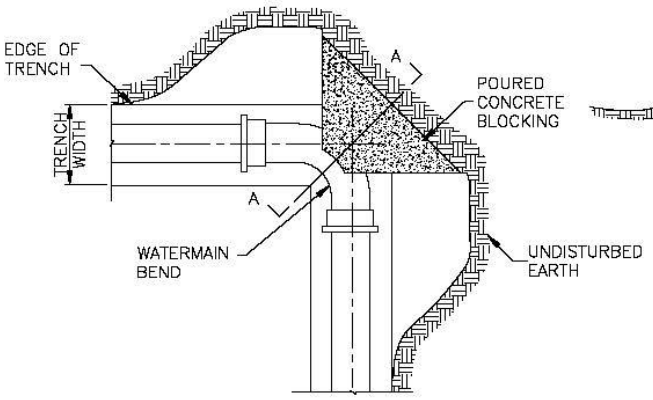

FOR WATERMAIN BENDS

PLAN

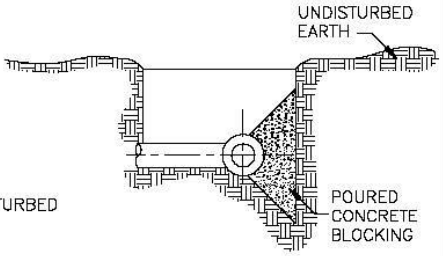

SECTION A-A

NOTES:

1. CONCRETE BLOCKING SHALL BE SIMILAR FOR ALL BENDS.
2. PRECAST CONCRETE BLOCKING MAY BE USED WITH APPROVAL OF ENGINEER.
3. WRAP CONNECTION ENDS IN PLASTIC SHEETING, NOT LESS THAN 4mil THICKNESS, PRIOR TO POURING CONCRETE BLOCKING.

STANDARD #4020

CITY OF DECATUR, ILLINOIS DEPARTMENT OF ENGINEERING & INFRASTRUCTURE	ISSUED: 1/1/03 REVISIONS BY DATE R.W.D 3/2/97 RNB 01/01/2003
ADOPTED JANUARY 1, 2003 DIRECTOR OF ENGINEERING & INFRASTRUCTURE	

K:\DVC\Engineer\eng-data\AutoCAD\STANDARD\Standards 2003\Std14020.dwg\Wed, 30 Apr 2003 - 11:02am

STANDARD DESIGN CONCRETE BLOCKING WATERMAIN - 12" TO 42"

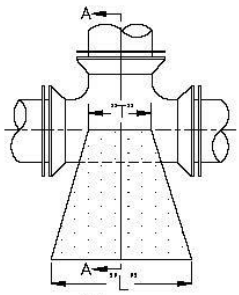

TEE

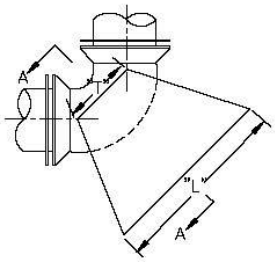

90° BENDS

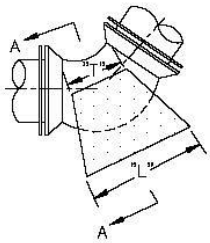

45° & 22 ½' BENDS

PLACE 16 GAUGE SHEET METAL PLATE BEHIND PLUG

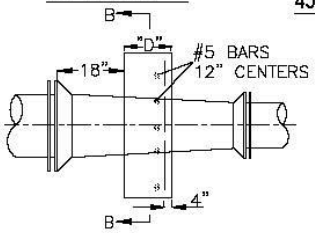

REDUCER

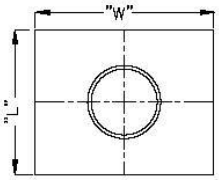

SECTION B-B

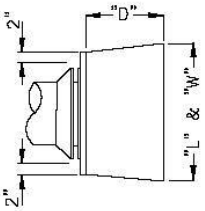

PLUG

NOTES:

1. DEPTH "D" MAY BE GREATER THAN SPECIFIED TO ALLOW WORKING SPACE. BLOCK MUST BE POURED AGAINST UNDISTURBED EARTH.
2. POURED BLOCKING NOT TO HINDER REMOVAL OR INSTALLATION OF BOLTS ON MJ FITTINGS.

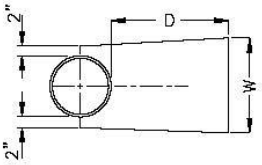

SECTION A-A

BLOCKING DIMENSION

	SIZE	12"	16"	20"	24"	30"	36"	42"
TEE	D	6"	8"	12"	20"	30"	36"	44"
	L	24"	32"	50"	62"	84"	96"	144"
	W	24"	32"	40"	48"	60"	80"	120"
	T	18"	22"	27"	32"	34"	36"	36"
90° BENDS	D	10"	15"					
	L	34"	54"					
	W	38"	54"					
	T	14"	18"					
45° BENDS	D	8"	8"	12"	18"	20"	24"	
	L	26"	36"	48"	60"	63"	66"	
	W	20"	36"	36"	42"	48"	60"	
	T	8"	22"	24"	32"	32"	33"	
22½° BENDS	D				10"			
	L				42"			
	W				36"			
	T				24"			
PLUG	D	6"	10"		18"	27"	30"	
	L	30"	36"		52"	60"	96"	
	W	30"	36"		52"	60"	96"	
REDUCER	SIZE	42"x36"	36"x30"	36"x24"	30"x24"	30"x16"		
	D	12"	12"	12"	12"	12"		
	L	72"	48"	60"	42"	48"		
	W	72"	48"	60"	42"	48"		

CITY OF DECATUR, ILLINOIS
DEPARTMENT OF ENGINEERING
& INFRASTRUCTURE

ISSUED: 7-3-78

REVISIONS BY	DATE
R.W.D	4/9/97
R.N.B.	1/1/03

ADOPTED JANUARY 1, 2003

DIRECTOR OF ENGINEERING & INFRASTRUCTURE

STANDARD #4021

K:\DYCEngineer\wrap-data\AUTOCAD\STANDARD\Standards 2003\Std-4021.dwg\Wed, 30 Apr 2003 - 10:56am

CITY OF DECATUR
PUBLIC WORKS DEPARTMENT
MACON COUNTY
CITY PROJECT 2019-23

WATER VALVE AND FIRE HYDRANT REPLACEMENT PROJECT

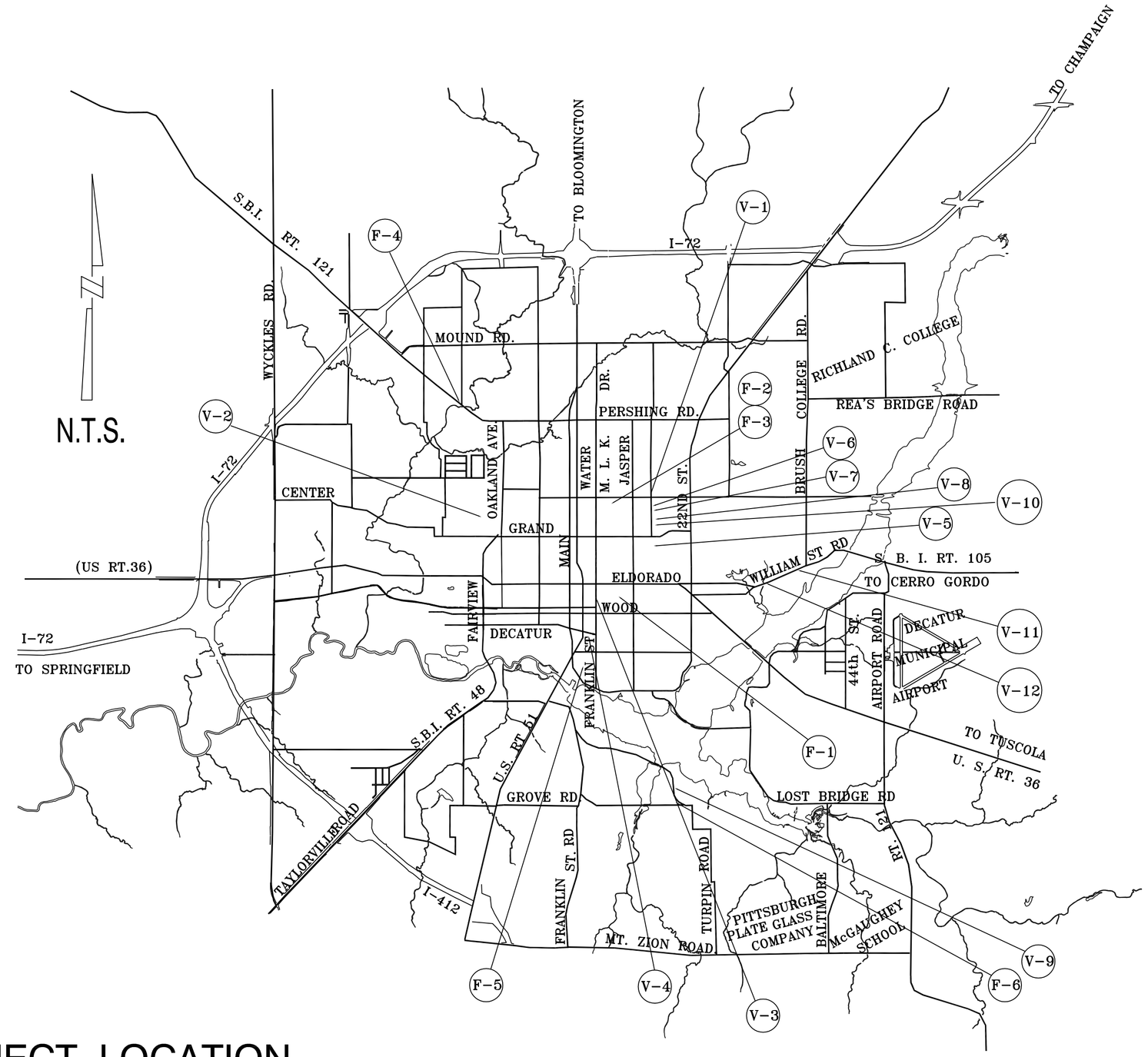

PROJECT LOCATION

VARIOUS

LIST OF DRAWINGS

1 COVER SHEET, LOCATION PLAN AND LIST OF DRAWINGS
2 NOTES, LEGEND AND SCHEDULE OF QUANTITIES
3 VALVE REPLACEMENT 1 - 4
4 VALVE REPLACEMENT 5 -8
5 VALVE REPLACEMENT 5 - 10 & HYDRANT REPLACEMENT 1 - 3
6 HYDRANT REPLACEMENT 4 - 6
7 VALVE REPLACEMENT 11 - 12
8 STANDARDS & SPECIFICATIONS

CALL J.U.L.I.E. AT 811

It's smart. It's free. It's the law.

Call Before You Dig

JULIE ILLINOIS ONE-CALL SYSTEM

Call before you dig.

800.892.0123

PAUL E CASWELL, P.E.
CITY ENGINEER
No. 062-062825 EXP. 11/30/19

UTILITY / MUNICIPAL CONTACTS

SEWER:	WATER:	ROADS:	SEWER:
CITY OF DECATUR # 1 GARY K. ANDERSON PLAZA DECATUR, IL 62523 (217) 424-2747	CITY OF DECATUR # 1 GARY K. ANDERSON PLAZA DECATUR, IL 62523 (217) 424-2747	CITY OF DECATUR # 1 GARY K. ANDERSON PLAZA DECATUR, IL 62523 (217) 424-2747	DECATUR SANITARY DISTRICT 501 DIPPER LANE DECATUR, IL 62522 (217) 422-6931
TELEPHONE:	**ELECTRIC AND GAS:**	**CABLE TV:**	
AT&T 990 SOUTHSIDE DRIVE DECATUR, IL 62521 (217) 429-8596	AMEREN IL CONSTRUCTION HOTLINE DECATUR, IL 62526 (888) 695-4540	COMCAST 1275 N. WATER DECATUR, IL 62526 (217) 424-4206	

SYM.	DATE	REVISIONS	DRAWN BY	CHECK BY
A	8/02/16	REVISIONS	RSN.	CSN.
B	8/01/17	REVISIONS	RSN.	CSN.
C	8/01/18	REVISIONS	RSN.	CSN.
D	8/01/19	REVISIONS	RSN.	CSN.
E	8/04/20	REVISIONS	RSN.	CSN.
F	8/04/21	REVISIONS	RSN.	CSN.
G	8/04/22	REVISIONS	RSN.	CSN.
H	8/04/23	REVISIONS	RSN.	CSN.

CITY OF DECATUR
PUBLIC WORKS DEPARTMENT

CITY PROJECT 2019-23
VALVE & FIRE HYDRANT
REPLACEMENT PROJECT

PROJ. MGR.: MCN
PROJ. ENG.: PEC
DRAWN BY: KEZ
CHECKED BY: PEC
DATE: 1/31/2019
SCALE: NONE

8 SHEETS
SHEET
1

WATER MAIN NOTES

1. ALL WATER MAIN CONSTRUCTION, MATERIALS AND TESTING SHALL BE IN ACCORDANCE WITH THE WATER MAIN CONSTRUCTION STANDARDS OF THE CITY OF DECATUR. ITEMS OF WORK NOT COVERED BY THE CITY STANDARDS SHALL BE COMPLETED IN ACCORDANCE WITH THE "STANDARD SPECIFICATION FOR SEWER AND WATER MAIN CONSTRUCTION IN ILLINOIS", FIFTH EDITION, JULY 2009 AND THE ILLINOIS DEPARTMENT OF TRANSPORTATION STANDARD SPECIFICATIONS FOR ROAD AND BRIDGE CONSTRUCTION.

2. WATER MAINS AND SERVICE LINES SHALL BE SEPARATED FROM SEPTIC TANKS, DISPOSAL FIELDS AND SEEPAGE BEDS BY A MINIMUM OF 25 FEET.

3. THE LOCATIONS OF THE EXISTING UNDERGROUND UTILITIES WERE OBTAINED FROM THE CITY OF DECATUR RECORDS. IT SHALL BE THE RESPONSIBILITY OF THE CONTRACTOR TO VERIFY ALL UNDERGROUND UTILITY LOCATIONS.

4. BEFORE STARTING ANY CONSTRUCTION ACTIVITIES, THE CONTRACTOR SHALL CALL J.U.L.I.E. AT 811 TO LOCATE THE UTILITIES.

5. MINIMUM DEPTH OF THE WATER MAIN SHALL BE 42" TO THE TOP OF THE PIPE. SEE PLANS FOR DETAILS.

6. ALL WATER MAIN SHALL BE POLY WRAPPED DUCTILE IRON PIPE CONFORMING TO AWWA C151, THICKNESS CLASS 52, TAR COATED AND CEMENT LINED WITH PUSH-ON JOINTS CONFORMING TO AWWA C111 AND C600.

7. ALL PLUGS, CAPS, TEES, BENDS AND FITTINGS DEFLECTING 11.5 DEGREES OR MORE SHALL BE THRUST PROTECTED OR HAVE RESTRAINED JOINTS FOR 50 FEET OF PIPE IN ALL DIRECTIONS FROM THE FITTINGS TO PREVENT MOVEMENT OF LINES UNDER PRESSURE. PORTLAND CEMENT CONCRETE BLOCKING SHALL BE A MINIMUM OF 12" THICK AND BE PLACED BETWEEN SOLID, UNDISTURBED GROUND AND THE FITTINGS. THE PIPE AND FITTING JOINTS SHALL REMAIN ACCESSIBLE FOR REPAIRS.

8. ALL CONSTRUCTION, PRESSURE TESTS, LEAKAGE TESTS AND BACTERIOLOGICAL TESTING SHALL CONFORM TO THE "STANDARD SPECIFICATION FOR SEWER AND WATER MAIN CONSTRUCTION IN ILLINOIS", FIFTH EDITION, JULY 2009. THE TESTING OF THE WATER MAIN SHALL BE OBSERVED BY THE ENGINEER.

9. TRENCH BACKFILL CONFORMING TO SECTION 208 AND ARTICLE 1004.05 OF THE ILLINOIS DEPARTMENT OF TRANSPORTATION "STANDARD SPECIFICATIONS FOR ROAD AND BRIDGE CONSTRUCTION" ADOPTED JANUARY 1, 2007 SHALL BE USED IN ALL TRENCHES UNDER ALL ROADWAY SURFACES AND DRIVEWAYS AND WITHIN 2 FEET OF THE EDGE OF ANY ROADWAY SURFACES OR DRIVEWAYS.

LEGEND

- RIGHT OF WAY LINE (ROW)
- GAS 2" — EXISTING BURIED GAS MAIN
- SAN 8" — EXSTING SANITARY SEWER
- ST. 15" — EXSTING STORM SEWER
- W 6" — EXISTING WATER MAIN
- EXISTING CULVERT
- EXISTING MANHOLE
- EXISTING FIRE HYDRANT
- EXISTING WATER VALVE
- NEW WATER MAIN
- NEW FIRE HYDRANT
- NEW WATER VALVE
- TRENCH BACKFILL WITH CLASS D PATCH
- TRENCH BACKFILL WITH CLASS B PATCH
- S — EXISTING SANITARY SEWER SERVICE LOCATION
- EXISTING CURB BOX LOCATION

SCHEDULE OF QUANTITIES

FIRE HYDRANT & VALVE REPLACEMENT

Pay Item	Quantity	Unit
6 INCH POLYWRAPPED D.I.P. WATER MAIN	120	Feet
12 INCH POLYWRAPPED D.I.P. WATER MAIN	80	Feet
16 INCH POLYWRAPPED D.I.P. WATER MAIN	60	Feet
12 INCH LINE STOP	2	Ea
16 INCH LINE STOP	4	Ea
6 INCH VALVE, MJ, W/VALVE BOX	3	Ea
12 INCH VALVE, MJ, W/VALVE BOX	7	Ea
16 INCH SIDE OPERATOR VALVE, MJ, W/VALVE BOX	5	Ea
6 INCH SLEEVE, MJ	2	Ea
6 INCH MECHANICAL JOINT KIT	4	Ea
6 INCH GRIP RINGS	32	Ea
12 INCH SLEEVE, MJ	34	Ea
12 INCH MECHANICAL JOINT KIT	28	Ea
16 INCH SLEEVE, MJ	10	Ea
16 INCH MECHANICAL JOINT KIT	28	Ea
16 INCH X 8" TEE, MJ	1	Ea
16 INCH X 6" TAPPING SLEEVE AND VALVE, MJ	1	Ea
6 INCH X 6 INCH TAPPING SLEEVE AND VALVE, MJ W/VALVE BOX	4	Ea
6 INCH CAPS	2	Ea
FIRE HYDRANT, 4.5" BURY	7	Ea
REMOVE FIRE HYDRANT AND ABANDON EXISTING VALVE	2	Ea
CUT AND PLUG EXISTING VALVE	2	Ea
VALVE BOX REMOVAL (MR MANHOLE)	10	Ea
TRENCH BACKFILL	850	Tons
PAVEMENT SAW CUTS	600	Feet
CLASS D PATCHES, 5 INCH PAVEMENT	150	Sq Yds
CLASS B PATCHES, 8 INCH PAVEMENT	160	Sq Yds
SEEDING, CLASS 1 (LAWN MIXTURE) (100 lb/Acre)	15.00	LB
PHOSPHORUS FERTILIZER NUTRIENT (90 lb/Acre)	15.00	LB
POTASSIUM FERTILIZER NUTRIENT (90 lb/Acre)	15.00	LB
NITROGEN FERTILIZER NUTRIENT (90 lb/Acre)	15.00	LB
MULCH, METHOD 2 (2 Tons/acre)	300	LB
EXPLORATION EXCAVATIONS	10	Ea
TRAFFIC CONTROL	1	Lump Sum
MOBILIZATION	1	Lump Sum
ALTERATIONS, CANCELLATIONS, EXTENSIONS, DEDUCTIONS AND EXTRA WORK	1	Lump Sum

CITY PROJECT 2019-23 VALVE & HYDRANT REPLACEMENT PROJECT
NOTES, LEGEND AND SCHEDULE OF QUANTITIES

CITY OF DECATUR
PUBLIC WORKS DEPARTMENT

DATE: DECEMBER, 2018 | SCALE: NONE

8 SHEETS
SHEET
2

V-1 Garfield & Woodford St

(Night/Weekend Project)

V-1	Material
10'	12" DIP
1	12" Valve
2	12" Sleeves
4	12" MJ Kits
1	12" Line Stop
40'	Saw Cuts
11 yd²	Class B Patch
35 T	Trench Backfill

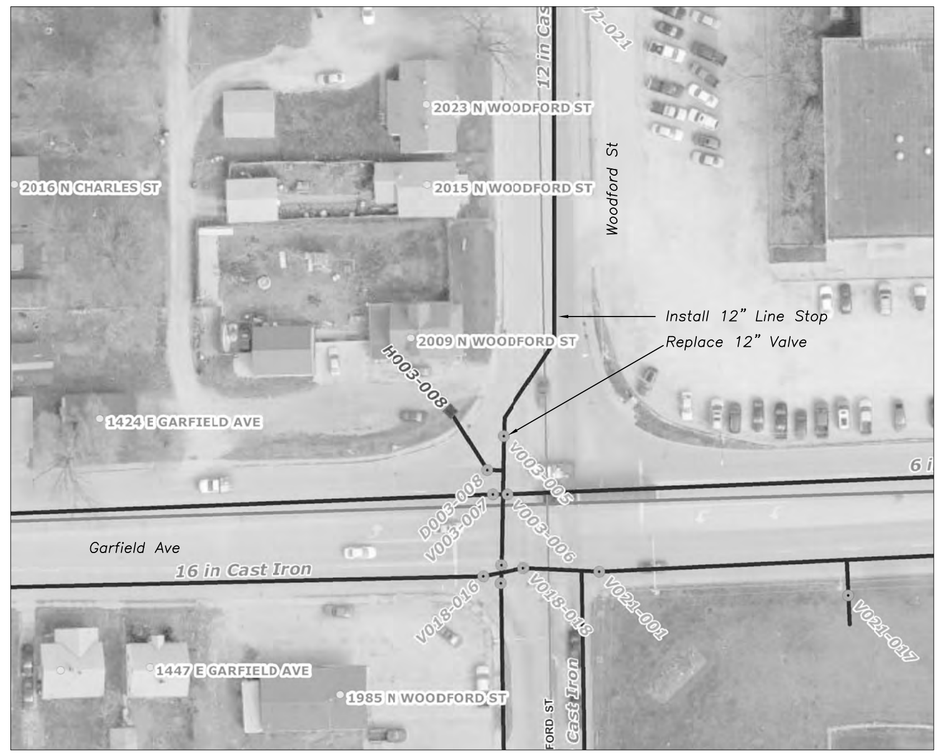

V-2 Division & Fairview Ave

V-2	Material
10'	16" DIP
1	16" Valve
2	16" Sleeves
4	16" MJ Kits
1	16" Line Stop
70 T	Trench Backfill



V-3 ML King & Prairie Ave

(Night/Weekend Project)

V-3	Material
10'	12" DIP
1	12" Valve
2	12" Sleeves
4	12" MJ Kits
1	12" Line Stop
10'	16" DIP
1	16" Valve
2	16" Sleeves
4	16" MJ Kits
1	16" Line Stop
160'	Saw Cuts
44 yd²	Class B Patch
44 yd²	Class D Patch
140 T	Trench Backfill

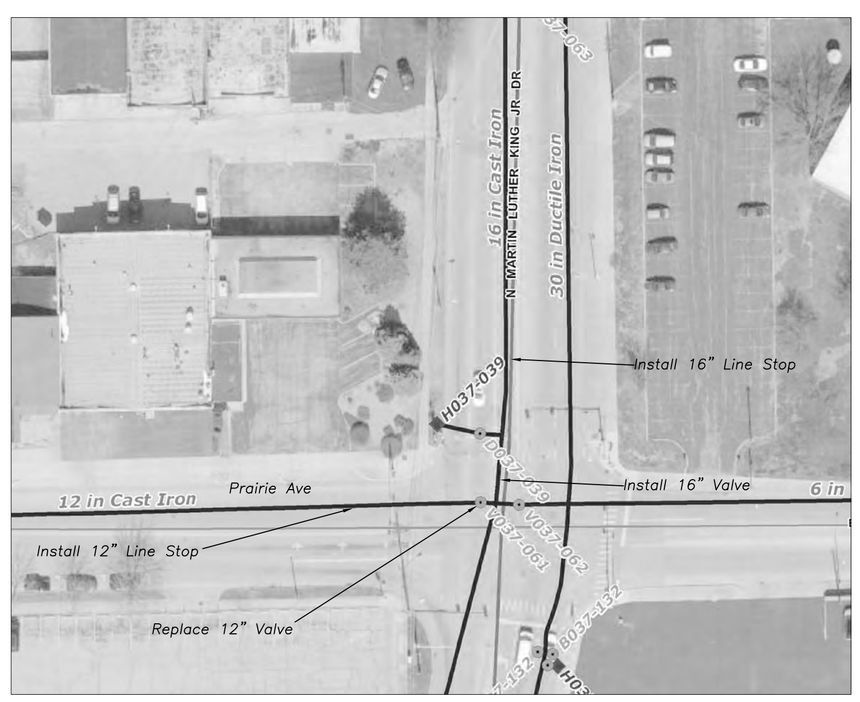

V-4 151 E Decatur St

(Night/Weekend Project)

V-4	Material
10'	12" DIP
1	12" Valve
2	12" Sleeves
4	12" MJ Kits
40'	Saw Cuts
11 yd²	Class B Patch
35 T	Trench Backfill

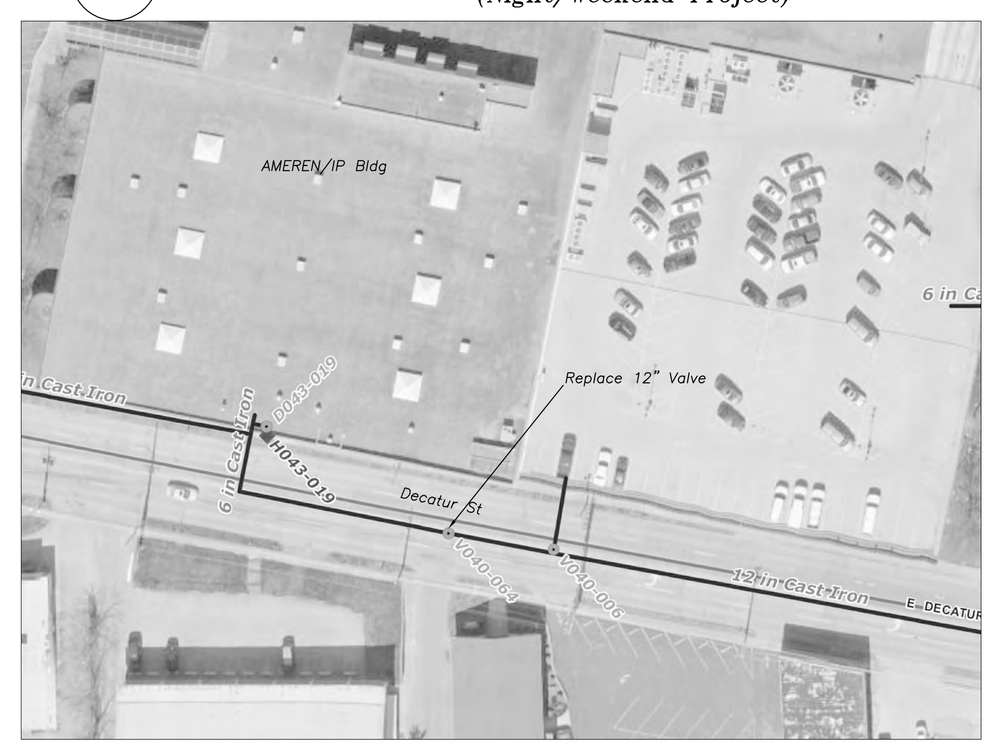

CP 2019-23 VALVE & HYDRANT REPLACEMENT PROJECT

CITY OF DECATUR
PUBLIC WORKS DEPARTMENT

DATE: DECEMBER, 2018 | SCALE: NONE

8 SHEETS
SHEET 3

V-5

Leafland & Woodford St

V-5	Material
10'	12" DIP
1	12" Valve
2	12" Sleeves
4	12" MJ Kits
2 LB	Seeding/Mulch
2 LB	Fertilizer
35 T	Trench Backfill

V-6

Logan & Woodford St

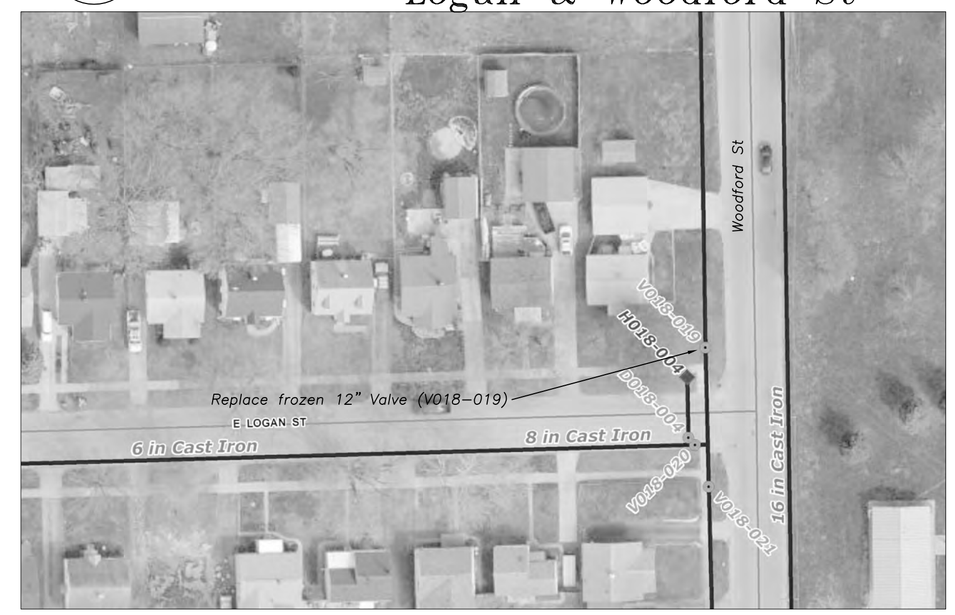

V-6	Material
10'	12" DIP
1	12" Valve
2	12" Sleeves
4	12" MJ Kits
2 LB	Seeding/Mulch
2 LB	Fertilizer
35 T	Trench Backfill

V-7

Olive & Woodford St

V-7	Material
10'	12" DIP
1	12" Valve
2	12" Sleeves
4	12" MJ Kits
2 LB	Seeding/Mulch
2 LB	Fertilizer
35 T	Trench Backfill

V-8

Walnut & Woodford St

V-8	Material
10'	6" DIP
1	6" Valve
2	6" Sleeves
4	6" MJ Kits
2 LB	Seeding/Mulch
2 LB	Fertilizer
35 T	Trench Backfill

CP 2019-23 VALVE & HYDRANT REPLACEMENT PROJECT

CITY OF DECATUR
PUBLIC WORKS DEPARTMENT

DATE: DECEMBER, 2018 | SCALE: NONE

8 SHEETS
SHEET
4

V-9 South Shores & Danceland Rd

V-9	Material
10'	6" DIP
20'	16" DIP
1	16" Valve
1	16" X 6" Tee
2	16" Sleeves
8	16" MJ Kits
1	6" Valve
4	6" Grip Rings
1	Fire Hydrant
70 T	Trench Backfill
11 yd²	Class D Patch
40'	Saw Cuts
2 LB	Seeding/Mulch
2 LB	Fertilizer

County permit required

V-10 Locust & Woodford St

V-10	Material
10'	12" DIP
1	12" Valve
2	12" Sleeves
4	12" MJ Kits
2 LB	Seeding/Mulch
2 LB	Fertilizer

F-1 Johns Hill School



F-1	Material
10'	6" DIP
1	6" Valve
4	6" Grip Rings
1	Fire Hydrant
2 LB	Seeding/Mulch
2 LB	Fertilizer

F-2 F-3 Division & Clinton



F-2 & 3	Material
2	6" Tapping Sleeves & Valves
40'	6" DIP
10	6" Grip Rings
2	6" Caps
2	Fire Hydrants
80'	Saw Cuts
22 yd²	Class D Patch
100 T	Trench Backfill
22 yd²	Class B Patch (Sidewalk)
2 LB	Seeding/Mulch
2 LB	Fertilizer
2	6" Cap
2	Fire Hydrant Removal

CP 2019-23 VALVE & HYDRANT REPLACEMENT PROJECT

CITY OF DECATUR
PUBLIC WORKS DEPARTMENT

DATE: DECEMBER, 2018 SCALE: NONE

8 SHEETS
SHEET 5

F-4

IL Rte 121 & Taylor Ave

F-4	Material
1	6" Tapping Sleeve & Valve
10'	6" DIP
4	6" Grip Rings
1	Fire Hydrant
35 T	Trench Backfill
2 LB	Seeding/Mulch
2 LB	Fertilizer

IDOT permit required

F-5

850 S Water St

F-5	Material
1	6" Tapping Sleeve & Valve
10'	6" DIP
4	6" Grip Rings
1	Fire Hydrant
35 T	Trench Backfill
2 LB	Seeding/Mulch
2 LB	Fertilizer

F-6

Grove & Southland Rd

County permit required

F-6	Material
1	16" X 6" Tapping Sleeve & Valve
10'	6" DIP
4	6" Grip Rings
1	Fire Hydrant
35 T	Trench Backfill
2 LB	Seeding/Mulch
2 LB	Fertilizer

CP 2019-23 VALVE & HYDRANT REPLACEMENT PROJECT

CITY OF DECATUR
PUBLIC WORKS DEPARTMENT

DATE: DECEMBER, 2018 | SCALE: NONE

8 SHEETS
SHEET
6

V-11

William & Lake Shore Drive

V-11	Material
10'	16" DIP
1	16" Valve
2	16" Sleeves
4	16" MJ Kits
1	16" Line Stop
70 T	Trench Backfill
80'	Saw Cuts
22 yd^2	Class B Patch
22 yd^2	Class D Patch

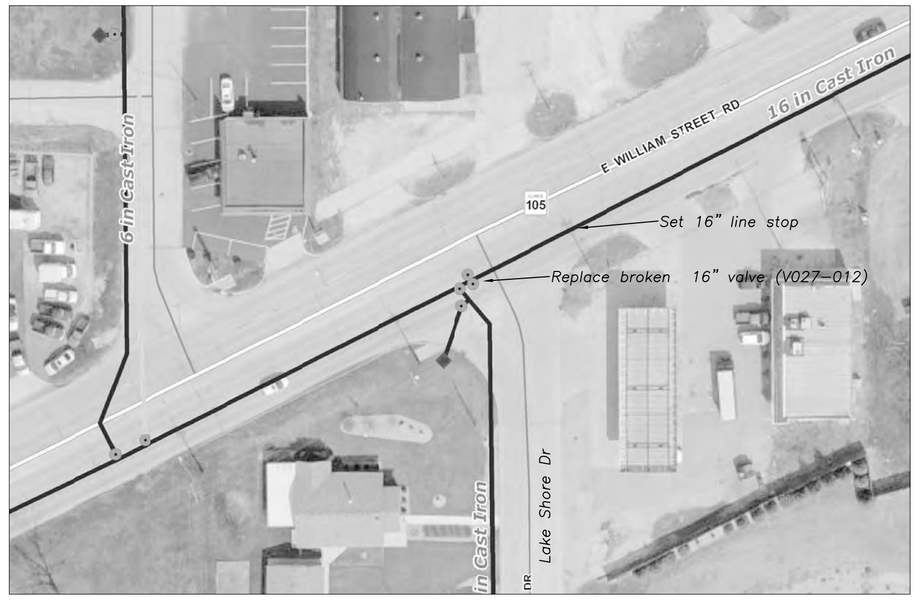

V-12

VBR

William & 32nd St

V-12	Material
10'	16" DIP
1	16" Valve
2	16" Sleeves
4	16" MJ Kits
1	16" Line Stop
70 T	Trench Backfill
80'	Saw Cuts
22 yd^2	Class B Patch
22 yd^2	Class D Patch

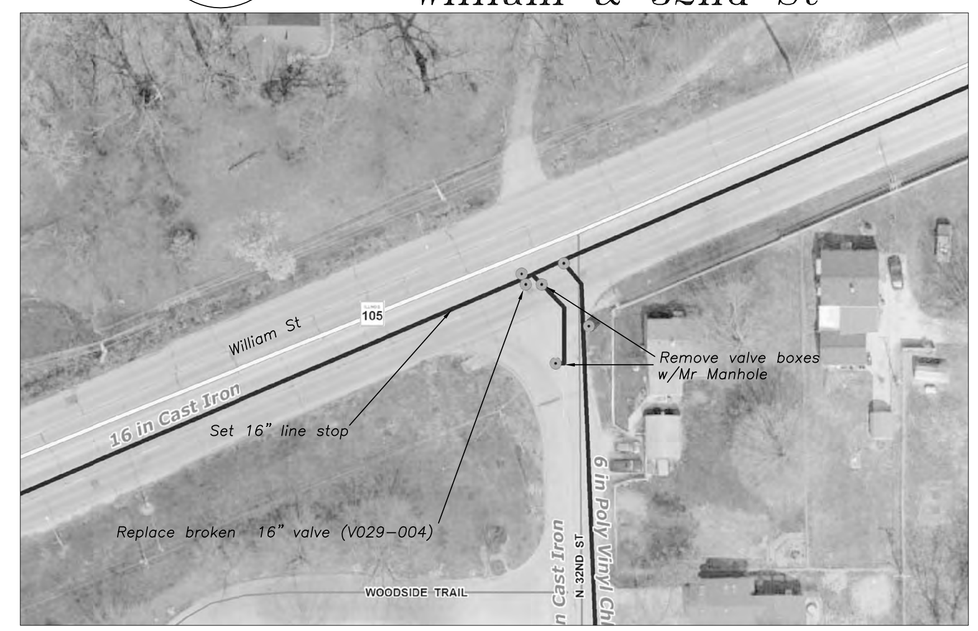

William & 33rd St

VBR



William & 34th St

VBR

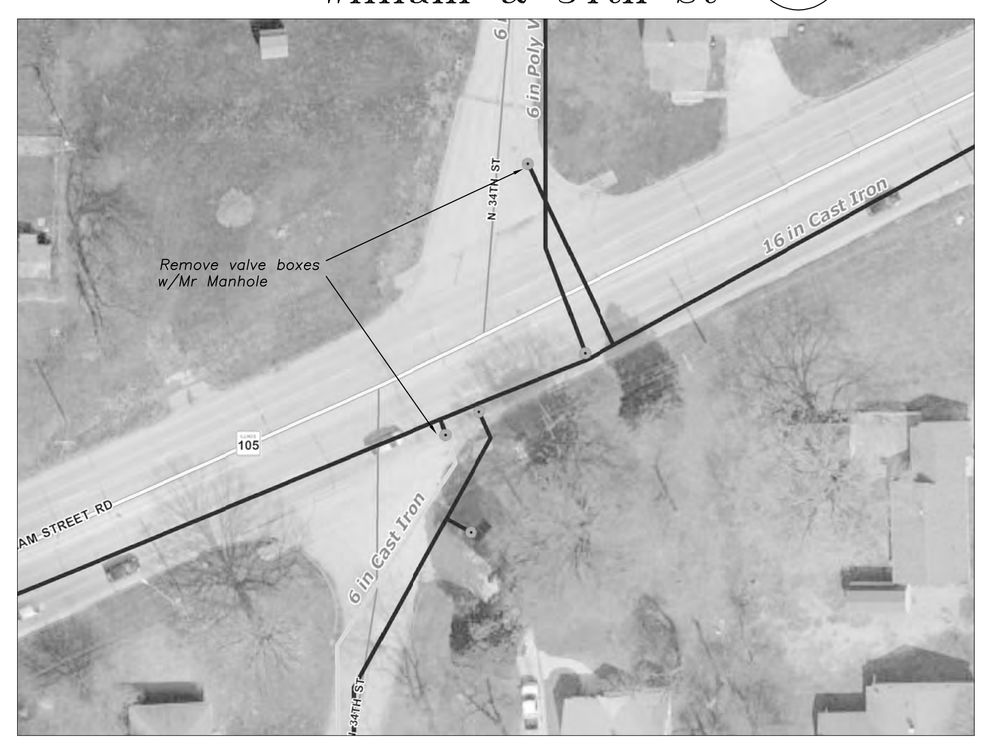

William & 35th St

VBR

Valve Box Remvoal (VBR)

VBR	Material
10	Valve Box Removal
10 T	Trench Backfill
20 yd^2	Class B Patch
20 yd^2	Class D Patch

CP 2019-23 VALVE & HYDRANT REPLACEMENT PROJECT

CITY OF DECATUR
PUBLIC WORKS DEPARTMENT

DATE: DECEMBER, 2018 | SCALE: NONE

8 SHEETS
SHEET
7

STANDARD DESIGN
TYPICAL FIRE HYDRANT SETTING

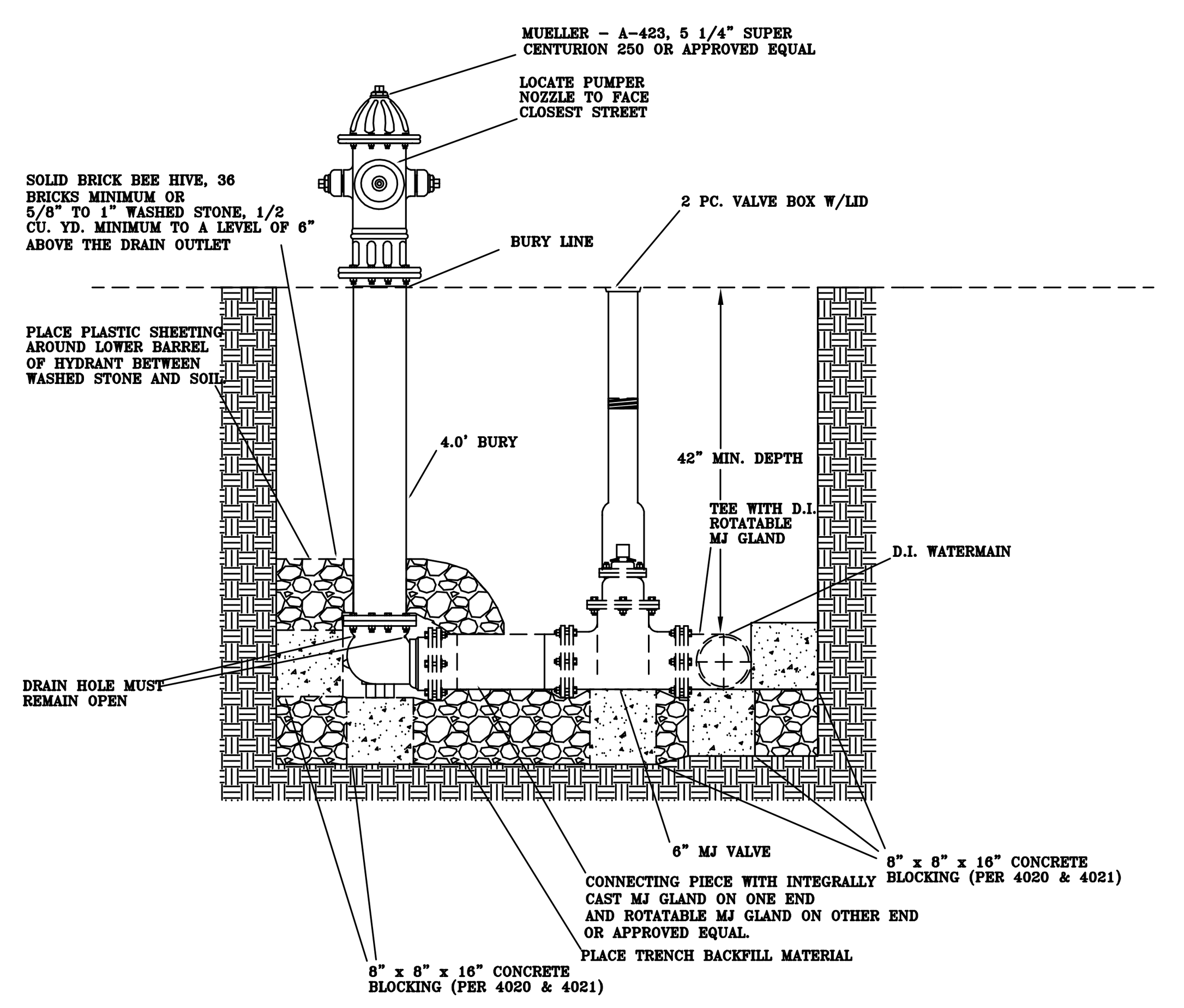

CITY OF DECATUR, ILLINOIS WATER MANAGEMENT DEPARTMENT
ADOPTED JANUARY 1, 2003
ENGINEERING SERVICES COORDINATOR

ISSUED:1/1/03	
REVISIONS	
BY	DATE
F.W.T.	12/15/81
SHOE	9/15/89
R.W.D.	4/9/97
RNB	12/19/02
KEZ	2/10/17

STANDARD #4000

K:\Common\CVCPW\2019 City Projects\2019-23 Valve and Hydrant Replacement Project\Plans\2019-23 Valve Replacement.dwg\Thu, 31 Jan 2019 - 9:12am

STANDARD DESIGN
WATERMAIN VALVES 16" & LARGER

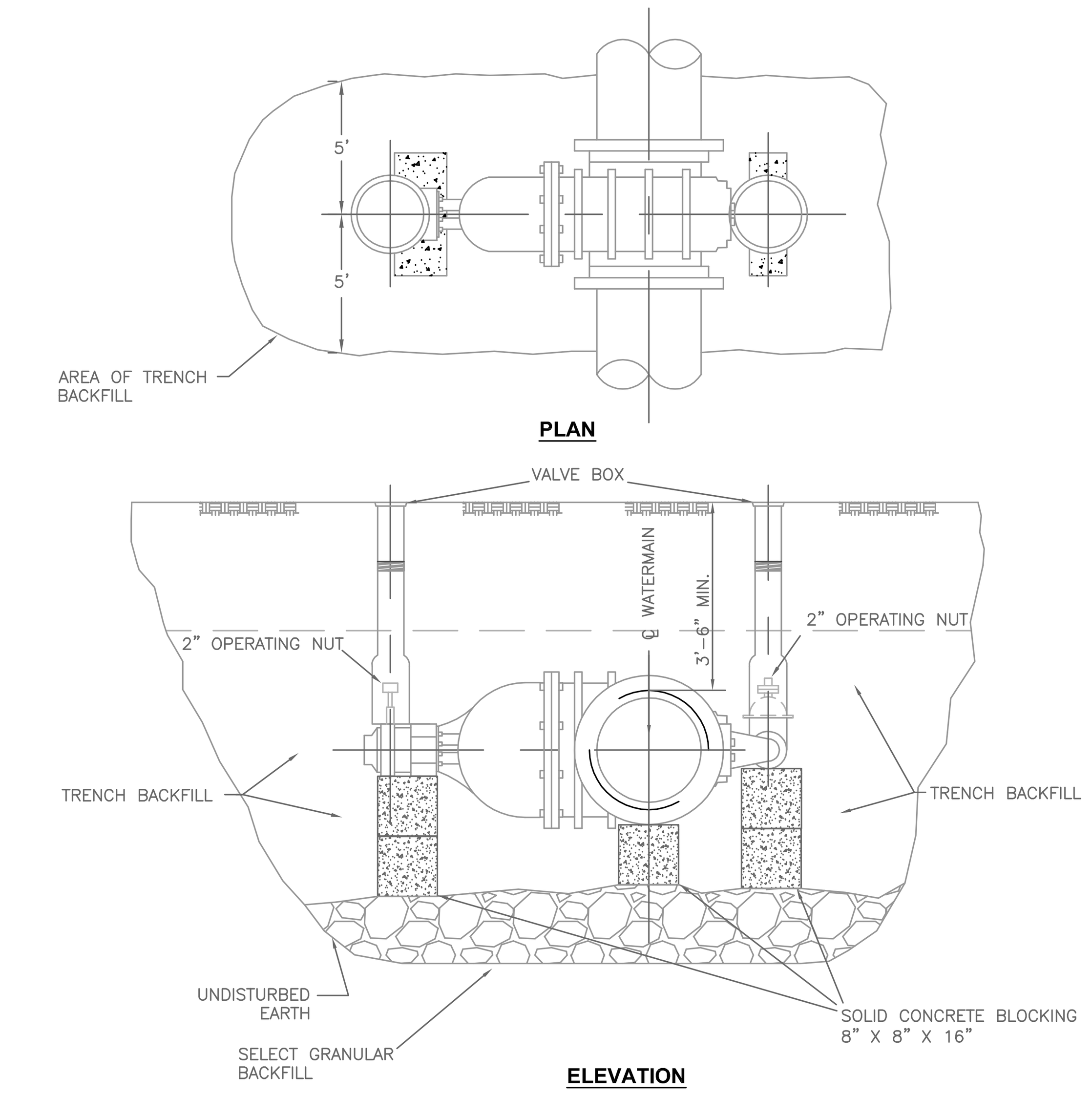

NOTES:

1. FOR SIZES 16" TO 24" GATE VALVE SHALL BE MUELLER A-2361 DUCTILE IRON RESILIENT WEDGE OPEN RIGHT.
2. VALVES SHALL BE COMPLETE WITH MUELLER BEVEL GEARING VALVE OPERATOR.
3. BY-PASS VALVE REQUIRED FOR VALVES 18" AND LARGER.

CITY OF DECATUR, ILLINOIS WATER MANAGEMENT DEPARTMENT
ADOPTED JANUARY 1, 2003
DIRECTOR OF PUBLIC WORKS

ISSUED:1/1/03	
REVISIONS	
BY	DATE
F.W.T.	12/15/81
SHOE	9/15/89
R.W.D.	3/6/97
RNB	12/19/02
KEZ	1/4/18

STANDARD# 4010

K:\Common\CVCPW\2019 City Projects\2019-23 Valve and Hydrant Replacement Project\Plans\2019-23 Valve Replacement.dwg\Thu, 31 Jan 2019 - 9:12am

STANDARD DESIGN
SOLID CONCRETE BLOCKING
WATERMAIN - 4" TO 10"

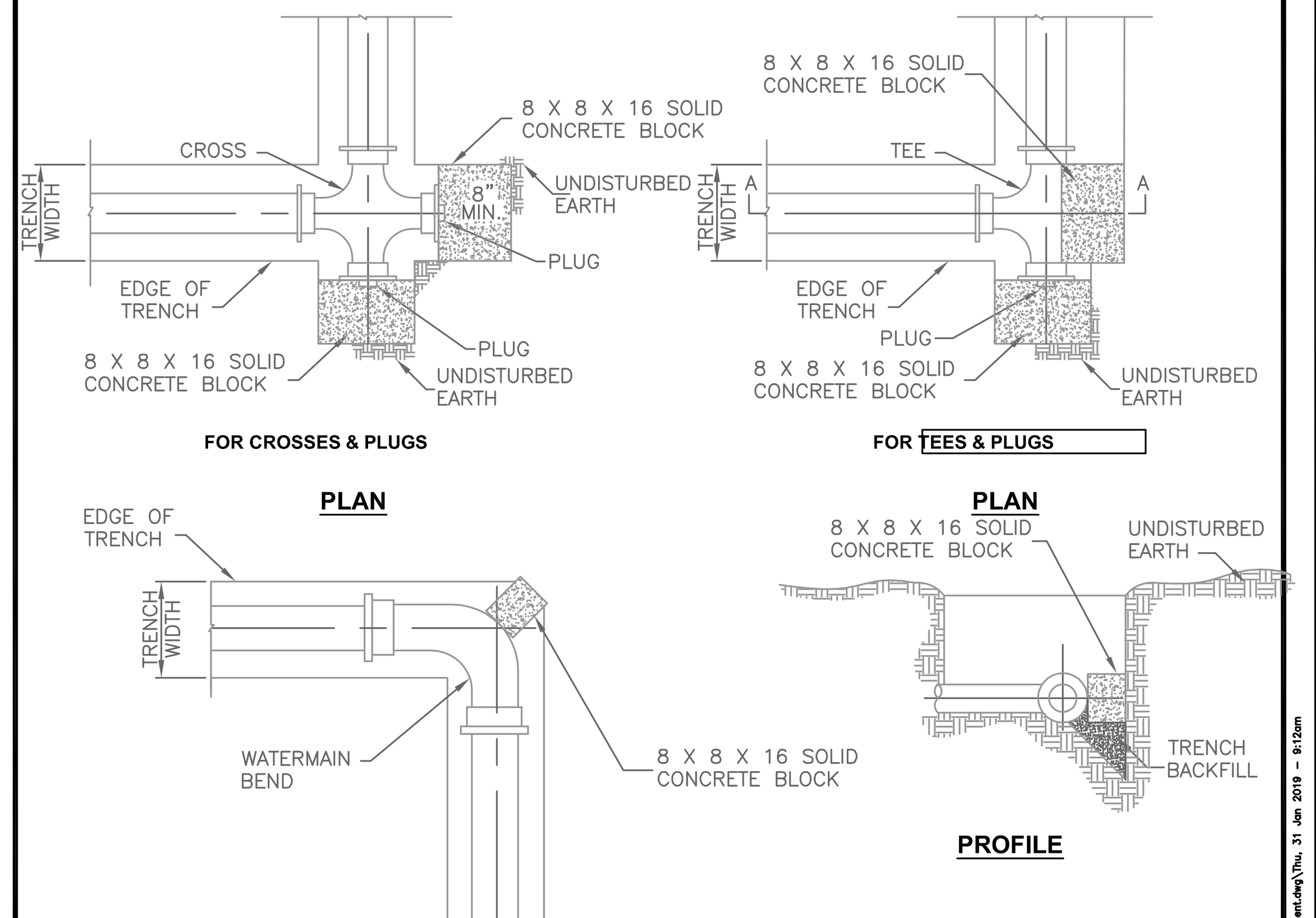

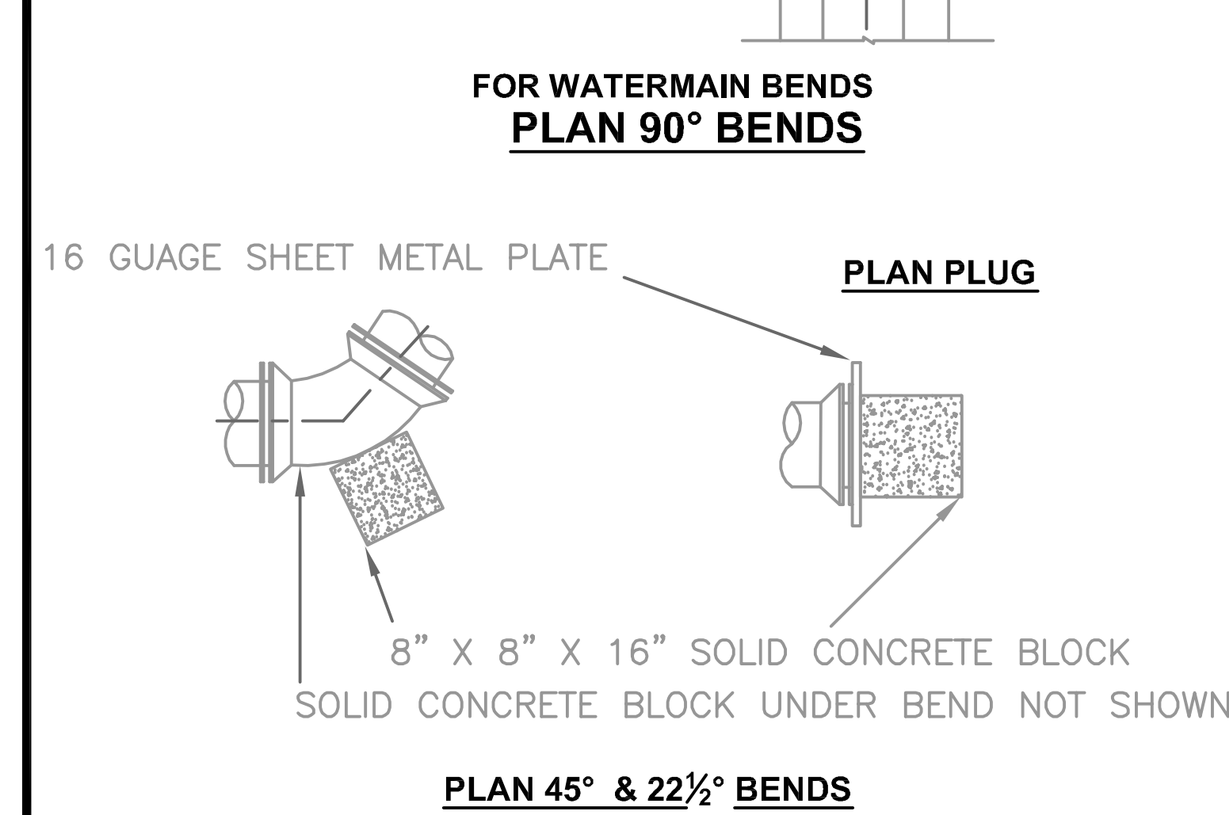

NOTES:

1. SOLID CONCRETE BLOCKING SHALL BE SIMILAR FOR ALL BENDS.
2. POURED CONCRETE BLOCKING MAY BE USED WITH APPROVAL OF ENGINEER.
3. WRAP CONNECTION ENDS IN PLASTIC SHEETING, NOT LESS THAN 8 MIL THICKNESS, PRIOR TO POURING CONCRETE BLOCKING.
4. SOLID CONCRETE BLOCKING SHALL BE PLACED UNDER ALL FITTINGS.
5. POURED CONCRETE BLOCKING SHALL NOT INTERFERE WITH THE REMOVAL OR INSTALLATION OF BOLTS ON MJ FITTINGS.

CITY OF DECATUR, ILLINOIS WATER MANAGEMENT DEPARTMENT
ADOPTED 2003
DIRECTOR OF PUBLIC WORKS

ISSUED:	
REVISIONS	
BY	DATE
R.W.D.	3/2/97
RNB	01/01/2003
KEZ	1/4/18

STANDARD #4020

K:\Common\CVCPW\2019 City Projects\2019-23 Valve and Hydrant Replacement Project\Plans\2019-23 Valve Replacement.dwg\Thu, 31 Jan 2019 - 9:12am

STANDARD DESIGN
POURED CONCRETE BLOCKING
WATERMAIN - 12" TO 42"

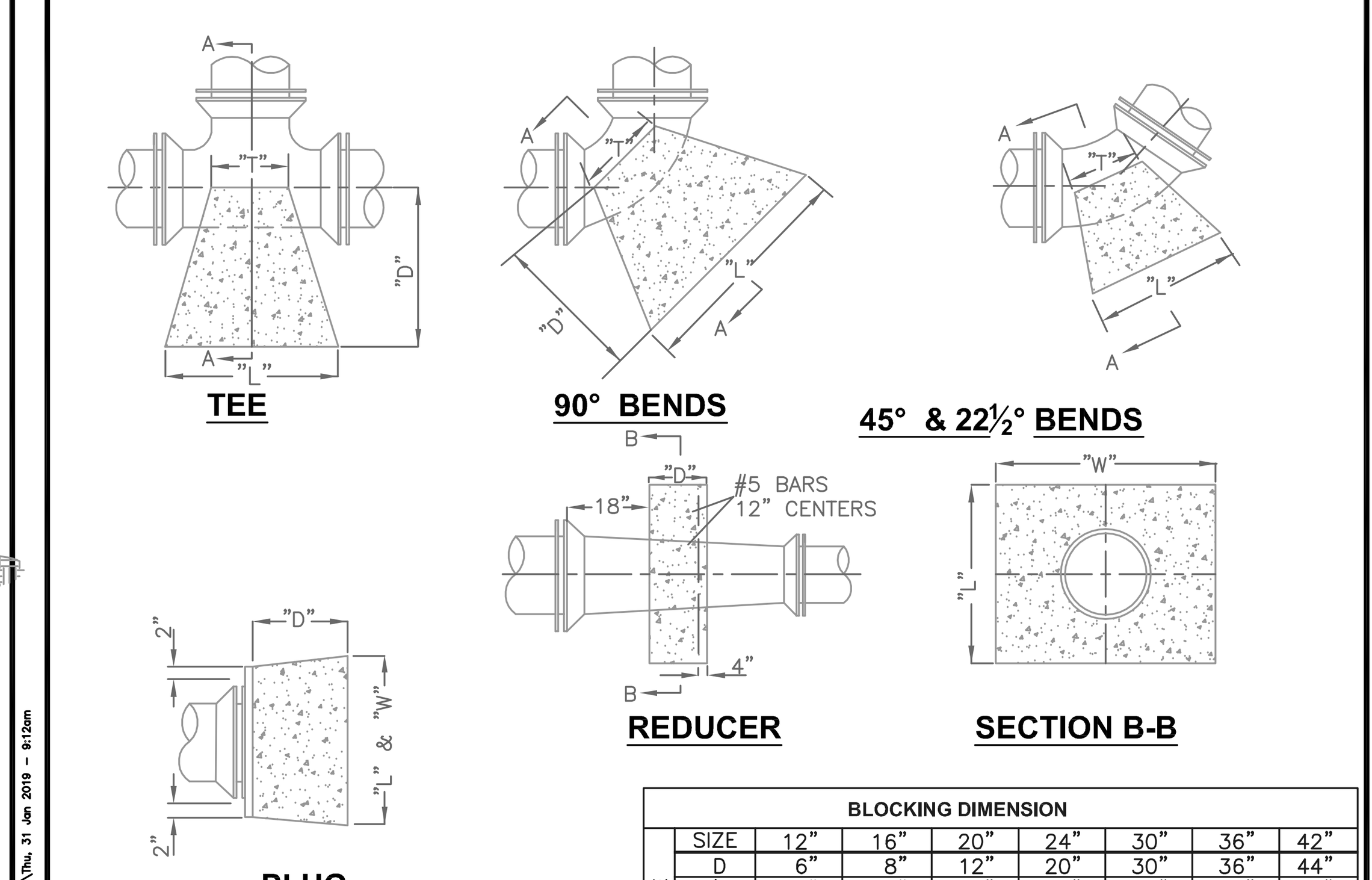

NOTES:

1. DEPTH "D" MAY BE GREATER THAN SPECIFIED TO ALLOW WORKING SPACE. BLOCK MUST BE POURED AGAINST UNDISTURBED EARTH.
2. POURED BLOCKING NOT TO HINDER REMOVAL OR INSTALLATION OF BOLTS ON MJ FITTINGS.

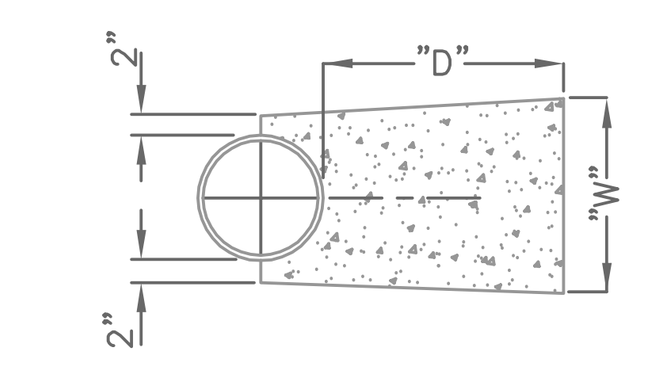

SECTION A-A

BLOCKING DIMENSION

TEE	SIZE	12"	16"	20"	24"	30"	36"	42"
	D	6"	8"	12"	20"	30"	36"	44"
	L	24"	32"	50"	62"	84"	96"	144"
	W	24"	32"	40"	48"	60"	80"	120"
	T	18"	22"	27"	32"	34"	36"	36"
90° BENDS	D	10"	15"	---	---	---	---	---
	L	34"	54"	---	---	---	---	---
	W	38"	54"	---	---	---	---	---
	T	14"	18"	---	---	---	---	---
45° BENDS	D	8"	8"	12"	18"	20"	24"	28"
	L	26"	36"	48"	60"	63"	66"	72"
	W	20"	36"	36"	42"	48"	60"	66"
	T	8"	22"	24"	32"	32"	33"	36"
22½° BENDS	D	8"	8"	10"	10"	16"	24"	30"
	L	20"	36"	42"	42"	42"	42"	42"
	W	20"	36"	36"	42"	42"	48"	48"
	T	8"	20"	24"	24"	28"	30"	36"
PLUG	D	6"	10"	16"	18"	27"	30"	36"
	L	30"	36"	42"	52"	60"	96"	108"
	W	30"	36"	42"	52"	60"	96"	108"
REDUCER	SIZE	42"x36"	36"x30"	36"x24"	30"x24"	30"x16"	24"x16"	24"x12"
	D	12"	12"	12"	12"	12"	12"	12"
	L	72"	48"	60"	42"	48"	36"	36"
	W	72"	48"	60"	42"	48"	36"	36"

CITY OF DECATUR, ILLINOIS DEPARTMENT OF ENGINEERING & INFRASTRUCTURE
ADOPTED 2003
DEIRECTOR OF PUBLIC WORKS

ISSUED:	
REVISIONS	
BY	DATE
R.W.D	4/9/97
R.N.B.	1/1/03
KEZ	1/4/18

STANDARD #4021

K:\Common\CVCPW\2019 City Projects\2019-23 Valve and Hydrant Replacement Project\Plans\2019-23 Valve Replacement.dwg\Thu, 31 Jan 2019 - 9:12am

STANDARD DESIGN FOR
TRENCH BACKFILL AND BEDDING
STORM & SANITARY SEWERS & WATER MAINS

WHERE SELECT MATERIAL IS REQUIRED

SELECT MATERIAL TO BE USED FOR ALL TRENCHES WHERE EDGE OF TRENCH IS WITHIN 2' OF EXISTING OR FUTURE PAVED AREAS.

PAVED AREAS INCLUDE STREETS, CURBS, GUTTERS, PAVED DITCHES, SHOULDERS AND SIDEWALKS.

ELIGIBLE FOR PAYMENT AS SELECT TRENCH BACKFILL MATERIAL OTHERWISE INCIDENTAL TO THE PIPE.

USE SELECT MATERIAL FOR ALL NON RIGID CONDUITS (SEE NOTE #4). NOT ELIGIBLE FOR PAYMENT.

USE SELECT MATERIAL FOR ALL NON RIGID CONDUITS, ALL RIGID SEWERS, EXCEPT RIGID WATER MAINS AND FORCE MAINS. NOT ELIGIBLE FOR PAYMENT.

ELIGIBLE FOR EXTRA PAYMENT.

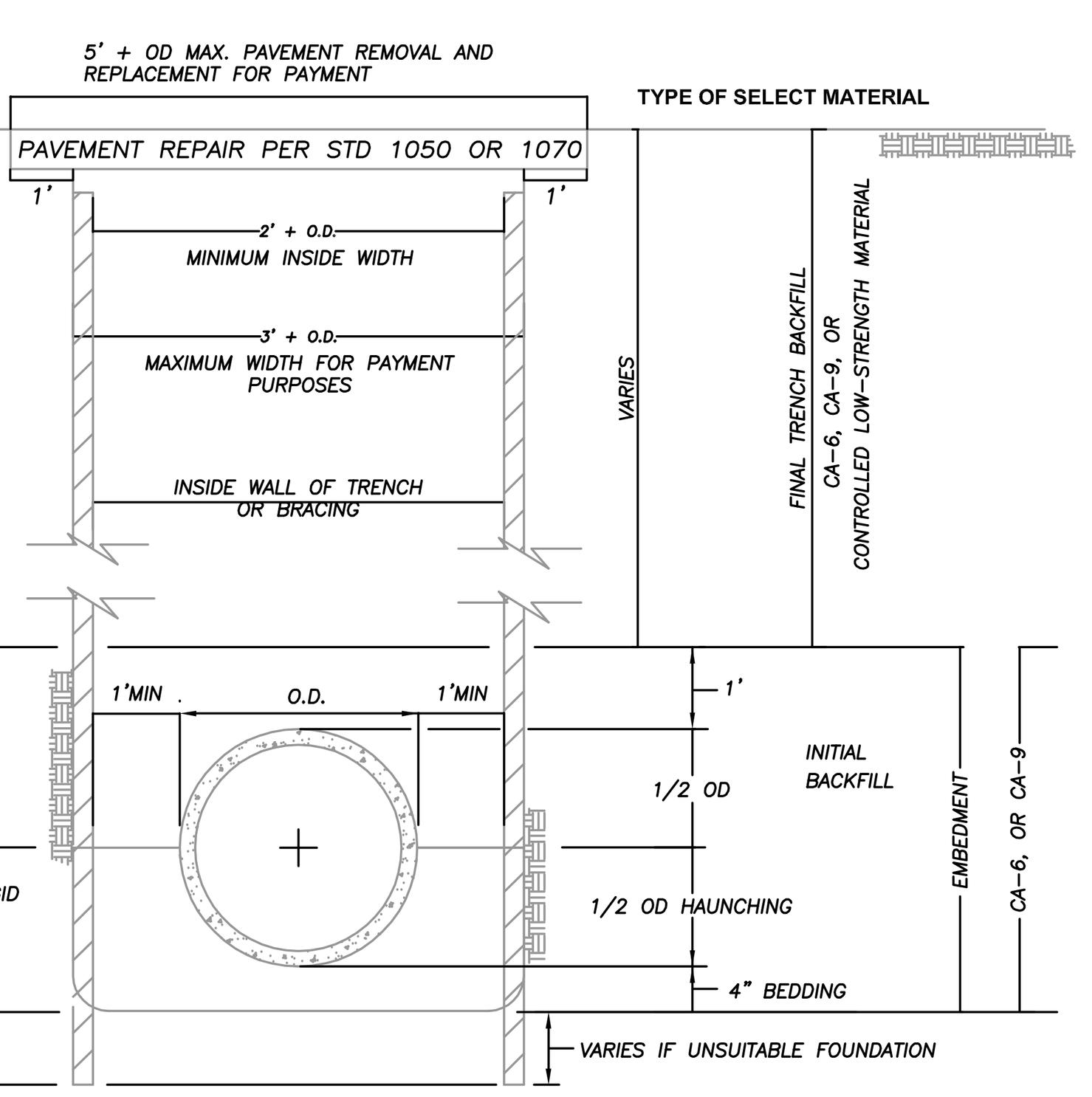

NOTES:

1. WHEN EDGE OF TRENCH IS WITHIN 2' OF ANY PAVED AREA, UNIFORM LAYERS OF SELECT MATERIAL NOT EXCEEDING 8" THICK SHALL BE PLACED AND COMPACTED BY RAMMING OR TAMPING WITH TOOLS APPROVED BY THE ENGINEER TO 95% OF STANDARD PROCTOR DENSITY.
2. WHEN EDGE OF TRENCH IS BEYOND 2' OF ANY PAVED AREA, UNIFORM LAYERS OF SUITABLE EXCAVATED MATERIAL NOT EXCEEDING 12" THICK SHALL BE PLACED AND COMPACTED BY RAMMING OR TAMPING TO THE SATISFACTION AND APPROVAL OF THE ENGINEER.
3. CA-7, CA-11, CA-13, OR CA-16 MAY BE USED FOR TRENCH BACKFILL WHEN AN APPROPRIATE GEOTECHNICAL FABRIC IS USED TO LINE THE TRENCH.
4. NON RIGID CONDUITS ARE DEFINED AS FLEXIBLE THERMOPLASTIC PIPE AND/OR CORRUGATED METAL PIPE.
5. BELLS HOLES WILL BE DUG. NO PIPE WILL ACCEPTED WHERE THE BELLS OF THE PIPE ARE SUPPORTING THE WEIGHT OF THE PIPE.

CITY OF DECATUR, ILLINOIS DEPARTMENT OF ENGINEERING & INFRASTRUCTURE
ADOPTED JANUARY 1, 2003
DIRECTOR OF ENGINEERING & INFRASTRUCTURE

ISSUED: 7-3-01	
REVISIONS	
BY	DATE
K.G.O.	4/4/00
JMM	5/1/02

STANDARD# 2050
SHEET #1 OF 2

K:\Common\CVCPW\2019 City Projects\2019-23 Valve and Hydrant Replacement Project\Plans\2019-23 Valve Replacement.dwg\Thu, 31 Jan 2019 - 9:12am

STANDARD DESIGN FOR
TRENCH BACKFILL AND BEDDING
STORM & SANITARY SEWERS & WATER MAINS

INSIDE DIAMETER OF CONDUIT IN INCHES "D"	MAXIMUM TRENCH WIDTH IN FEET FOR PAYMENT	FINAL BACKFILL CY \ FOOT PER FOOT OF DEPTH WHERE ELIGIBLE FOR PAYMENT	PERMANENT PAVEMENT REMOVAL AND REPLACEMENT SY \ FOOT
6	3.58	0.13	0.62
8	3.78	0.14	0.64
10	3.97	0.15	0.66
12	4.17	0.15	0.69
14	4.36	0.16	0.71
15	4.46	0.17	0.72
16	4.56	0.17	0.73
18	4.75	0.18	0.75
20	4.94	0.18	0.77
21	5.04	0.19	0.78
24	5.33	0.20	0.81
27	5.63	0.21	0.85
28	5.72	0.21	0.86
30	5.92	0.22	0.88
33	6.21	0.23	0.91
36	6.50	0.24	0.94
42	7.08	0.26	1.01
48	7.67	0.28	1.07
54	8.25	0.31	1.14
60	8.83	0.33	1.20
66	9.42	0.35	1.27
72	10.00	0.37	1.33
78	10.58	0.39	1.40
84	11.17	0.41	1.46
90	11.75	0.44	1.53
96	12.33	0.46	1.59
102	12.92	0.48	1.66
108	13.50	0.50	1.72
120	14.67	0.54	1.85

CITY OF DECATUR, ILLINOIS DEPARTMENT OF ENGINEERING INFRASTRUCTURE
ADOPTED JANUARY 1, 2003
DIRECTOR OF ENGINEERING & INFRASTRUCTURE

ISSUED: 7-3-01	
REVISIONS	
BY	DATE
K.G.O.	4/4/00
JMM	5/1/02
KSG	10/2002

STANDARD# 2050
SHEET #2 OF 2

K:\Common\CVCPW\2019 City Projects\2019-23 Valve and Hydrant Replacement Project\Plans\2019-23 Valve Replacement.dwg\Thu, 31 Jan 2019 - 9:12am

STANDARD DESIGN FOR
DRIVEWAY & PAVEMENT PATCHING

EXISTING PAVEMENT	REPLACEMENT MATERIALS
STONE	8" AGGREGATE SURFACE COURSE TYPE B
FLEXIBLE PAVEMENTS	BITUMINOUS CONCRETE SURFACE COURSE WILL BE 2" GREATER THAN EXISTING OR MINIMUM OF 8" (SEE NOTE B)
RIGID PAVEMENTS	P.C.C. PAVEMENT WILL BE 2" GREATER THAN EXISTING OR 8" MIN. (SEE NOTE C)
RIGID DRIVEWAY PAVEMENTS	DRIVEWAY PAVEMENT WILL BE 2" GREATER THAN EXISTING OR 6" MIN.

NOTE: THE PAVEMENT REPLACEMENTS SHOWN ARE MINIMUMS, THE EXISTING PAVEMENT SECTION SHALL DICTATE THE EXACT THICKNESS WHEN GREATER THAN SHOWN ABOVE.

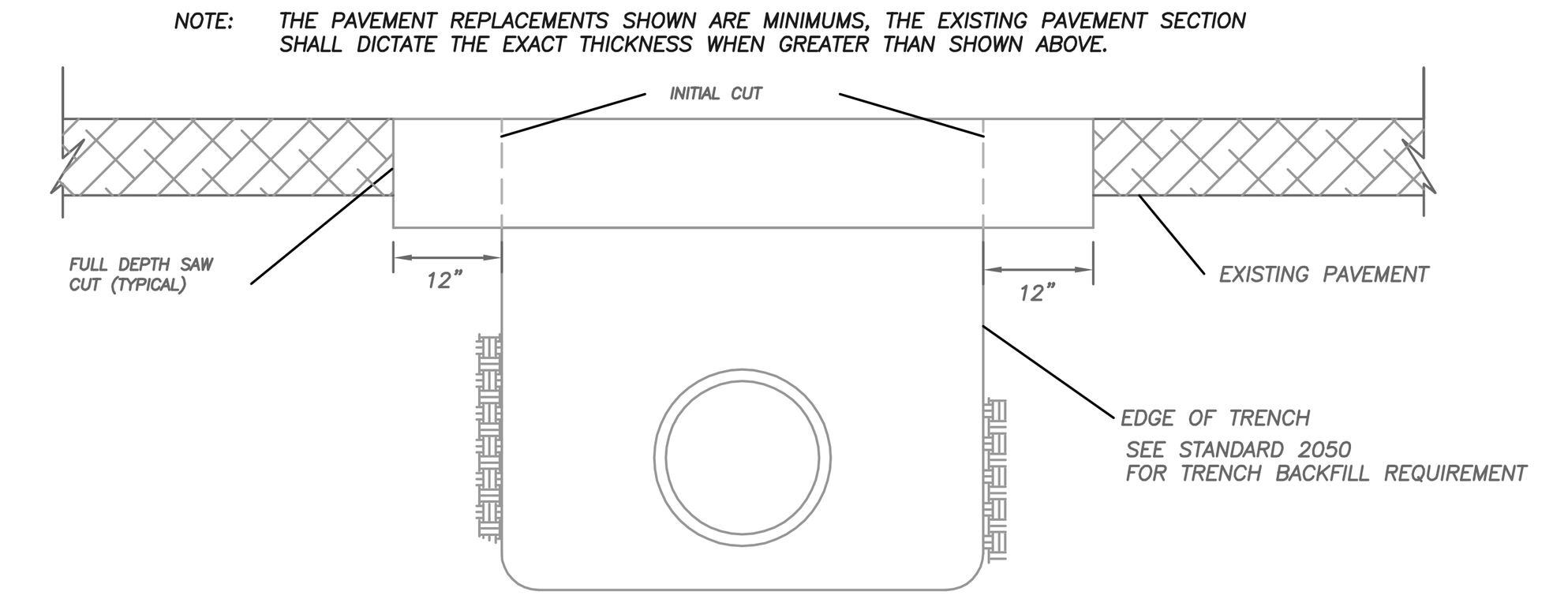

CONSTRUCTION PROCEDURE-RIGID & FLEXIBLE PAVEMENTS

A. RIGID AND FLEXIBLE PAVEMENTS
   1. THE INITIAL CUT LINE SHALL BE OUTLINED WITH A SAW CUT OF SUFFICIENT DEPTH TO INSURE THAT THE PAVEMENT TO BE REMOVED CAN BE BROKEN AWAY WITHOUT STRUCTURAL DAMAGE TO THE PAVEMENT REMAINING.
   2. THE FINAL SAW CUT LINE SHALL BE MADE BY SAWING FULL DEPTH A MINIMUM OF 1 FT. BEYOND ANY PAVEMENT DAMAGE AND SHALL BE MADE AFTER THE TRENCH HAS BEEN FILLED AND COMPACTED.
   3. AFTER THE PAVEMENT HAS BEEN REPLACED, THE PERIMETER OF THE SAW JOINT SHALL BE SEALED BY AN APPLICATION OF BITUMINOUS MATERIAL.

B. BITUMINOUS CONCRETE PAVEMENT
   1. PRIOR TO PATCHING A HOLE, THE CUT FACES OF THE EXISTING PAVEMENT AND COMPACTED BASE COURSE SHALL BE GIVEN AN APPLICATION OF ASPHALT RC-70 AT THE RATE OF APPROXIMATELY 0.1 GALLONS PER SQUARE YARD.
   2. THE PATCHING MATERIAL SHALL BE BITUMINOUS CONCRETE SURFACE COURSE, CLASS I, AND SHALL BE PLACED IN ACCORDANCE TO IDOT STANDARD SPECIFICATIONS FOR ROAD AND BRIDGE CONSTRUCTION CURRENT VERSION FOR CLASS D PATCHES.

C. PORTLAND CEMENT CONCRETE PAVEMENT
   1. REPAIRS IN PCC PAVEMENT GREATER THAN 6" IN DEPTH WILL BE CONSTRUCTED IN ACCORDANCE WITH CITY STANDARD #1060.

D. BRICK PAVEMENT
   1. REPAIRS WILL BE MADE IN ACCORDANCE WITH CITY STANDARD #1070 FOR BRICK PAVEMENT REPAIRS OR AS DIRECTED BY THE CITY ENGINEER.

CITY OF DECATUR, ILLINOIS DEPARTMENT OF ENGINEERING & INFRASTRUCTURE
ADOPTED JANUARY 1, 2003
DIRECTOR OF ENGINEERING & INFRASTRUCTURE

ISSUED: 7-3-01	
REVISIONS	
BY	DATE
R.W.D.	3/3/97
K.G.O.	4/3/00
JMM	5/1/02
KSG	10/2002

STANDARD#1050

CITY PROJECT 2019-23 VALVE & HYDRANT REPLACEMENT PROJECT
STANDARD DETAILS

CITY OF DECATUR
PUBLIC WORKS DEPARTMENT

DATE: DECEMBER, 2018 | SCALE: AS NOTED

8 SHEETS
SHEET
8

Project Name: 2019 Valve & Hydrant Replacement Project, Various Locations

Project Number: 2019-23

Bid Date: Wednesday, February 20, 2019

Time: 10:00 A.M.

Fund: Water Non-Lake Capital Fund

Organization Code: 81808118
Object Code: 488800

Engineer's Estimate

City Engineering Division

Kinney Contractors, Inc.
19342 East Frontage Rd
Raymond, IL 62560
PH: 217-229-3322
William L Kinney, Pres.
kinney@roadbuilder.net

Burdick Plumbing & Heating Co., Inc.
1175 N 20th St
PO Box 496
Decatur, IL 62525
PH: 217-429-2385
Jeff Burdick, VP
jeff@burdickplumbing.com

Entler Excavating Co., Inc.
819 N Sunnyside Rd
Decatur, IL 62522
PH: 217-428-1865
Stuart Entler, Pres.
karenentlerex@gmail.com

Item No.	Pay Item	QTY	Unit	Unit Price	Total	Unit Price	Total	Unit Price	Total	Unit Price	Total
1	6 INCH POLYWRAPPED D.I.P. WATER MAIN	120	Feet	40.00	$4,800.00	$60.00	$7,200.00	$60.00	$7,200.00	$100.00	$12,000.00
2	12 INCH POLYWRAPPED D.I.P. WATER MAIN	80	Feet	60.00	$4,800.00	$72.00	$5,760.00	$104.00	$8,320.00	$150.00	$12,000.00
3	16 INCH POLYWRAPPED D.I.P. WATER MAIN	60	Feet	120.00	$7,200.00	$108.00	$6,480.00	$150.00	$9,000.00	$200.00	$12,000.00
4	12 INCH LINE STOP	2	Ea	7,000.00	$14,000.00	$7,800.00	$15,600.00	$8,250.00	$16,500.00	$8,500.00	$17,000.00
5	16 INCH LINE STOP	4	Ea	9,000.00	$36,000.00	$19,800.00	$79,200.00	$19,525.00	$78,100.00	$20,000.00	$80,000.00
6	6 INCH VALVE, MJ, W/VALVE BOX	3	Ea	2,500.00	$7,500.00	$2,800.00	$8,400.00	$1,500.00	$4,500.00	$1,500.00	$4,500.00
7	12 INCH VALVE, MJ, W/VALVE BOX	7	Ea	8,000.00	$56,000.00	$3,700.00	$25,900.00	$4,200.00	$29,400.00	$4,500.00	$31,500.00
8	16 INCH SIDE OPERATOR VALVE, MJ, W/VALVE BOX	5	Ea	12,000.00	$60,000.00	$10,100.00	$50,500.00	$12,320.00	$61,600.00	$14,250.00	$71,250.00
9	6 INCH SLEEVE, MJ	2	Ea	800.00	$1,600.00	$600.00	$1,200.00	$500.00	$1,000.00	$325.00	$650.00
10	6 INCH MECHANICAL JOINT KIT	4	Ea	250.00	$1,000.00	$22.00	$88.00	$50.00	$200.00	$275.00	$1,100.00
11	6 INCH GRIP RINGS	32	Ea	300.00	$9,600.00	$54.00	$1,728.00	$95.00	$3,040.00	$110.00	$3,520.00
12	12 INCH SLEEVE, MJ	14	Ea	800.00	$11,200.00	$1,400.00	$19,600.00	$375.00	$5,250.00	$650.00	$9,100.00
13	12 INCH MECHANICAL JOINT KIT	28	Ea	600.00	$16,800.00	$150.00	$4,200.00	$250.00	$7,000.00	$500.00	$14,000.00
14	16 INCH SLEEVE, MJ	10	Ea	1,000.00	$10,000.00	$1,550.00	$15,500.00	$500.00	$5,000.00	$950.00	$9,500.00
15	16 INCH MECHANICAL JOINT KIT	28	Ea	800.00	$22,400.00	$320.00	$8,960.00	$375.00	$10,500.00	$1,400.00	$39,200.00
16	16 INCH X 6" TEE, MJ	1	Ea	1,200.00	$1,200.00	$1,750.00	$1,750.00	$800.00	$800.00	$2,100.00	$2,100.00
17	16 INCH X 6" TAPPING SLEEVE AND VALVE, MJ	1	Ea	8,000.00	$8,000.00	$5,000.00	$5,000.00	$6,000.00	$6,000.00	$7,500.00	$7,500.00
18	6 INCH X 6 INCH TAPPING SLEEVE AND VALVE, MJ W/VALVE BOX	4	Ea	6,000.00	$24,000.00	$3,700.00	$14,800.00	$3,700.00	$14,800.00	$4,500.00	$18,000.00
19	6 INCH CAPS	2	Ea	200.00	$400.00	$1,600.00	$3,200.00	$300.00	$600.00	$600.00	$1,200.00
20	FIRE HYDRANT, 4.5' BURY	7	Ea	5,000.00	$35,000.00	$4,300.00	$30,100.00	$3,200.00	$22,400.00	$4,900.00	$34,300.00
21	REMOVE FIRE HYDRANT AND ABANDON EXISTING VALVE	2	Ea	1,500.00	$3,000.00	$650.00	$1,300.00	$1,300.00	$2,600.00	$2,000.00	$4,000.00
22	CUT AND PLUG EXISTING VALVE	2	Ea	1,000.00	$2,000.00	$550.00	$1,100.00	$1,200.00	$2,400.00	$1,200.00	$2,400.00
23	VALVE BOX REMOVAL (MR MANHOLE)	10	Ea	1,500.00	$15,000.00	$2,750.00	$27,500.00	$2,150.00	$21,500.00	$2,700.00	$27,000.00
24	TRENCH BACKFILL	850	Tons	35.00	$29,750.00	$25.00	$21,250.00	$40.00	$34,000.00	$35.00	$29,750.00
25	PAVEMENT SAW CUTS	600	Feet	4.00	$2,400.00	$4.00	$2,400.00	$8.00	$4,800.00	$5.10	$3,060.00
26	CLASS D PATCHES, 5 INCH PAVEMENT	150	Sq Yd	125.00	$18,750.00	$130.00	$19,500.00	$168.00	$25,200.00	$150.00	$22,500.00
27	CLASS B PATCHES, 8 INCH PAVEMENT	160	Sq Yd	100.00	$16,000.00	$145.00	$23,200.00	$240.00	$38,400.00	$100.00	$16,000.00
28	SEEDING, CLASS 1 (LAWN MIXTURE) (100 lb/Acre)	15.00	LB	20.00	$300.00	$160.00	$2,400.00	$50.00	$750.00	$150.00	$2,250.00
29	PHOSPHORUS FERTILIZER NUTRIENT (90 lb/Acre)	15.00	LB	4.00	$60.00	$5.00	$75.00	$10.00	$150.00	$15.00	$225.00

Project Name: 2019 Valve & Hydrant Replacement Project, Various Locations

Project Number: 2019-23

Bid Date: Wednesday, February 20, 2019

Time: 10:00 A.M.

Fund: Water Non-Lake Capital Fund

Organization Code: 81808118
Object Code: 488800

Engineer's Estimate

City Engineering Division

Kinney Contractors, Inc.
19342 East Frontage Rd
Raymond, IL 62560
PH: 217-229-3322
William L Kinney, Pres.
kinney@roadbuilder.net

Burdick Plumbing & Heating Co., Inc.
1175 N 20th St
PO Box 496
Decatur, IL 62525
PH: 217-429-2385
Jeff Burdick, VP
jeff@burdickplumbing.com

Entler Excavating Co., Inc.
819 N Sunnyside Rd
Decatur, IL 62522
PH: 217-428-1865
Stuart Entler, Pres.
karenentlerex@gmail.com

Item No.	Pay Item	QTY	Unit	Unit Price	Total	Unit Price	Total	Unit Price	Total	Unit Price	Total
30	POTASSIUM FERTILIZER NUTRIENT (90 lb/Acre)	15.00	LB	4.00	$60.00	$5.00	$75.00	$10.00	$150.00	$15.00	$225.00
31	NITROGEN FERTILIZER NUTRIENT (90 lb/Acre)	15.00	LB	4.00	$60.00	$5.00	$75.00	$10.00	$150.00	$15.00	$225.00
32	MULCH, METHOD 2 (2 Tons/acre)	300	LB	0.50	$150.00	$8.00	$2,400.00	$15.00	$4,500.00	$3.00	$900.00
33	EXPLORATION EXCAVATIONS	10	Ea	500.00	$5,000.00	$800.00	$8,000.00	$2,000.00	$20,000.00	$1,200.00	$12,000.00
34	TRAFFIC CONTROL	1	LSUM	15,000.00	$15,000.00	$10,000.00	$10,000.00	$28,500.00	$28,500.00	$10,000.00	$10,000.00
35	MOBILIZATION	1	LSUM	5,000.00	$5,000.00	$10,000.00	$10,000.00	$30,000.00	$30,000.00	$10,000.00	$10,000.00
36	ALTERATIONS, CANCELLATIONS, EXTENSIONS, DEDUCTIONS AND EXTRA WORK	1	LSUM	30,000.00	$30,000.00	$30,000.00	$30,000.00	$30,000.00	$30,000.00	$30,000.00	$30,000.00
	TOTAL BIDS (AS CORRECTED)				$474,030.00		$464,441.00		$534,310.00		$550,955.00
	Percent Over Under ENGINEER'S ESTIMATE						-2.02%		12.72%		16.23%

Paul E. Caswell, P.E., City Engineer

2/20/2019
Date

Public Works

DATE: 2/20/2019

MEMO: 2019-14

TO: **Honorable Mayor Julie Moore Wolfe and City Council Members**

FROM: **Wendy Morthland, Interim City Manager**
Matthew C. Newell, P.E., Public Works Director

SUBJECT:
Resolution Authorizing Amendment #1 to Local Public Agency Agreement for Federal Participation with the State of Illinois to Improve the Mound Road / Spring Creek West and Middle Bridges, Structures 058-3035 and 058-3036
City Project 2017-06

SUMMARY RECOMMENDATION:
It is recommended that the City Council approve the attached Resolution authorizing the Mayor to sign, and the City Clerk to attest to Amendment #1 to the Local Public Agency Agreement for Federal Participation to improve Mound Road West and Middle Bridges over Spring Creek, Structures 058-3035 and 058-3036. The Amendment authorizes an additional $100,000 in Federal funds for the project. The additional funds are added to the original agreement amount of $1,900,000, for a total of $2,000,000 in Federal funds for the project.

BACKGROUND:
On December 3, 2018, the City Council approved a City-State Joint Agreement for the reconstruction of the Mound Road West and Middle Bridges over Spring Creek. This agreement approved a maximum amount of $1.9 million in Federal Funds and State Motor Fuel Tax funding to pay the balance of the project costs which were, at that time, projected to be approximately $475,000.

Because the project is receiving Federal funding, it is under the direct control of the Illinois Department of Transportation who received bids for the work on January 18th. A low bid of $2,504,685.13 was provided by Sangamo Construction Company. This bid was $129,686 higher than the amount originally authorized by Council. On February 4, 2019, the City Council appropriated $150,000 in additional State Motor Fuel Tax funding for a total of $625,000 to cover the higher bid price which enabled IDOT to accept the bid and proceed

with the project. The bridge work is planned to begin in April of this year.

Since the bids were opened, the City requested and has received approval from the Decatur Urbanized Area Transportation Study (DUATS) for additional Federal funding to cover the higher project amount. Amendment #1 to the Local Public Agency Agreement (originally approved by Council on December 3, 2018) authorizes an additional $100,000 in Federal funds for the project, for a total of $2 million. This will reduce the planned City expenditure to $504,686. However, it should be noted that under the Agreement, the City will be responsible for all project costs that exceed the $2 million Federal funding limit for the project.

SCHEDULE: DESIGN AND CONSTRUCTION:
Construction is planned to begin in April with completion by the end of 2019.

PRIOR COUNCIL ACTION:
January 7, 2013 – City Council approved Resolution No. R2013-01 authorizing a preliminary design services agreement between the City of Decatur and URS Corporation to complete a preliminary design to improve the Mound Road bridges over Spring Creek for a fee not to exceed $22,100.

January 7, 2013 – City Council approved Resolution No. R2013-02 appropriating $22,100 in State Motor Fuel Tax funds to pay for the agreement with URS Corporation to complete a preliminary design for the subject bridges.

June 20, 2016 – City Council was given a memorandum detailing the condition and status of the City's bridges that fall within the jurisdiction of the National Bridge Inspection Standards (NBIS). This memorandum identified bridges with structural concerns including the three bridges on East Mound Road over Spring Creek. The east most Mound Road bridge was replaced in 2016. This project will design improvements for the middle and west bridges.

July 3, 2017 – City Council approved Resolution R2017-88 authorizing a professional engineering services agreement between the City of Decatur and AECOM Technical Services, Inc., (AECOM) to perform bridge design services for the Mound Road / Spring Creek West and Middle bridges for a fee of $339,100.

July 3, 2017 – City Council approved Resolution R2017-89 appropriating $339,100 in State Motor Fuel Tax funds to pay for the agreement with AECOM to perform bridge design services for the Mound Road / Spring Creek West and Middle bridges.

December 3, 2018 – City Council approved Resolution R2018-145 appropriating $500,000 in State Motor Fuel Tax funds to pay for the City's $475,000 match with a $25,000

contingency, for the improvement of the Mound Road / Spring Creek West and Middle Bridges. The total estimated cost of the bridge improvement was $2,375,000.

December 3, 2018 – City Council approved Resolution R2018-146 authorizing a Local Public Agency Agreement for Federal Participation to improve the Mound Road / Spring Creek West and Middle Bridges, Structures 058-3035 and 058-3036. The Agreement authorized a $2,375,000 bridge reconstruction project with Federal funding to a maximum of $1,900,000 with the balance, estimated at $475,000, being paid by the City.

February 4, 2019 – City Council approved Resolution R2019-20 authorizing the appropriation of an additional $150,000 in State Motor Fuel Tax (MFT) funds to pay for the City's portion of the improvement of the Mound Road West and Middle Bridges over Spring Creek for a total authorized MFT expenditure of $625,000.

POTENTIAL OBJECTIONS: None

INPUT FROM OTHER SOURCES:
Illinois Department of Transportation

STAFF REFERENCE: Matt Newell, Public Works Director, and Paul Caswell, City Engineer. Matt will be in attendance at the City Council meeting to answer any questions of the Council on this item.

BUDGET/TIME IMPLICATIONS:
Budget Impact: The Local Public Agency Agreement for Federal Participation authorizes a total project of $2,504,686 for the Mound Road West and Middle Bridges over Spring Creek with Federal funding up to $2 million. The City's portion of the project is estimated to be $504,686. The City will be responsible for the balance required above the agreement amounts. City funding is allocated in the State Motor Fuel Tax fund.

Staffing Impact: Staff time is allocated to manage the Mound Road Bridge improvement project.

ATTACHMENTS:

Description	Type
Resolution - Exhibit A & Addenda 1	Resolution Letter

CITY OF DECATUR
Section No.: 17-00706-00-BR
Project No.: EBDH(794)
Job No.: C-97-059-18
Amendment #1

RESOLUTION NO. _____

RESOLUTION AUTHORIZING AMENDMENT #1 TO LOCAL PUBLIC AGENCY AGREEMENT FOR FEDERAL PARTICIPATION WITH THE STATE OF ILLINOIS TO IMPROVE THE MOUND ROAD WEST AND MIDDLE BRIDGES OVER SPRING CREEK, STRUCTURES 058-3035 AND 058-3036, SECTION NO. 17-00706-00-BR CITY PROJECT 2017-06

WHEREAS, the City of Decatur endeavors to improve two segments of Mound Road by the replacement of bridge superstructures over Spring Creek at the west and middle crossings, known to the Illinois Department of Transportation as MFT Section Number 17-00706-00-BR and State Job Number C-97-059-18.

WHEREAS, the cost of said improvement has necessitated the use of Federal funds, and;

WHEREAS, the Federal funding source requires a match of local funds, and;

WHEREAS, the use of Federal funds requires a joint funding AGREEMENT with the Illinois Department of Transportation.

NOW THEREFORE, BE IT RESOLVED BY THE CITY COUNCIL OF THE CITY OF DECATUR, ILLINOIS:

Section 1. That the City Council of the City of Decatur, Illinois authorizes Amendment #1 to the Local Public Agency Agreement for Federal Participation for an additional One Hundred Thousand and 00/100 Dollars ($100,000) in Federal funds, for a total amount of $2,000,000 in Federal funds, to cover a portion of the awarded project cost of $2,504,686, for the completion of the aforementioned project known as MFT Section Number 17-00706-00-BR.

Section 2. That the Mayor and City Clerk be, and they are hereby, authorized and directed to execute the above-mentioned Amendment #1 to the Local Public Agency Agreement for Federal Participation and any other such documents related to advancement and completion of said project, hereto attached as Exhibit A.

PRESENTED and ADOPTED this 4th day of March, 2019.

_____
JULIE MOORE WOLFE, MAYOR

ATTEST:

_____
KIM L. ALTHOFF, CITY CLERK

Exhibit A

Illinois Department of Transportation	Local Public Agency City of Decatur	State Contract ☒	Day Labor ☐	Local Contract ☐	RR Force Account ☐
Local Public Agency Amendment # 1 for Federal Participation	Section: 17-00706-00-BR	Fund Type: STU		ITEP / SRTS / HSIP Number(s)	

Construction		Engineering		Right-of-Way	
Job Number	Project Number	Job Number	Project Number	Job Number	Project Number
C-97-059-18	EBDH(794)				

This Amendment is made and entered into between the above local public agency, hereinafter referred to as the **"LPA"**, and the state of Illinois, acting by and through its Department of Transportation, hereinafter referred to as **"STATE"**. The **STATE** and **LPA** have jointly proposed to improve the designated location as described below and agree to the changes outlined in this Amendment. The improvement shall be constructed in accordance with plans approved by the **STATE** and the **STATE**'s policies and procedures approved and/or required by the Federal Highway Administration, hereinafter referred to as **"FHWA"**.

Location

Location Mound Road Route FAU 7359 Length 0.02mi

Termini North Side Decatur AT Spring Creek and East Mound Road AT Spring Creek

Current Jurisdiction City of Decatur TIP Number DEC19-03 Existing Structure No 058-3035 058-3036

Amended Division of Cost

Type of Work	STU	%		%	LPA	%	Total
Participating Construction	2,000,000	(*)		( )	504,686	(BAL)	2,504,686
Non-Participating Construction		( )		( )		( )	
Preliminary Engineering		( )		( )		( )	
Construction Engineering		( )		( )		( )	
Right of Way		( )		( )		( )	
Railroads		( )		( )		( )	
Utilities		( )		( )		( )	
Materials							
TOTAL	$ 2,000,000		$		$ 504,686		$ 2,504,686

*80% STU Funds NTE $2,000,000

NOTE:

The costs shown in the Division of Cost table are approximate and subject to change. The final **LPA** share is dependent on the final Federal and State participation. The actual costs will be used in the final division of cost for billing and reimbursment.

If funding is not a percentage of the total, place an asterisk in the space provided for the percentage and explain above.

Local Public Agency Appropriation

For Amendments Increasing the LPA share: By execution of this Amendment, the **LPA** attests that additional moneys have been appropriated or reserved by resolution or ordinance to fund the aditional share of **LPA** project costs. A copy of the resolution or ordinance is attached as an addendum(**required for increases to state-let contracts only**).

ADDENDA

Additional information, changes, and/or stipulations to the original Agreement are hereby attached and identified below as being a part of this Amendment.

Number 1 – LPA Appropriation Resolution

(Insert addendum numbers and titles as applicable)

BE IT MUTUALLY AGREED that all remaining provisions of the original agreement not altered by this Amendment shall remain in full force and effect and the Amendment shall be binding upon and inure to the benefit of the parties hereto, their successors and assigns.

The **LPA** further agrees, as a condition of payment, that it accepts and will comply with the applicable provisions set forth in this Amendment and all Addenda.

APPROVED

Local Public Agency

Julie Moore-Wolfe

Name of Official (Print or Type Name)

Mayor

Title (County Board Chairperson/Mayor/Village President/etc.)

(Signature) Date

The above signature certifies the agency's TIN number 376001308 conducting business as a Governmental Entity.

DUNS Number 075613000

APPROVED

State of Illinois
Department of Transportation

Randall S. Blankenhorn, Secretary of Transportation Date

By:

Erin Aleman, Director of Planning & Programming Date

Erin Aleman, Director of Planning & Programming Date

Philip C. Kaufmann, Chief Counsel Date

Jeff Heck, Chief Fiscal Officer (CFO) Date

NOTE: If the LPA signature is by an APPOINTED official, a resolution authorizing said appointed official to execute this agreement is required.

Attest:

Kim L. Althoff, City Clerk

Addenda 1

RESOLUTION R2019-20

RESOLUTION TO APPROPRIATE ADDITIONAL MOTOR FUEL TAX FUNDS TO PAY THE CITY'S PORTION TO IMPROVE THE MOUND ROAD / SPRING CREEK WEST AND MIDDLE BRIDGES, STRUCTURES 058-3035 AND 058-3036 CITY PROJECT 2017-06

NOW THEREFORE, BE IT RESOVED BY THE CITY COUNCIL OF THE CITY OF DECATUR, ILLINOIS:

Section 1. That there is hereby appropriated the additional sum of $150,000 of State Motor Fuel Tax funds for the purpose of paying the City's share of Motor Fuel Tax eligible costs for the Mound Road / Spring Creek West and Middle Bridges Deck Replacement under the applicable provisions of the Illinois Highway Code.

Section 2. That only those sidewalks, streets, highways, bridges; and operations as listed and described as part of the Mound Road / Spring Creek West and Middle Bridges Deck Replacement project, are eligible for State Motor Fuel Tax funds and shall be designated as Section 17-00706-00-BR.

Section 3. That the Clerk shall, as soon as practicable after the close of the project, submit to the Department of Transportation on forms furnished by said Department, a certified statement showing expenditures from and balances remaining in the account(s) for this project; and,

Section 4. That the Clerk shall immediately execute four original BLR 09110 forms, attached hereto as Exhibit A and made a part hereof, and transmit with two certified copies of this resolution to the district office of the Department of Transportation, at Effingham, Illinois.

PRESENTED and ADOPTED this 4th day of February, 2019.

JULIE MOORE WOLFE, MAYOR

ATTEST:

KIM L. ALTHOFF, CITY CLERK

Illinois Department of Transportation

Resolution for Improvement Under the Illinois Highway Code

Resolution Number	Resolution Type	Section Number
	Supplemental	17-00706-00-BR

BE IT RESOLVED, by the Council (Governing Body Type) of the City (Local Public Agency Type) of Decatur, (Name of Local Public Agency) Illinois that the following described street(s)/road(s)/structure be improved under the Illinois Highway Code. Work shall be done by Contract (Contract or Day Labor)

For Roadway/Street improvements:

	Name of Street(s)/Road(s)	Length (miles)	Route	From	To
+					

For Structures:

	Name of Street(s)/Road(s)	Existing Structure No.	Route	Location	Feature Crossed
+	Mound Road Bridges	058-3035	FAU7359	west bridge	over Spring Creek
+	Mound Road Bridges	058-3036	FAU7359	middle bridge	over Spring Creek

BE IT FURTHER RESOLVED,

1. That the proposed improvement shall consist of

Replace beams and decks including new approaches on the Mound Road Bridges over Spring Creek west and middle. Structure Nos. 058-3035 and 058-3036

2. That there is hereby appropriated the sum of One Hundred Fifty Thousand and 00/100---------- Dollars ($150,000.00) for the improvement of said section from the Local Public Agency's allotment of Motor Fuel Tax funds.

BE IT FURTHER RESOLVED, that the Clerk is hereby directed to transmit four (4) certified originals of this resolution to the district office of the Department of Transportation.

I, Kim L. Althoff (Name of Clerk) City (Local Public Agency Type) Clerk in and for said City (Local Public Agency Type) of Decatur, (Name of Local Public Agency) in the State aforesaid, and keeper of the records and files thereof, as provided by statute, do hereby certify the foregoing to be a true, perfect and complete original of a resolution adopted by Council (Governing Body Type) of Decatur, (Name of Local Public Agency) at a meeting held on February 04, 2019 (Date)

IN TESTIMONY WHEREOF, I have hereunto set my hand and seal this 4th (Day) day of February, 2019 (Month, Year)

(SEAL)

Clerk Signature

Kim Althoff

Approved

Regional Engineer
Department of Transportation

Jeffrey M Booth, P.E.

Date: 2-14-19

Printed 01/23/19

Public Works

DATE: 2/20/2019

MEMO: 2019-11

TO: **Honorable Mayor Moore Wolfe and City Council Members**

FROM: **Wendy Morthland, Interim City Manager**
Matthew C. Newell, P.E., Public Works Director

SUBJECT: Ordinance Donating Permanent Easement to the County of Macon for Reas Bridge Road (County Highway 24) Crossing at Lake Decatur for Highway Purposes

SUMMARY RECOMMENDATION:
It is recommended that the City Council approve the following:

1. Ordinance authorizing the donation of a permanent easement on City property to the County of Macon for the purpose of bridge and road construction and maintenance and other highway purposes.

2. Resolution Authorizing the Mayor to sign the following documents related to the donation of the Permanent Easement:
   a. Donation Approval. (Exhibit 1)
   b. Statement of Compliance with the Public Officers Prohibited Activities Act. (Exhibit 2)
   c. Affidavit of Title. (Exhibit 3)
   d. Receipt for Donation. (Exhibit 4)

BACKGROUND:
The Macon County Highway Department proposes to improve Reas Bridge Road over Lake Decatur. This proposed work involves reconstructing both bridges and widening the causeway to support a 4-lane highway which will be part of the future Macon County Beltway. To facilitate the work, the County has requested the donation of a permanent easement encompassing 7.922 acres of Lake property owned by the City as shown on the attached location maps.

LEGAL REVIEW: The Legal Department was given the easement and associated documents for review.

PRIOR COUNCIL ACTION:
There have been no prior Council actions regarding this proposed easement.

POTENTIAL OBJECTIONS: None.

INPUT FROM OTHER SOURCES: Macon County

STAFF REFERENCE: Matt Newell, Public Works Director. Matt will attend the City Council meeting to answer any questions of the Council on this item.

BUDGET/TIME IMPLICATIONS:
It is proposed that the permanent easement be donated to the County for their highway improvement work.

ATTACHMENTS:

Description	Type
Ordinance Donating Permanent Easement to the County of Macon for Reas Bridge Road (CH 24) Crossing at Lake Decatur for Highway Purposes	Ordinance

ORDINANCE NO. _____

ORDINANCE DONATING PERMANENT EASEMENT TO THE COUNTY OF MACON FOR REAS BRIDGE ROAD (COUNTY HIGHWAY 24) CROSSING AT LAKE DECATUR FOR HIGHWAY PURPOSES

BE IT ORDAINED BY THE CITY COUNCIL OF THE CITY OF DECATUR, ILLINOIS:

Section 1. That the donation of a Permanent Easement for the purpose of bridge and road construction and maintenance, and for other highway purposes, on, over and through the following described real estate be, and it is hereby, received, placed on file and approved.

Part of the Southeast Quarter of Section 33 and part of the Southwest Quarter of Section 34, all in Township 17 North, Range 3 East of the Third Principal Meridian, Macon County, Illinois, more particularly described as follows;

Commencing at the Northeast corner of the Southwest Quarter of the Southwest Quarter of said Section 34; thence on a bearing based on the Illinois Coordinate System East Zone NAD83 (2011) Adjustment South 89 degrees 43 minutes 23 seconds West along the North line of the Southwest Quarter of said Southwest Quarter, a distance of 905.00 feet to the Point of Beginning for the following described parcel; thence South 89 degrees 43 minutes 23 seconds West along the North line of the Southwest Quarter of said Southwest Quarter, a distance of 429.00 feet to the Northwest corner of the Southwest Quarter of the Southwest Quarter of said Section 34; thence South 1 degree 05 minutes 06 seconds East along the West line of said Section 34 a distance of 50.23 feet; thence North 87 degrees 55 minutes 23 seconds West, a distance of 231.06 feet; thence North 88

degrees 01 minutes 54 seconds West, a distance of 237.41 feet; thence South 88 degrees 53 minutes 16 seconds West, a distance of 419.17 feet; thence South 85 degrees 49 minutes 40 seconds West, a distance of 212.51 feet; thence South 84 degrees 19 minutes 24 seconds West, a distance of 200.06 feet; thence South 85 degrees 45 minutes 19 seconds West, a distance of 248.43 feet; thence North 14 degrees 37 minutes 00 seconds East, a distance of 51.72 feet; thence North 17 degrees 18 minutes 51 seconds East, a distance of 88.79 feet; thence North 17 degrees 18 minutes 51 seconds East, a distance of 73.76 feet; thence North 85 degrees 27 minutes 36 seconds East, a distance of 171.98 feet; thence North 87 degrees 28 minutes 25 seconds East, a distance of 200.09 feet; thence North 85 degrees 53 minutes 49 seconds East, a distance of 435.30 feet; thence South 88 degrees 04 minutes 24 seconds East, a distance of 455.33 feet; thence South 87 degrees 55 minutes 23 seconds East, a distance of 450.00 feet; thence North 86 degrees 29 minutes 22 seconds East, a distance of 102.71 feet; thence South 36 degrees 17 minutes 48 seconds East, a distance of 168.87 feet to the Point of Beginning, containing 7.922 acres, more or less.

Permanent Index Number: 18-08-33-400-010

(EASEMENT SHOWN ON THE PERMANENT EASEMENT PLATS 1 OF 2 AND 2 OF 2 ATTACHED HERETO AS EXHIBITS 1 AND 2 AND MADE A PART HEREOF)

Section 2. That the Mayor and City Clerk be, and they are hereby, authorized and directed to execute said Permanent Easement for highway purposes, on behalf of the City of Decatur.

PRESENTED, PASSED, APPROVED AND RECORDED this 4th day of March, 2019.

_____
JULIE MOORE WOLFE, MAYOR

ATTEST:

_____
KIM L. ALTHOFF, CITY CLERK

Exhibit A

Owner	City of Decatur
Address	3057 N Sangamon Road Decatur, Illinois
Route	CH 24 Reas Bridge Road
County	Macon
Job No.	6407
Parcel No.	010PE
P.I.N. No.	18-08-33-400-010 & 18-08-33-400-008
Section	14-00268-03—EG
Project No.	
Station	27+73.08 to 47+58.43
Station	
Contract No.	
Catalog No.	

PERMANENT EASEMENT
(Donation) (Governmental Entity)

City of Decatur, a governmental entity organized and existing under and by virtue of the laws of the State of Illinois and duly authorized to do business under the Statutes of the State of Illinois, (Grantor), by Julie Moore Wolfe, its Mayor, for and in consideration of all the benefits resulting from the construction and maintenance of the highway referred to herein, and pursuant to the provisions of 50 ICLS 605/4 hereby represents that Grantor owns the fee simple title to and grants and conveys to the County of Macon (Grantee), a permanent easement for the purpose of bridge and road construction and maintenance, and for other highway purposes, on, over and through the following described real estate:

Part of the Southeast Quarter of Section 33 and part of the Southwest Quarter of Section 34, all in Township 17 North, Range 3 East of the Third Principal Meridian, Macon County, Illinois, more particularly described as follows;

Commencing at the Northeast corner of the Southwest Quarter of the Southwest Quarter of said Section 34; thence on a bearing based on the Illinois Coordinate System East Zone NAD83 (2011) Adjustment South 89 degrees 43 minutes 23 seconds West along the North line of the Southwest Quarter of said Southwest Quarter, a distance of 905.00 feet to the Point of Beginning for the following described parcel; thence South 89 degrees 43 minutes 23 seconds West along the North line of the Southwest Quarter of said Southwest Quarter, a distance of 429.00 feet to the Northwest corner of the Southwest Quarter of the Southwest Quarter of said Section 34; thence South 1 degree 05 minutes 06 seconds East along the West line of said Section 34 a distance of 50.23 feet; thence North 87 degrees 55 minutes 23 seconds West, a distance of 231.06 feet; thence North 88 degrees 01 minutes 54 seconds West, a distance of 237.41 feet; thence South 88 degrees 53 minutes 16 seconds West, a distance of 419.17 feet; thence South 85 degrees 49 minutes 40 seconds West, a distance of 212.51 feet; thence South 84 degrees 19 minutes 24 seconds West, a distance of 200.06 feet; thence South 85 degrees 45 minutes 19 seconds West, a distance of 248.43 feet; thence North 14 degrees 37 minutes 00 seconds East, a distance

of 51.72 feet; thence North 17 degrees 18 minutes 51 seconds East, a distance of 88.79 feet; thence North 17 degrees 18 minutes 51 seconds East, a distance of 73.76 feet; thence North 85 degrees 27 minutes 36 seconds East, a distance of 171.98 feet; thence North 87 degrees 28 minutes 25 seconds East, a distance of 200.09 feet; thence North 85 degrees 53 minutes 49 seconds East, a distance of 435.30 feet; thence South 88 degrees 04 minutes 24 seconds East, a distance of 455.33 feet; thence South 87 degrees 55 minutes 23 seconds East, a distance of 450.00 feet; thence North 86 degrees 29 minutes 22 seconds East, a distance of 102.71 feet; thence South 36 degrees 17 minutes 48 seconds East, a distance of 168.87 feet to the Point of Beginning, containing 7.922 acres, more or less.

situated in the County of Macon, State of Illinois and hereby releases and waives all right under and by virtue of the Homestead Exemption Laws of the State of Illinois. The above-described real estate and improvements located thereon are herein referred to as the "premises."

Grantor shall have and retains all rights to use and occupy the premises and access to Grantor's remaining property, except as herein expressly granted; provided, however, Grantor's use and occupation of the premises may not interfere with Grantee's use of the premises for the purposes herein described.

This permanent easement is made, executed and delivered pursuant to a resolution duly adopted at a meeting held on the 4th day of March, 2019.

Grantor, without limiting the interest above granted and conveyed, acknowledges that upon payment of the agreed consideration, all claims arising out of the above acquisition have been settled, including without limitation, any diminution in value to any remaining property of the Grantor caused by opening, improving, and using the premises for highway purposes. This acknowledgment does not waive any claim for trespass or negligence against the Grantee or Grantee's agents which may cause damage to Grantor's remaining property.

This grant shall constitute a covenant, which runs with the land, and shall be binding upon the legal representatives, successors and assigns of Grantor.

Dated this 4th day of March, 2019.

City of Decatur
Name of Governmental Entity

By: _____
Signature

Julie Moore Wolfe, Mayor
Print Name and Title

ATTEST:

By: _____
Signature

Kim L. Althoff, City Clerk
Print Name and Title

State of Illinois)
) ss
County of Macon)

This instrument was acknowledged before me on _____, 2019, by _____, as _____ and _____, as _____ of City of Decatur, a governmental entity organized and existing under the laws of Illinois.

(SEAL)

_____
Notary Public

My Commission Expires: _____

This instrument was prepared by and after recording, return to:

Macon County Highway Department
2405 N. Woodford Street
Decatur, Illinois 62526-4704

Exhibit 1


PLAT OF PERMANENT EASEMENT FOR PUBLIC ROAD
PARCEL 010
CITY OF DECATUR
(18-08-33-400-010)
PART OF THE SE 1/4 SECTION 33, AND
PART OF THE SW 1/4 SECTION 34
ALL IN TOWNSHIP 17 NORTH,
RANGE 3 EAST OF THE THIRD PRINCIPAL MERIDIAN
BEARINGS BASED ON THE ILLINOIS COORDINATE SYSTEM EAST ZONE (NAD83)
PLAT DISTANCES ARE IN GRID U.S. FEET. TO CONVERT TO GROUND DIVIDE BY A GRID FACTOR OF 0.9999780.
N
46+81.98
95.11' RT
N 85° 27' 36" E 171.98'
45+10.00
96.00' RT
43+10.00
90.00' RT
N 87° 28' 25" E 200.09'
N 85° 53' 49" E 435.30'
38+80.00
100.00' RT
S 88° 04' 24" E 455.33'
N 17° 18' 51" E
73.76'
47+09.09
26.51' RT
N 17° 18' 51" E
88.79'
N 14° 37' 00" E
51.72'
47+41.71
56.05' LT
S 85° 45' 19" W 248.43'
S 84° 19' 24" W 200.06'
45+10.00
105.00' LT
43+10.00
100.00' LT
S 85° 49' 40" W 212.51'
40+95.00
98.00' LT
S 88° 53' 16" W 419.17'
36+70.00
98.00' LT
N 88° 01' 54" W 237.41'
MATCHLINE STA 35+00
47+58.43
105.00' LT
THIS PLAT OF PERMANENT EASEMENT HAS BEEN PREPARED UNDER MY DIRECT SUPERVISION FOR THE COUNTY OF MACON, ILLINOIS.
JANUARY _____, 2019
RANDALL C. TREI
PROFESSIONAL LAND SURVEYOR NO. 3141
MY LICENSE EXPIRES NOV. 30, 2020
PARCEL NO. 010
CITY OF DECATUR
REQUIRED PERMANENT EASEMENT = 7.922 ACRES±
LEGEND
POB POINT OF BEGINNING
POC POINT OF COMMENCEMENT
PROPOSED PERMANENT EASEMENT
EXISTING ROW
PERMANENT EASEMENT
CHASTAIN FIELD BOOK 525
CHASTAIN PROJECT NO. 6407
SURVEYED - CHASTAIN
DRAWN - RLK
CALC - TES
DATE - 5/7/2018
REVISED -
CHASTAIN & ASSOCIATES LLC
CONSULTING ENGINEERS
DECATUR (217) 422-8544
SCHAUMBURG (773) 734-0050
ROCKFORD (815) 489-0050
184-001397
ROUTE CH 24
SEC 14-00268-03-EG & 12-00251-00-BR
SCALE:
SECTION 34
T17N, R3E OF 3RD P.M.
SHEET NO. 1 OF 2 SHEETS
COUNTY MACON
JOB#
PROJECT#
STA 27+73 TO STA 47+58
CONTRACT NO.

Exhibit 2

PLAT OF PERMANENT EASEMENT FOR PUBLIC ROAD
PARCEL 010
CITY OF DECATUR
(18-08-33-400-010)
PART OF THE SE 1/4 SECTION 33 AND
PART OF THE SW 1/4 SECTION 34
ALL IN TOWNSHIP 17 NORTH,
RANGE 3 EAST OF THE THIRD PRINCIPAL MERIDIAN
S 88° 04' 24" E
455.33'
34+30.00
90.00' RT
S 87° 55' 23" E 450.00'
PROP ROW
N 86° 29' 22" E
102.71'
29+80.00
90.00' RT
NW CORNER OF SW 1/4
OF SW 1/4 SECTION 34,
T17N, R3E, 3RD PM
EX ROW
POC
NE CORNER OF SW 1/4
OF SW 1/4 SECTION 34,
T17N, R3E, 3RD PM
NORTH LINE OF SW 1/4
OF SW 1/4 SECTION 34,
T17N, R3E, 3RD PM
PROP ROW
N 87° 55' 23" W 231.06'
34+30.00
100.00' LT
N 88° 01' 54" W
237.41'
POB
27+73.08
32.73' LT
EX ROW
LEGEND
POB POINT OF BEGINNING
POC POINT OF COMMENCEMENT
PROPOSED PERMANENT EASEMENT
EXISTING ROW
PERMANENT EASEMENT
CHASTAIN FIELD BOOK 525
CHASTAIN PROJECT NO. 6407
SURVEYED - CHASTAIN
DRAWN - RLK
CALC - TES
DATE - 5/7/2018
REVISED -
CHASTAIN & ASSOCIATES LLC
CONSULTING ENGINEERS
DECATUR (217) 422-8544
SCHAUMBURG (773) 734-0950
ROCKFORD (815) 489-0030
184-001397
ROUTE CH 24
SEC 14-00258-03-EG &
12-00251-00-BR
SCALE:
SECTION 34
T17N, R3E OF 3RD P.M.
SHEET NO. 2 OF 2 SHEETS
COUNTY MACON
JOB#
PROJECT#
STA 27+73 TO STA 47+58
CONTRACT NO.

RESOLUTION NO. _____

RESOLUTION AUTHORIZING AGREEMENTS REGARDING PERMANENT EASEMENT FOR MACON COUNTY, ILLINOIS, REAS BRIDGE ROAD (COUNTY HIGHWAY 24) PROJECT FOR HIGHWAY PURPOSES

BE IT RESOLVED BY THE CITY COUNCIL OF THE CITY OF DECATUR, ILLINOIS:

Section 1. That the documents relating and necessary to the donation of a permanent easement to the County of Macon, Illinois for the purpose of bridge and road construction and maintenance, and related highway purposes at the crossing of Macon County Highway 24 over Lake Decatur, specifically the Donation Approval, Statement of Compliance with the Public Officers Prohibited Activities Act, Affidavit of Title, and Receipt for Donation, attached hereto and presented herewith as Exhibits 1, 2, 3 and 4, be placed on file and approved.

Section 2. That the Mayor and City Clerk be, and they are hereby authorized and directed to execute the attached Exhibits.

PRESENTED and ADOPTED this 4th day of March, 2019.

_____
JULIE MOORE WOLFE, MAYOR

ATTEST:

_____
KIM L. ALTHOFF, CITY CLERK

Exhibit 1
Donation Approval

I recognize my right to an appraisal and compensation in the full amount of the approved appraisal. However, I wish to donate the necessary right of way.

City of Decatur

Attest:

Owner's Signature	City Clerk
Julie Moore Wolfe, Mayor	Kim L. Althoff, City Clerk
Print Name and Title	
March 4, 2019	
Date	

Exhibit 2

Statement of Compliance with the Public Officers Prohibited Activities Act (50 ILCS 105/3.1)

CHECK ONE

☒ Grantor has not received and will not receive a non-monetary benefit from the County of Macon (for example, an added improvement, re-built or relocated improvement or any other valuable service) in exchange for the donation of this parcel.

OR

☐ Grantor has received or will receive a non-monetary benefit from the County of Macon in exchange for the donation of this parcel. To comply with 50 ILCS 105/3.1, Grantor shall disclose, in writing, all owners, beneficiaries, etc. of this parcel.

City of Decatur	Attest:
_____	_____
Owner's Signature	City Clerk Signature
Julie Moore Wolfe, Mayor	Kim L. Althoff, City Clerk
_____	_____
Print Name and Title	Print Name and Title
March 4, 2019	_____
Date	Date

Confirmed:

_____

Macon County Highway Department Representative

_____

Date

Exhibit 3

Affidavit of Title

Owner	City of Decatur
Address	3057 N Sangamon Road Decatur, Illinois
Route	CH 24 Reas Bridge Road
Section	14-00268-03—EG
County	Macon
Project	
Job No.	6407
Parcel No.	010PE
P.I.N. No.	18-08-33-400-010 & 18-08-33-400-008
Station	27+73.08 to 47+58.43
Station	
Catalog No.	
Contract No.	

State of Illinois)
) ss.
County of Macon)

I, _____ , _____

being first duly sworn upon oath states as follows:

1. Affiant has personal knowledge of the facts averred herein.

2. ☐ There are **no parties** other than Grantor in possession of any portion of the premises described in attached Exhibit "A" through easement, lease, oral or written, or otherwise, whether or not of record.

   ☒ There are no parties other than Grantor **and the parties listed below** in possession of any portion of the premises described in attached Exhibit "A" through easement, lease, oral or written, or otherwise, whether or not of record:

   Macon County Highway Department

SEE ATTACHED EXHIBIT "A"

3. This affidavit is made to provide factual representation as a basis for the State of Illinois to accept a document of conveyance for the premises described in said conveyance, the premises being a portion of or all of the above described premises, from the record owners thereof.

4. The affiant has no knowledge of any driveway agreements, encroachments, overlaps, or boundary line disputes involving the premises to be conveyed.

5. The said premises described in Exhibit "A" are: (Check One)

   ☐ Vacant and unimproved ☐ Agricultural and unimproved

   ☒ Improved and
   - (A) There have been no improvements made or contracted for on the premises within six (6) months immediately preceding the date of the affidavit, out of which a claim for a mechanic's lien could accrue or has accrued; and
   - (B) To the best of my knowledge all improvements now on the premises comply with all local building and zoning ordinances.

6. There are no chattel mortgages, conditional sales contracts or financing statements existing on or in connection with the premises to be conveyed which are not shown by the public records.

7. There are no taxes or special assessments which are not shown as existing liens by the public records involving the premises described in Exhibit A.

8. Per 50 ILCS 105/3.1, the identities of all owners and beneficiaries having an interest in the premises to be conveyed are as follows (check applicable box(es) and complete information requested):

☐ **Individual.** Individual **owners** of the property **are**: _____

_____

☐ **Nonprofit Organization.** There is no individual or other organization receiving distributable income from the organization.

☒ **Public Organization, including units of local government.** There is no individual or other organization receiving distributable income from the organization

☐ **Publicly-Traded Corporation.** There is no readily known shareholder entitled to receive more than 7-1/2% interest in the total distribution income of the corporation.

☐ **Corporation, Partnership, Limited Liability Company.** Those entitled to receive more than 7-1/2% of the total distributable income of said entity are as follows:

	Name	**Address**
*1.		
2.		
3.		
4.		

☐ **Land Trust or Declaration of Trust.** The identity of each beneficiary of Grantor Trust is as follows:

	Name	**Address**	% of Interest
*1.			
2.			
3.			
4.			

* IF THE INITIAL DISCLOSURES SHOW INTERESTS HELD BY ANOTHER CORPORATION, PARTNERSHIP, LIMITED LIABILITY COMPANY, OR TRUST, THEN FURTHER DISCLOSURES SHOULD BE PROVIDED UNTIL THE NAMES OF INDIVIDUALS OWNING THE INTEREST IN THE ENTITY ARE DISCLOSED.

Exhibit 3

Dated this 4th day of March , 2019 .

By: _____
Signature

Julie Moore Wolfe, Mayor
Print Name and Title if applicable

State of Illinois)
) ss
County of Macon)

This instrument was acknowledged before me on _____ , 2019, by

_____ .

(SEAL)

_____
Notary Public

My Commission Expires: _____

NOTE: THIS AFFIDAVIT MAY BE EXECUTED AND ACKNOWLEDGED ON BEHALF OF THE RECORD OWNER(S) BY ANY **ONE** OF THE RECORD OWNERS, OFFICERS, MANAGERS, PARTNERS, OR TRUSTEES HAVING KNOWLEDGE OF THE FACTS IN THIS AFFIDAVIT.

Exhibit 3

Exhibit "A"

APN/Parcel ID(s): 18-08-33-400-010

That part of the Southeast Quarter of the Southeast Quarter of Section 33, Township 17 North, Range 3 East of the Third Principal Meridian, Macon County, Illinois, that lies within Tax Parcel 18-08-33-400-010.

Situated in Macon County, Illinois.

APN/Parcel ID(s): 18-08-33-400-008

That part of the following described land lying above 615 feet above sea level (being shown as Tax Parcel Number 18-08-33-400-008 on the Tax Map of the Assessor of Macon County, Illinois:

The Southeast Quarter of the Northwest Quarter of the Southeast Quarter of Section 33, Township 17 North, Range 3 East of the Third Principal Meridian, Macon County, Illinois;

Except the following described tract of land:

Beginning at a point 187 feet West of the South East corner of the East Half (E 1/2) of the North West Quarter (NW 1/4) of the South East Quarter (SE 1/4) of Section Thirty-three (33), Township Seventeen (17) North, Range Three (3) East of the 3rd P.M., thence North 17 degrees 12 minutes East 266.6 feet, thence North 61 degrees 33 minutes West 226.2 feet, thence North 86 degrees 29 minutes West 359.7 feet, to the West line of the said East Half of the North West Quarter of the South East Quarter of said Section Thirty-three (33), thence South to the South West corner of the said East Half of the North West Quarter of the Southeast Quarter of said Section Thirty-three (33), thence East to the place of beginning; Situated in Macon County, Illinois.

Exhibit 4

MACON COUNTY HIGHWAY DEPARTMENT

Receipt for Donation

Owner City of Decatur
Job No. 6407
Parcel No. 010PE

The County of Macon (Grantee) acknowledges receipt of Donation of a permanent easement covering 7.922 acres dated March 4, 2019 in Macon County, State of Illinois as a permanent easement for County Highway Route 24 Reas Bridge Road, Section 14-00268-03—EG, and executed by the undersigned Grantor for the parcel referenced above.

Grantor and Grantee agree as follows:

1. Grantor and Grantee agree that possession occurs when the Donation Letter, Permanet Easement, and Receipt for Donation are properly executed by the property owner.

2. This Receipt and conveyance documents are the entire and exclusive agreement between the parties and supersede any written or oral understanding promise or agreement, directly or indirectly related to the donation of the parcel and improvements. The parties agree that any changes to this Receipt may only be made in writing and signed by the parties.

City of Decatur
Business Entity, if applicable

By: _____
Signature

Julie Moore Wolfe, Mayor
Print Name and Title

Attest:

_____
Kim L. Althoff, City Clerk

Receipt of the donation executed by this Grantor is acknowledged.

_____ _____
Date for Macon County Highway Department

Economic & Community Development

DATE: 3/4/2019

MEMO: No. 19-05

TO: Honorable Mayor Julie Moore Wolfe and City Council

FROM: Wendy Morthland, Interim City Manager
Raymond Lai, AICP, Economic and Community Development Director
Scott Dedert, Senior Planner

SUBJECT:
Ordinance Repealing Ordinance 2019-01 and Ordinance Approving Rezoning Property from B-2 Commercial District To M-1 Intense Commercial-Light Industrial District at 3373 North Woodford Street

SUMMARY RECOMMENDATION: Staff recommends repeal of Ordinance 2019-01, which approved the subject rezoning. Also, staff recommends the approval of a new ordinance for the re-zoning. The City Plan Commission voted 7-0 to recommend approval of this latest petition at the February 7, 2019 meeting; the relevant draft minutes of the meeting are attached.

BACKGROUND:
Ordinance 2019-01 was recently considered and approved by the City Council on January 7, 2019. However, in order to meet certain requirements of the Open Meetings Act, the rezoning case had to go through the public hearing process with the Plan Commission again. At their February 7, 2019 meeting, the Plan Commission unanimously voted to recommend approval of the petition.

The property located at 3373 North Woodford Street contains both B-2 Commercial District and M-1 Intense Commercial-Light Industrial District. The northern portion of the property proposed to be re-zoned consists of approximately 0.46 acres and is a parking lot and part of an animal shelter building. On the southern part of the parcel, zoned M-1 Intense Commercial-Light Industrial District, there is part of that animal shelter building (Humane Society of Decatur and Macon County).

The intent of the rezoning request is to create a uniform zoning district for the overall property.

The subject site is located within a mixed-use area and rezoning to M-1 Intense Commercial-

Light Industrial District should have no adverse effect on the general area or the City as a whole.

POTENTIAL OBJECTIONS: No objectors spoke at the Plan Commission meeting.

INPUT FROM OTHER SOURCES:
The petition has been reviewed by the City's Technical Review Committee; Planning, Engineering and Fire.

STAFF REFERENCE: Any additional questions may be forwarded to Scott Dedert sdedert@decaturil.gov, or Raymond Lai at 424-2727 or rlai@decaturil.gov.

BUDGET/TIME IMPLICATIONS: None

ATTACHMENTS:

Description	Type
Ordinance of Repeal	Ordinance

ORDINANCE NO. _____

REPEAL OF ORDINANCE 2019-01 REZONING PROPERTY FROM B-2 COMMERCIAL DISTRICT TO M-1 INTENSE COMMERCIAL-LIGHT INDUSTRIAL DISTRICT
- 3373 NORTH WOODFORD STREET -

BE IT ORDAINED BY THE CITY COUNCIL OF THE CITY OF DECATUR, ILLINOIS:

Section 1. That Ordinanace 2019-01, rezoning the property from B-2 Commercial District To M-1 Intense Commercial-Light Industrial District at 3373 North Woodford Street, be repealed.

PRESENTED, PASSED, APPROVED AND RECORDED this 4th day of March, 2019.

_____
JULIE MOORE WOLFE, MAYOR

ATTEST:

_____
CITY CLERK

ORDINANCE NO. _____

ORDINANCE REZONING PROPERTY FROM
B-2 COMMERCIAL DISTRICT TO M-1 INTENSE COMMERCIAL-LIGHT INDUSTRIAL DISTRICT
- 3373 NORTH WOODFORD STREET -

WHEREAS, on the 7th day of February 2019, upon due notice, the Decatur City Plan Commission held a public hearing upon the petition of Humane Society of Decatur and Macon County, to rezone premises legally described as:

The northern half of all South 132 feet of the East ½ of Lot three (3) of North Side Addition to the Outlots to the City of Decatur, Illinois, as per plat recorded in Book 3335, Page 182 of the records in the Recorder's Office of Macon County, Illinois. Situated in Macon County, Illinois.

Permanent Index Number: 07-07-35-427-023

from B-2 Commercial District to M-1 Intense Commercial-Light Industrial District; and,

WHEREAS, the Decatur City Plan Commission recommended that the prayer of said petition be granted.

NOW, THEREFORE, BE IT ORDAINED BY THE CITY COUNCIL OF THE CITY OF DECATUR, ILLINOIS:

Section 1. That the recommendation of the Decatur City Plan Commission be hereby, received, placed on file and approved.

Section 2. That said described premises be, and they are hereby rezoned from B-2 Commercial District to M-1 Intense Commercial-Light Industrial District.

Section 3. That the Districts herein mentioned are those districts set forth and defined in Ordinance No. 3512 of the City of Decatur, Illinois, commonly known as the Zoning Ordinance, and all the provisions, regulations, restrictions and requirements therein set forth shall apply to the premises described herein.

Section 4. That the zoning of said premises as set out herein shall be shown and verified on the Zoning District Map as in such Ordinance No. 3512 provided and said District be hereby amended and changed as herein set forth.

PRESENTED, PASSED, APPROVED AND RECORDED this 4th day of March, 2019.

_____
JULIE MOORE WOLFE, MAYOR

ATTEST:

_____
CITY CLERK

STAFF REPORT
Decatur City Plan Commission

Hearing Date	February 7, 2019
Case No.	18-48
Property Location	3373 North Woodford Street
Request	Rezoning from B-2 Commercial District to M-1 Intense Commercial-Light Industrial District
Petitioner	Humane Society of Decatur and Macon County
Representative	Irene M. Peterson

BACKGROUND

The subject site is the northern portion of the property at 3373 North Woodford Street which is currently zoned both B-2 Commercial District and M-1 Intense Commercial-Light Industrial District. This northern portion, zoned B-2 District is proposed to be re-zoned and is currently an existing office, animal shelter building, and a parking lot. On the southern part of the parcel, zoned M-1 Intense Commercial-Light Industrial District, there is the other half of the building (Humane Society of Decatur and Macon County and the existing M-1 zoning is to be maintained).

Surrounding Land Use and Zoning

Direction	*Existing Land Use*	*Zoning*	*Comprehensive Plan*
Subject Property	Commercial, Parking lot	B-2, M-1	Heavy Commercial
North	Office, Single-Family Residence	B-2, R-1	Heavy Commercial
South	Single-Family Residence, Commercial	M-1	Residential – Low Density
East	Commercial	R-3, B-2	Employment
West	Single-Family Residence, Vacant Lot	R-1, M-1	Intense Commercial, Residential – Low Density

PROJECT DESCRIPTION

The petitioner proposes to rezone the northern portion (0.46 acres) of the site from B-2 Commercial District to M-1 Intense Commercial-Light Industrial District to create a uniform zoning district for the entire site.

STAFF ANALYSIS

The surrounding zoning districts include B-2 Commercial District to the north, R-1 Single-Family Residence District to the northwest, R-1 Single-Family Residence District and M-1 Intense Commercial-Light Industrial District to the west and south, and M-1 Intense Commercial-Light Industrial District to the east. The Macon County and Decatur Comprehensive Plan shows this area as Residential – Low Density, Heavy Commercial, and Employment. The proposed M-1 Intense Commercial-Light Industrial District zoning would be compatible and consistent with adjacent zoning and uses to the east, south and southwest. Also, rezoning the

northern "B-2" District portion of the site to "M-1" District would bring uniformity in zoning for the entire site, i.e. consistent with the southern portion in the M-1 District. As a result, this would allow zoning conformance to the existing commercial facility and any of its future expansion.

The subject site is located within a mixed-use area and rezoning to M-1 Intense Commercial-Light Industrial District should have no adverse effect on the general area or the City as a whole.

STAFF RECOMMENDATION

Staff recommends approval of the rezoning request.

PLAN COMMISSION ACTION

Section XXIX. requires the Plan Commission to hold a public hearing on a rezoning request, and then forward its report and recommendation to the City Council for a final decision. A motion to forward Case 18-48 to City Council by the Plan Commission with a recommendation is warranted.

This report constitutes the testimony and recommendation of the Planning and Sustainability Division, Economic and Community Development Department, City of Decatur.

Scott Dedert
Senior Planner

ATTACHMENTS

1. Petition
2. Location Map

City of Decatur, Illinois

Petition before the Mayor, City Council and Members of the Plan Commission of Decatur, Illinois

Economic and Urban Development Department
One Gary K. Anderson Plaza
Decatur, Illinois 62523-1196
424-2793
FAX 424-2728

Please Type

SECTION ONE: PETITIONER / OWNER / REPRESENTATIVE INFORMATION

Petitioner	Humane Society of Decatur and Macon County				
Address	3373 N. Woodford St.				
City	Decatur	State	IL	Zip	62526
Telephone	217-454-1077	Fax		E-mail	admin@hsdmc.org
Property Owner	Same as above				
Address					
City		State		Zip	
Telephone		Fax		E-mail	
Representative	Irene M. Peterson				
Address	3347 Fite Dr.				
City	Decatur	State	IL	Zip	62526
Telephone	217-454-1077	Fax		E-mail	

SECTION TWO: SITE INFORMATION

Street Address						
Legal Description	Parcel ID # 07-07-35-427-023 The North 1/2 of all the South 132 feet of the East 1/2 of Lot Three(3) of North Side Addition of Outlots to Decatur, as per Plat recorded in Book 335 Page 182 Macon County, IL					
Present Zoning	☐ R-1	☐ R-2	☐ R-3	☐ R-5	☐ R-6	Is this property a Planned Unit Development?
	☐ B-1	☑ B-2	☐ B-3	☐ B-4	☐ O-1	☐ YES Approval Date: _____
	☐ M-1	☐ M-2	☐ M-3	☐ PMR-1		☑ NO
Please list all improvements on the site:						
Size of Tract	☐ SF ☐ AC					

SECTION THREE: REQUESTED ACTION

Rezone Property To:	☐ R-1	☐ R-2	☐ R-3	☐ R-5	☐ R-6	Will this property be a Planned Unit Development?
	☐ B-1	☐ B-2	☐ B-3	☐ B-4	☐ O-1	☐ YES
	☑ M-1	☐ M-2	☐ M-3	☐ PMR-1		☑ NO
Other:						

Section Three Continued	
Purpose	*Please state the purpose of the proposed rezoning.*

Currently have multiple zoning. North half is B-2. South half is M-1. Would like to have all of lot M-1 zoning.

SECTION FOUR: JUSTIFICATION

The petitioner submits to the City Plan Commission and City Council the following facts (additional pages may be attached):

We are located in a business (commercial) area.
We are an IL licensed animal shelter.
We provide many community services.

SECTION FIVE: CERTIFICATION

To be placed on the agenda of the regular meeting on the first Thursday of the month at 3:00 PM in the City Council Chambers, petition must be received on the first Thursday of the preceding month. Failure of the petitioner or the petitioner's representative to attend the Plan Commission hearing may result in items being tabled. Incomplete or erroneous petitions may delay items being heard by the Plan Commission.

Petitioner's Signature	Denise Peterson	**Date**	11/6/18

NOTES:

1. Please forward this completed form and attachments to the Economic and Urban Development Department, Third Floor, Decatur Civic Center. Please make checks payable to the City of Decatur. See Schedule "A" for fees.
2. Signature of this petition grants permission to City staff to place a sign, indicating a request for zoning action, on the subject property at least 10 days prior to the Decatur City Plan Commission hearing. Said sign will be removed within 15 days of final action by City Council.
3. In the event a petition for rezoning is denied by the Council, another petition for a change to the same district shall not be filed within a period of one year from the date of denial, except upon the initiation of the City Council or the City Plan Commission after showing a change of circumstances which would warrant a renewal.
4. All petitions before the Decatur City Plan Commission are reviewed through the Development Technical Review (DTR) Process. Please consult the DTR Brochure for information related to this process.

Rev. 2 - 4/01

OFFICE USE ONLY	
Date Filed	
By	

Decatur City Plan Commission

3373 North Woodford Street

Case No.:	18-48
Date:	February 7, 2019
Petition of:	Humane Society of Decatur and Macon County
Requested Action:	Rezone B-2 to M-1

N

Legend

- Subject_Site
- Parcel
- Zoning
- Buildings

0 62.5 125 250 Feet

Decatur City Plan Commission

3373 North Woodford Street

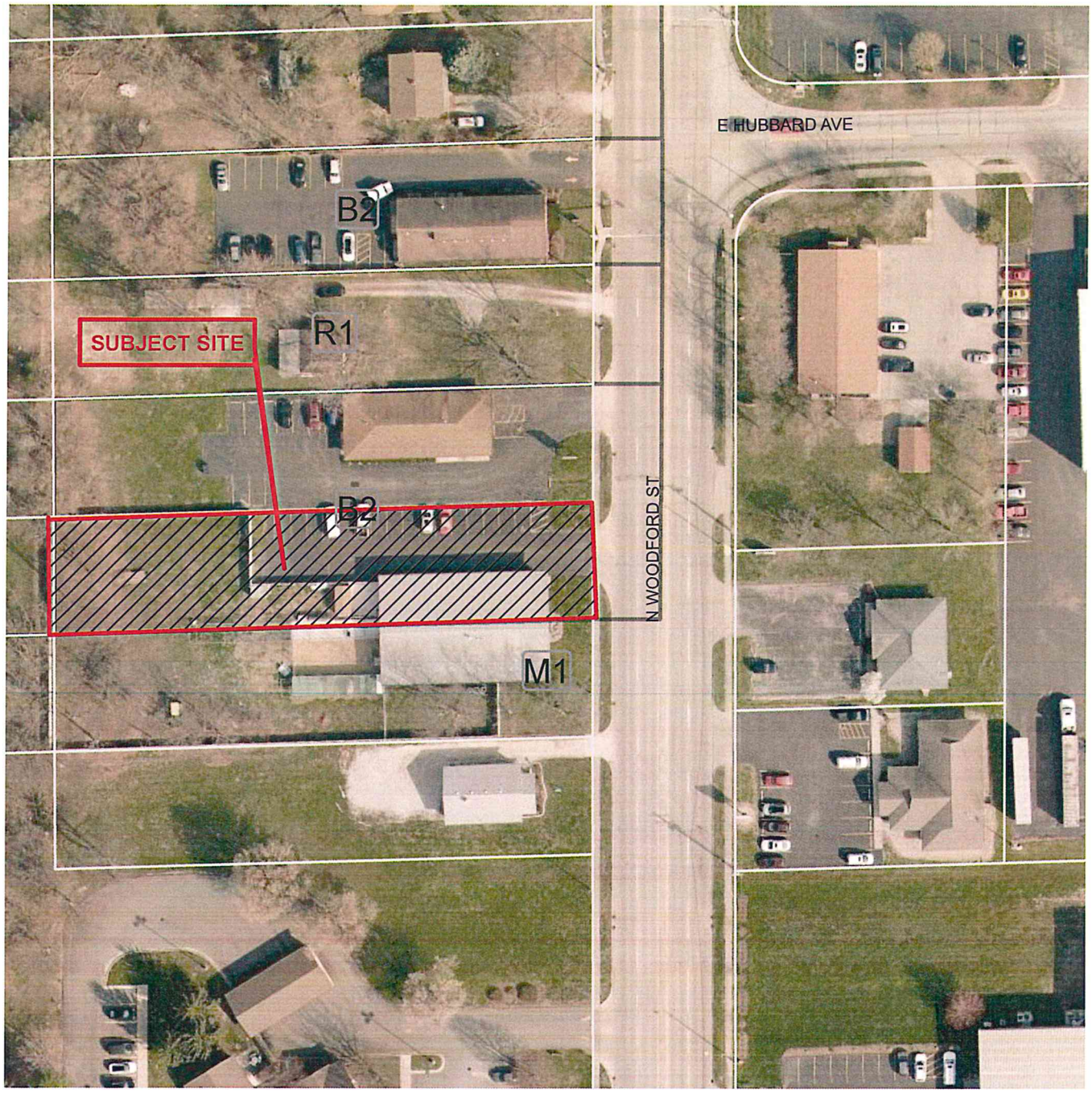

Case No.:	18-48
Date:	February 7, 2019
Petition of:	Humane Society of Decatur and Macon County
Requested Action:	Rezone B-2 to M-1

N

Legend

- Subject_Site
- Parcel
- Zoning

0 62.5 125 250 Feet

Excerpts from Plan Commission Meeting of February 7, 2019:

Case No. 18-48 Petition of HUMANE SOCIETY OF DECATUR AND MACON COUNTY, to rezone the northern half of the property located at 3373 North Woodford Street from B-2 Commercial District to M-1 Intense Commercial-Light Industrial District.

Mr. Tom Brinkoetter recused himself from this item.

It was moved and seconded (Jeffery/Howley) to forward Case No. 18-48 to the City Council with a recommendation of approval as set forth in the staff report.

Mr. Scott Dedert was sworn in by Ms. Kylie Reynolds.

Mr. Dedert discussed and presented slides of the site and surrounding properties (available for viewing upon request) along with staff's approval of the petition based on the staff report distributed to the Plan Commission prior to the meeting. (Staff report is on file and is available for reviewing by request)

Ms. Irene Peterson, representative for the petitioner, was sworn in by Ms. Reynolds.

Ms. Peterson stated when the property was purchased they did not realize the zoning was different. They would like to make the zoning consistent.

There were no questions and no objectors present.

Upon call of the roll, Commission members Bruce Frantz, Terry Howley, Bruce Jeffery, Mike Peoples, Kent Newton and Acting Chairman Susie Peck voted aye. Acting Chairman Peck declared the motion carried.

Economic & Community Development

DATE: 3/4/2019

MEMO: No. 19-07

TO: Honorable Mayor Julie Moore Wolfe and City Council

FROM: Wendy Morthland, Interim City Manager
Raymond Lai, AICP, Economic and Community Development Director
Scott Dedert, Senior Planner

SUBJECT:
Ordinance Amending PD Planned Development District generally bounded by East Marietta Street, North Water Street, East Wabash Avenue and Martin Luther King Jr. Drive to allow for accessory apartment buildings at Community Care Campus

SUMMARY RECOMMENDATION:
Staff recommends approval of the proposed Amended PD Planned Development to allow accessory apartment buildings with the following conditions:

1. The permitted uses in this Planned Development District for a community care campus shall include health care center, food pantry, early childhood development center, outpatient medical/healthcare facility, inpatient medical/healthcare facility, dormitory for temporary patients, medical and professional offices, detox/residential rehabilitation facility, community gardens, apartments and accessory uses including but not limited to apartments for patients as approved by the Department of Economic and Community Development.
2. Provide traffic analysis to determine if improvements will be needed to the intersections of Water Street with King Street and Martin Luther King Jr. Drive with King Street. IDOT approval must be received for any changes within the North Water Street right-of-way.
3. A maximum of eight percent (8%) reduction in the required overall number of parking spaces is allowed. Bicycle racks shall be provided in appropriate locations for employees and patients.
4. The access drive parking lot for the apartment buildings north of East King Street and the access drive to the parking lot south of East King Street serving the four buildings must be aligned due to traffic safety, roadway design, and to meet the City of Decatur's Subdivision Design and Construction Standards.
5. A maximum of ten (10) buildings, the existing Crossing Healthcare medical care facility included, shall be allowed within this Planned Development District, with a combined

total square footage not to exceed 161,000 square feet. No building shall exceed 32,000 sq. ft. in size. All buildings shall be one-story in height, with the exception of the dormitory and apartments which may be two-story.

6. Building elevations and construction materials primarily of masonry for all permitted buildings shall be as approved by the Department of Economic and Community Development in conjunction with the final site plan review.
7. The overall development will be permitted to have no more than three (3) freestanding monument style signs – one (1) along the frontage of East Central Avenue and North Water Street, one (1) near the intersection of East King Street and North Warren Street, and one (1) along Martin Luther King Jr. Drive frontage. Wayfinding signs should not exceed four (4) square feet in area and shall not exceed three (3) feet in height each.
8. All lights facing residential uses shall be shielded.
9. Walking trails, decorative 6-foot high perimeter fencing, landscaped berms, community gardens, and orchards shall be provided as approved on the final site plan.
10. Sustainability features should be explored and provided as much as possible for the development of the subject site.
11. A four-lot final subdivision plat will be required to be submitted, approved and recorded prior to a final site plan being approved.
12. Reciprocal cross-access and cross-parking easements shall be provided as approved on the final site plan/subdivision plats and recorded with Macon County Recorder of Deeds.
13. Final site, landscaping/decorative fencing, and lighting plans shall be submitted to and approved by the Economic and Community Development Department, Public Works Department and the Fire Department prior to building permits being released

The City Plan Commission voted 7-0 to recommend approval of this petition at the February 7, 2019 meeting; the relevant draft minutes of the meeting are attached.

BACKGROUND:

The subject site is approximately 22.7 acres and was recently approved for a Community Care Campus in the PD Planned Development District. Currently, it contains a community medical facility with a parking lot and a community garden (operated by Crossing Healthcare), a planned community service center development site (Northeast Community fund), and several buildings under construction as part of a Community Care Campus.

In September of 2018, the City Council approved the vacation of certain public rights-of-way (streets and alleyways), rezoned the redevelopment area to PD Planned Development District, staff approved the Subdivision Plat, and Ordinance 18-36 was recorded to create Community Care Campus.

The petitioner requests that the current PD Planned Development District be amended to add four apartment buildings for long-term patients with parking areas within the northeast quadrant of the approved PD Planned Development District. A landscaped berm will be

shifted slightly to the northeast. No other significant changes to the previously approved development plan for the Community Care Campus are proposed.

For further details, please refer to the attached Plan Commission staff report.

The table below provides an overview of the existing and proposed buildings included in this proposed campus:

Comparison Chart - Previous Proposal VS. Current Proposal							
	Buildings	**Location on site**	**Status**	**Use**	**Previous Proposal-Size (sq. ft.)**	**Current Proposal-Size (sq. ft.)**	**Notes**
1	Crossing Healthcare	West-Central	Existing	Medical offices	29,143	29,143	Community Garden
2	Inpatient Care Facility	Southeast	Under Construction	Detox and Residential Rehab	31,564	31,564	48 Bedrooms
3	Outpatient Facility	Central	Under Construction	Medical offices	15,906	15,906	Theater room, gym, sports court & playground
4	Dormitory	South-Central	Under Construction	Short-term Residences	17,742	17,742	32 Bedrooms/64 Beds
5	Baby Talk	Northwest	Approved	Early childhood development center	18,193	18,552	Replaced by Current Plan
6a	TBD	Northeast	TBD	TBD	TBD	N/A	Proposal
6b	Accessory Apartments	Northeast	Proposed	Four (4) Long-term Residential Buildings	N/A	5,658	8 2-Bedrooms & 2 1-Bedrooms/ 18 Beds
						4,164	10 1- Bedrooms/ 10 Beds
						5,658	8 2-Bedrooms & 2 1-Bedrooms/ 18 Beds
						4,164	10 1- Bedrooms/ 10 Beds
7	Northeast Community Fund	East-Central	Planned	Community Service Center	16,800	16,800	

POTENTIAL OBJECTIONS: None

INPUT FROM OTHER SOURCES:
The petition has been reviewed and approved by the City's Technical Review Committee; Planning, Engineering and Fire.

STAFF REFERENCE: Any additional questions may be forwarded to Scott Dedert at 424-2786 or at sdedert@decaturil.gov, or Raymond Lai at 424-2727 or rlai@decaturil.gov.

BUDGET/TIME IMPLICATIONS: None

ATTACHMENTS:

Description	Type
Ordinance	Ordinance
Supporting Documentation	Backup Material

ORDINANCE NO. _____

ORDINANCE AMENDING PD PLANNED DEVELOPMENT DISTRICT GENERALLY BOUNDED BY EAST MARIETTA STREET, NORTH WATER STREET, EAST WABASH AVENUE AND MARTIN LUTHER KING JR. DRIVE
- COMMUNITY CARE CAMPUS -

WHEREAS, on the 7th day of February 2019, upon due notice, the Decatur City Plan Commission held a public hearing upon the petition of Community Care Campus to amend the PD Planned Development District premises legally described as:

LOTS 1, 2, 3, AND 4 OF COMMUNITY CARE ADDITION AS PER PLAT RECORDED IN BOOK 5000 ON PAGE 319 OF THE RECORDS IN THE RECORDER'S OFFICE OF MACON COUNTY, ILLINOIS

WHEREAS, the Decatur City Plan Commission recommended that the prayer of said petition be granted.

NOW, THEREFORE, BE IT ORDAINED BY THE CITY COUNCIL OF THE CITY OF DECATUR, ILLINOIS:

Section 1. That the recommendation of the Decatur City Plan Commission be hereby, received, placed on file and approved.

Section 2. That upon the condition set forth below, the aforesaid Planned Development be, and the same is hereby, modified and amended, and petitioner be, and it is hereby, authorized and permitted to develop the premises described above in accordance with the site plan hereto attached, marked Exhibit A and hereby made a part hereof.

1. The permitted uses in this Planned Development District for a community care campus shall include health care center, food pantry, early childhood development center, outpatient medical/healthcare facility, inpatient medical/healthcare facility, dormitory for temporary patients, medical and professional offices, detox/residential rehabilitation facility, community gardens, apartments and accessory uses including but not limited to apartments for patients as approved by the Department of Economic and Community Development.
2. Provide traffic analysis to determine if improvements will be needed to the intersections of Water Street with King Street and Martin Luther King Jr. Drive with King Street. IDOT approval must be received for any changes within the North Water Street right-of-way.
3. A maximum of eight percent (8%) reduction in the required overall number of parking spaces is allowed. Bicycle racks shall be provided in appropriate locations for employees and patients.
4. The access drive parking lot for the apartment buildings north of East King Street and the access drive to the parking lot south of East King Street serving the four buildings must be aligned.
5. A maximum of ten (10) buildings, the existing Crossing Healthcare medical care facility included, shall be allowed within this Planned Development District, with a combined total square footage not to exceed 161,000 square feet. No building shall exceed 32,000 sq. ft. in size. All buildings shall be one-story in height, with the exception of the dormitory and apartments which may be two-story.
6. Building elevations and construction materials primarily of masonry for all permitted buildings shall be as approved by the Department of Economic and Community Development in conjunction with the final site plan review.
7. The overall development will be permitted to have no more than three (3) freestanding monument style signs – one (1) along the frontage of East Central Avenue and North Water Street, one (1) near the intersection of East King Street and North Warren Street, and one (1) along Martin Luther King Jr. Drive frontage. Wayfinding signs should not exceed four (4) square feet in area and shall not exceed three (3) feet in height each.
8. All lights facing residential uses shall be shielded.
9. Walking trails, decorative 6-foot high perimeter fencing, landscaped berms, community gardens, and orchards shall be provided as approved on the final site plan.
10. Sustainability features should be explored and provided as much as possible for the development of the subject site.
11. A four-lot final subdivision plat will be required to be submitted, approved and recorded prior to a final site plan being approved.
12. Reciprocal cross-access and cross-parking easements shall be provided as approved on the final site plan/subdivision plats and recorded with Macon County Recorder of Deeds.
13. Final site, landscaping/decorative fencing, and lighting plans shall be submitted to and approved by the Economic and Community Development Department, Public Works Department and the Fire Department prior to building permits being released

Section 3. That except as modified by the provisions hereof, the heretofore ordained Planned Development, and the provisions of ordinances relating thereto as heretofore amended and modified remain in full force and effect and the same remain subject to all the conditions, limitations and restrictions set out in the ordinance aforesaid and the respective modifications and amendments thereto.

PRESENTED, PASSED, APPROVED AND RECORDED this 4th day of March 2019.

_____
JULIE MOORE WOLFE, MAYOR

ATTEST:

_____
CITY CLERK

STAFF REPORT
Decatur City Plan Commission

Hearing Date	February 7, 2019
Case No.	19-02
Property Location	Generally bounded by East Marietta Street, North Water Street, East Wabash Avenue and Martin Luther King Jr. Drive.
Requested Action	Amend the PD Planned Development District to allow additional accessory apartment buildings for the approved Community Care Campus.
Petitioner	Crossing Healthcare
Representative	Mary Cave, Chastain & Associates LLC

BACKGROUND

The subject site is approximately 22.7 acres and was recently approved for a Community Care Campus in the PD Planned Development District. Currently, it contains a community medical facility with a parking lot and a community garden (operated by Crossing Healthcare), a planned community service center development site (Northeast Community fund), and several buildings under construction as part of a Community Care Campus.

Over the years this area has seen several changes. In 2002, the vacant northeast quadrant of the subject site was part of a much larger redevelopment project rezoned from R-6 Mixed Use Planned Unit Development to PD Planned Development District for construction of new homes. This redevelopment project, now known as Wabash Crossing/Near North/Hope VI development, is a mix of single-family and multi-family residences with Decatur Housing Authority offices.

In 2014/2015, Crossing Healthcare (formerly Community Healthcare Improvement Center) constructed a community medical facility in the west-central portion of the subject site, after a rezoning petition of the property was approved from R-6 Multiple Dwelling District to O-1 Office District.

In 2016, a site plan for a community service center (to be developed by Northeast Community Fund separately) was approved for the southwest corner of North Martin Luther King Jr. Drive and East King Street, within the east-central portion of the subject site. Most recently, some site preparation has undertaken.

On September 4, 2018, the City Council approved the vacation of certain public rights-of-way (streets and alleyways) as part of the planned Community Care Campus redevelopment area generally bounded by East Marietta Street, North Martin Luther King Jr. Drive, East Wabash Avenue, and North Water Street.

On September 6, 2018 the Community Care Campus in the PD Planned Development District was approved by Plan Commission. It was subsequently approved by City Council on September 17, 2018.

September 20, 2018 the Subdivision Plat and approved PD Planned Development District was recorded.

Surrounding Land Use and Zoning

Direction	*Existing Land Use*	*Zoning*	*Comprehensive Plan*
Subject Property	Vacant lots, Community Medical Facility, Building Under Construction	PD	Residential – Low Density, Mixed-Use Commercial/Residential
North	Commercial, Vacant, Wabash Crossing	R-6, B-2, PD	Residential – Low Density, Mixed-Use Commercial/Residential
South	Commercial, Industrial, Single-Family Residence	M-1, M-2	Mixed Use Commercial/Residential
East	Wabash Crossing, Industrial	PD, M-1, M-2	Residential – Low Density, Employment
West	Commercial	B-2	Mixed-Use Commercial/Residential

PROJECT DESCRIPTION

The petitioner requests that the current PD Planned Development District be amended to add four apartment buildings for long-term patients with parking areas. A landscaped berm will be shifted slightly to the northeast. No other significant changes to the previously approved development plan for the Community Care Campus are proposed. The two proposed apartment buildings are 5,658 square feet and 4,164 square feet in size and scheduled to be constructed in the fall of 2019. The two (2) remaining apartment buildings will be constructed in the near future. The petitioner is also proposing 51 additional parking stalls for these additional apartment buildings. The façade for the proposed buildings will be mostly brick. See the table below for comparison of the current versus the proposed.

The additional four (4) apartment buildings will be located at the northeastern portion of the Community Care Campus, in lieu of on conceptual building in the previous proposal. The proposed apartment buildings are an accessory use to the campus by providing additional long-term care to those that need more stability and little more help to start a new life.

Comparison Chart - Previous Proposal VS. Current Proposal							
	Buildings	**Location on site**	**Status**	**Use**	**Previous Proposal-Size (sq. ft.)**	**Current Proposal-Size (sq. ft.)**	**Notes**
1	Crossing Healthcare	West-Central	Existing	Medical offices	29,143	29,143	Community Garden
2	Inpatient Care Facility	Southeast	Under Construction	Detox and Residential Rehab	31,564	31,564	48 Bedrooms
3	Outpatient Facility	Central	Under Construction	Medical offices	15,906	15,906	Theater room, gym, sports court & playground
4	Dormitory	South-Central	Under Construction	Short-term Residences	17,742	17,742	32 Bedrooms/64 Beds
5	Baby Talk	Northwest	Approved	Early childhood development center	18,193	18,552	Replaced by Current Plan
6a	TBD	Northeast	TBD	TBD	TBD	N/A	Proposal
6b	Accessory Apartments	Northeast	Proposed	Four (4) Long-term Residential Buildings	N/A	5,658	8 2-Bedrooms & 2 1-Bedrooms/ 18 Beds
						4,164	10 1- Bedrooms/ 10 Beds
						5,658	8 2-Bedrooms & 2 1-Bedrooms/ 18 Beds
						4,164	10 1- Bedrooms/ 10 Beds
7	Northeast Community Fund	East-Central	Planned	Community Service Center	16,800	16,800	

STAFF ANALYSIS

The City of Decatur Zoning Ordinance provides standards for reviewing applications for Planned District developments. An analysis of the review standards is discussed herein:

Currently, the proposed site plan shows the access to the parking lot for the proposed apartment buildings does not align with the access driveway on the southside of East King Street serving the four (4) buildings and their parking areas, west of North MLK Jr. Drive. In order to provide maximum traffic safety and sound roadway design, the new parking lot curb-cut and second curb-cut on the west side of East King Street need to be aligned. Staff recommends the proposed access drive to the proposed parking lot be aligned with the second curb-cut on the west side of East King Street, west of North MLK Jr. Drive due to traffic safety, roadway design, and to meet the City of Decatur's Subdivision Design and Construction Standards.

This PD District amendment is consistent with the intent of the original PD District and the Comprehensive Plan.

The preliminary PD plan has been reviewed and approved by the City's Technical Review Committee, Planning, Engineering and Fire.

STAFF RECOMMENDATION

Based on the analysis, staff recommends approval of the proposed PD Planned Development District petition with the following conditions:

1. The permitted uses in this Planned Development District for a community care campus shall include health care center, food pantry, early childhood development center, outpatient medical/healthcare facility, inpatient medical/healthcare facility, dormitory for temporary patients, medical and professional offices, detox/residential rehabilitation facility, community gardens, apartments and accessory uses including but not limited to apartments for patients as approved by the Department of Economic and Community Development.
2. Provide traffic analysis to determine if improvements will be needed to the intersections of Water Street with King Street and Martin Luther King Jr. Drive with King Street. IDOT approval must be received for any changes within the North Water Street right-of-way.
3. A maximum of eight percent (8%) reduction in the required overall number of parking spaces is allowed. Bicycle racks shall be provided in appropriate locations for employees and patients.
4. The access drive parking lot for the apartment buildings north of East King Street and the access drive to the parking lot south of East King Street serving the four buildings must be aligned.
5. A maximum of ten (10) buildings, the existing Crossing Healthcare medical care facility included, shall be allowed within this Planned Development District, with a combined total square footage not to exceed 161,000 square feet. No building shall exceed 32,000 sq. ft. in size. All buildings shall be one-story in height, with the exception of the dormitory and apartments which may be two-story.
6. Building elevations and construction materials primarily of masonry for all permitted buildings shall be as approved by the Department of Economic and Community Development in conjunction with the final site plan review.
7. The overall development will be permitted to have no more than three (3) freestanding monument style signs – one (1) along the frontage of East Central Avenue and North Water Street, one (1) near the intersection of East King Street and North Warren Street, and one (1) along Martin Luther King Jr. Drive frontage. Wayfinding signs should not exceed four (4) square feet in area and shall not exceed three (3) feet in height each.
8. All lights facing residential uses shall be shielded.
9. Walking trails, decorative 6-foot high perimeter fencing, landscaped berms, community gardens, and orchards shall be provided as approved on the final site plan.
10. Sustainability features should be explored and provided as much as possible for the development of the subject site.
11. A four-lot final subdivision plat will be required to be submitted, approved and recorded prior to a final site plan being approved.
12. Reciprocal cross-access and cross-parking easements shall be provided as approved on the final site plan/subdivision plats and recorded with Macon County Recorder of Deeds.
13. Final site, landscaping/decorative fencing, and lighting plans shall be submitted to and approved by the Economic and Community Development Department, Public Works Department and the Fire Department prior to building permits being released

PLAN COMMISSION ACTION

Section XIX.G.2. of the City of Decatur Zoning Ordinance requires the Plan Commission to hold a public hearing to review the Planned Development plan and report its findings concerning the effect on the comprehensive plan and compliance with the standards of review to the City Council. A motion to forward Calendar Number 19-02 to the City Council with a recommendation for approval is suggested.

The above report constitutes the testimony and recommendation of the Planning and Sustainability Division, Economic and Community Development Department, City of Decatur.

Scott Dedert
Senior Planner

Raymond Lai
Director of Economic & Community Development

ATTACHMENTS

1. Petition
2. Location Map
3. Site Plan

City of Decatur, Illinois

PETITION FOR REZONING

Petition before the Mayor, City Council and Members of the Plan Commission of Decatur, Illinois

Economic and Urban Development Department
One Gary K. Anderson Plaza
Decatur, Illinois 62523-1196
424-2793
FAX 424-2728

Please Type

SECTION ONE: PETITIONER / OWNER / REPRESENTATIVE INFORMATION					
Petitioner	Crossing Healthcare				
Address	320 E. Central Ave.				
City	Decatur	State	IL	Zip	62521 tandricks@
Telephone	217-877-9117	Fax		E-mail	crossinghealthcare.org
Property Owner	Various - See attached "PROPERTY OWNERS".				
Address					
City		State		Zip	
Telephone		Fax		E-mail	
Representative	Chastain & Associates LLC - Mary Cave				
Address	5 N. Country Club Road				
City	Decatur	State	IL	Zip	62521 mcave@
Telephone	217-422-8544	Fax	217-422-0398	E-mail	chastainengineers.com

SECTION TWO: SITE INFORMATION						
Street Address	Area bounded by Marietta, Water, Wabash & MLK					
Legal Description	LOTS 1, 2, 3, AND 4 OF COMMUNITY CARE ADDITION AS PER PLAT RECORDED IN BOOK 5000 ON PAGE 319 OF THE RECORDS IN THE RECORDER'S OFFICE OF MACON COUNTY, ILLINOIS.					
Present Zoning	☐ R-1	☐ R-2	☐ R-3	☐ R-5	☑ R-6	Is this property a Planned Unit Development?
	☐ B-1	☑ B-2	☐ B-3	☐ B-4	☑ O-1	☑ YES Approval Date: _____
	☑ M-1	☑ M-2	☐ M-3	☐ PMR-1		☐ NO
Please list all improvements on the site:						
Size of Tract	22 ☐ SF ☑ AC					

SECTION THREE: REQUESTED ACTION						
Rezone Property To:	☐ R-1	☐ R-2	☐ R-3	☐ R-5	☐ R-6	Will this property be a Planned Unit Development?
	☐ B-1	☐ B-2	☐ B-3	☐ B-4	☐ O-1	☑ YES
	☐ M-1	☐ M-2	☐ M-3	☐ PMR-1		☐ NO
Other:						

Section Three Continued	
Purpose	*Please state the purpose of the proposed rezoning.*

To add 4 apartment buildings to be used as transitional housing in the Community Care social service campus. The campus serves the Decatur community, especially the underserved population with respect to medical care, education, and substance abuse treatment.

SECTION FOUR: JUSTIFICATION

The petitioner submits to the City Plan Commission and City Council the following facts (additional pages may be attached):

The currently approved Planned Development includes a dormitory to house patients after they leave the inpatient treatment facility. The proposed apartments will include another phase of transitional housing for outpatient clients, providing them a place to live close to treatment facilities and amenities, and removing them from environments where the potential for relapses may be greater.

SECTION FIVE: CERTIFICATION

To be placed on the agenda of the regular meeting on the first Thursday of the month at 3:00 PM in the City Council Chambers, petition must be received on the first Thursday of the preceding month. Failure of the petitioner or the petitioner's representative to attend the Plan Commission hearing may result in items being tabled. Incomplete or erroneous petitions may delay items being heard by the Plan Commission.

Petitioner's Signature	Mary E Carl for Crossing Healthcare	**Date**	1-3-19

NOTES:

1. Please forward this completed form and attachments to the Economic and Urban Development Department, Third Floor, Decatur Civic Center. Please make checks payable to the City of Decatur. See Schedule "A" for fees.
2. Signature of this petition grants permission to City staff to place a sign, indicating a request for zoning action, on the subject property at least 10 days prior to the Decatur City Plan Commission hearing. Said sign will be removed within 15 days of final action by City Council.
3. In the event a petition for rezoning is denied by the Council, another petition for a change to the same district shall not be filed within a period of one year from the date of denial, except upon the initiation of the City Council or the City Plan Commission after showing a change of circumstances which would warrant a renewal.
4. All petitions before the Decatur City Plan Commission are reviewed through the Development Technical Review (DTR) Process. Please consult the DTR Brochure for information related to this process.

Rev. 2 - 4/01

OFFICE USE ONLY	
Date Filed	
By	

Decatur City Plan Commission

Community Care Campus

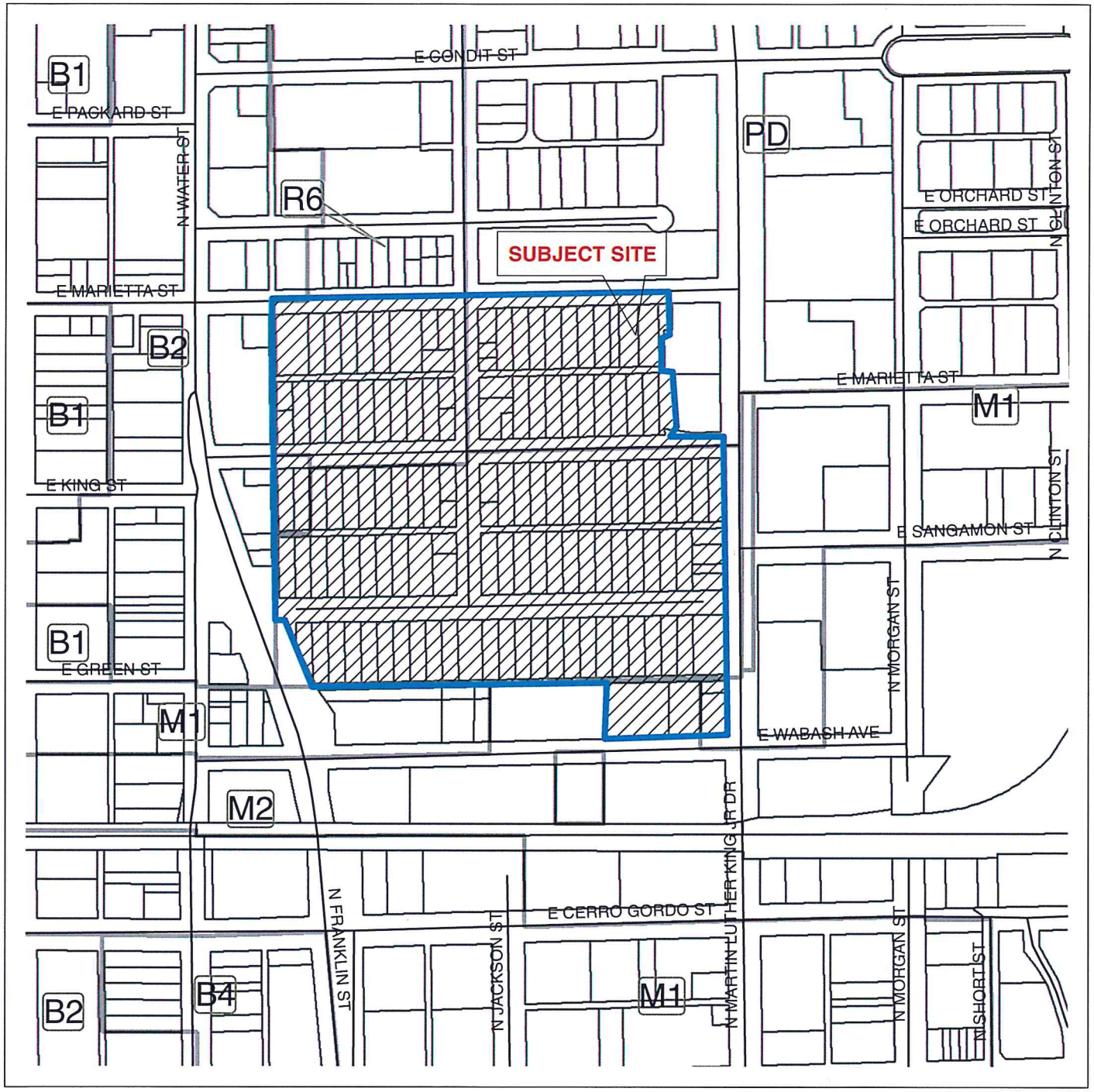

Case No.:	19-02
Date:	February 7, 2019
Petition of:	Crossing Healthcare
Requested Action:	PD Amendment

N

0 270 540 1,080 Feet

Legend

- Decatur Roads
- Decatur Zoning
- Subject Site

Decatur City Plan Commission

Community Care Campus

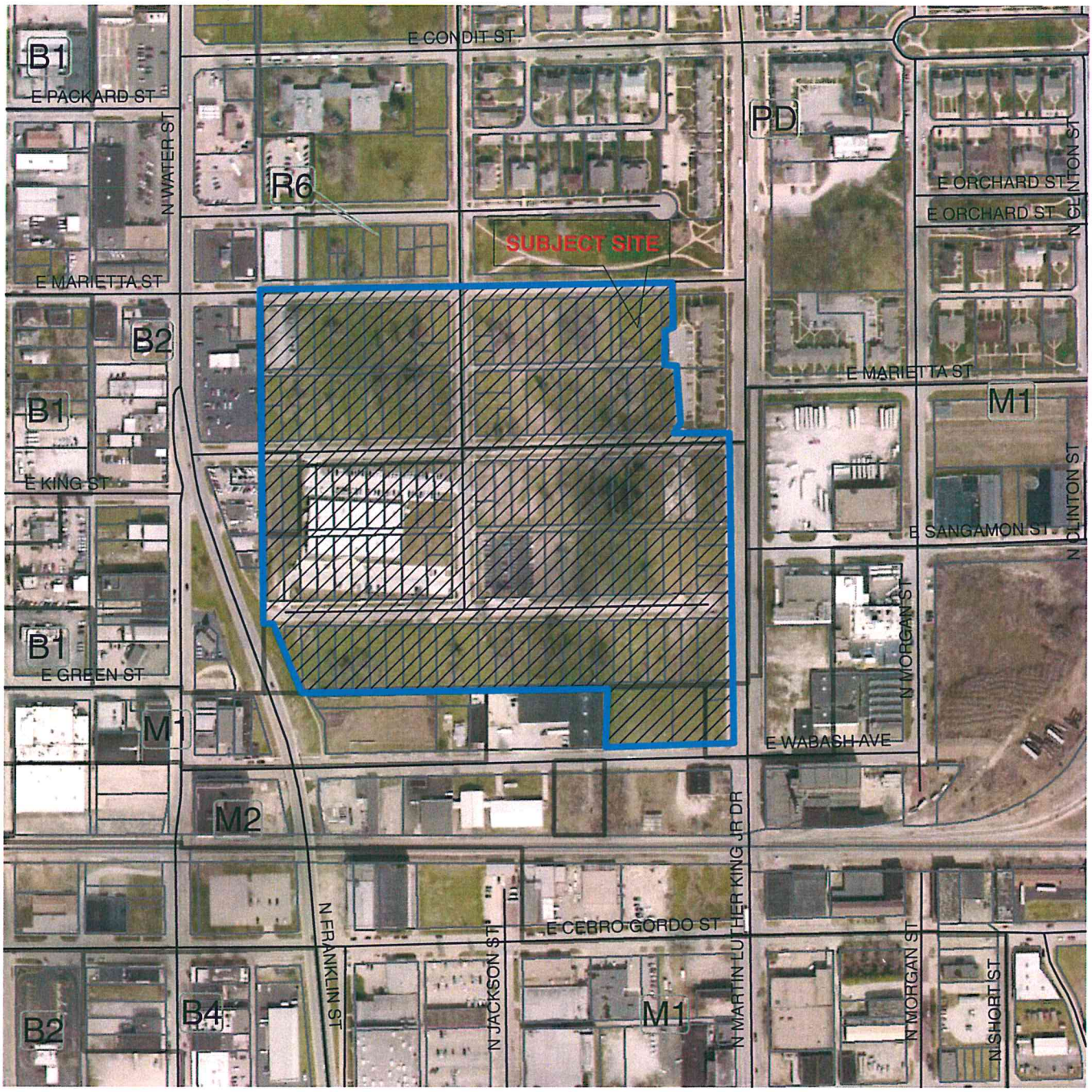

Case No.:	19-02
Date:	February 7, 2019
Petition of:	Crossing Healthcare
Requested Action:	PD Amendment

N

0 270 540 1,080 Feet

Legend

- Decatur Roads
- Decatur Zoning
- Subject Site

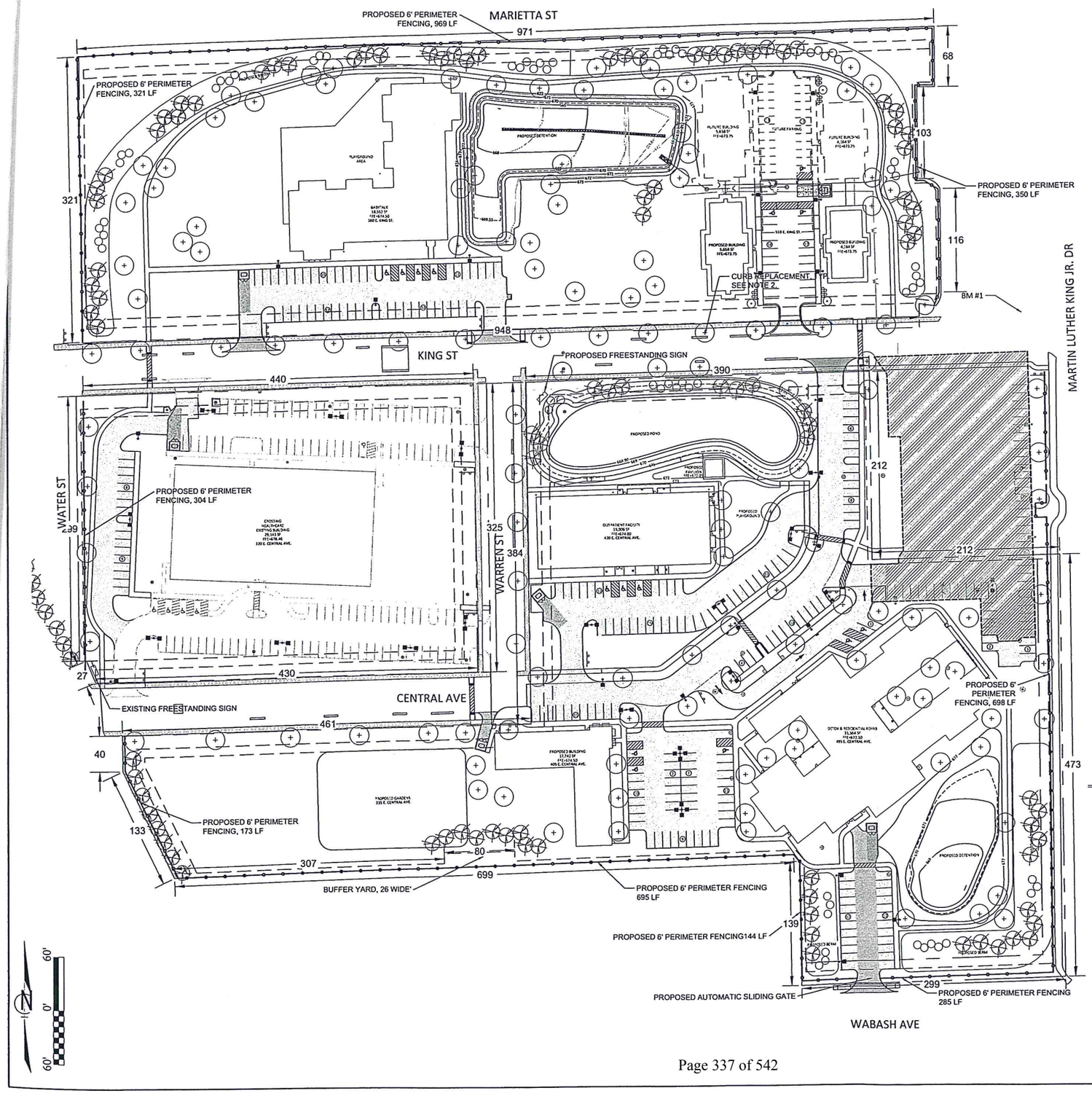

REQUIRED LANDSCAPING: PROPERTY ZONED = PD

1. FRONT YARD
   - 1.1. E. MARIETTA = 970 LF LANDSCAPE FRONTAGE
     - A.) TOTAL POINTS REQUIRED = 970 LF X 0.5 = 485
       - 1.) TREE POINTS REQUIRED = 243
     - B.) TOTAL POINTS PROVIDED = 770
       - 1.) 18 SHADE TREES AT 18 POINTS = 324
       - 2.) 22 EVERGREEN TREES AT 18 POINTS = 396
       - 3.) 25 DECIDUOUS SHRUBS AT 2 POINTS = 50
   - 1.2. KING ST (NORTH SIDE) = 948 LF LANDSCAPE FRONTAGE
     - A.) TOTAL POINTS REQUIRED = 948 LF X 0.5 = 474
       - 1.) TREE POINTS REQUIRED = 237
     - B.) TOTAL POINTS PROVIDED = 744
       - 1.) 23 SHADE TREES AT 18 POINTS = 414
       - 2.) 16 EVERGREEN TREES AT 18 POINTS = 288
       - 3.) 21 DECIDUOUS SHRUBS AT 2 POINTS = 42
   - 1.3. KING ST (SOUTH/WEST) = 80 LF LANDSCAPE FRONTAGE
     - A.) TOTAL POINTS REQUIRED = 80 LF X 0.5 = 40
       - 1.) TREE POINTS REQUIRED = 40
     - B.) TOTAL POINTS PROVIDED = 28
       - 1.) 1 SHADE TREE AT 18 POINTS = 18
       - 2.) 0 EVERGREEN TREES AT 18 POINTS = 0
       - 3.) 5 DECIDUOUS SHRUBS AT 2 POINTS = 10
   - 1.4. KING ST (SOUTH/EAST) = 390 LF LANDSCAPE FRONTAGE
     - A.) TOTAL POINTS REQUIRED = 390 LF X 0.5 = 195
       - 1.) TREE POINTS REQUIRED = 98
     - B.) TOTAL POINTS PROVIDED = 230
       - 1.) 6 SHADE TREES AT 18 POINTS = 108
       - 2.) 6 EVERGREEN TREES AT 3 POINTS = 108
       - 3.) 7 DECIDUOUS SHRUBS AT 2 POINTS = 14
   - 1.5. N. FRANKLIN = 182 LF LANDSCAPE FRONTAGE
     - A.) TOTAL POINTS REQUIRED = 182 LF X 0.5 = 91
       - 1.) TREE POINTS REQUIRED = 46
     - B.) TOTAL POINTS PROVIDED = 0
   - 1.6. WARREN ST. = 385 LF LANDSCAPE FRONTAGE
     - A.) TOTAL POINTS REQUIRED = 385 LF X 0.5 = 193
       - 1.) TREE POINTS REQUIRED = 97
     - B.) TOTAL POINTS PROVIDED = 168
       - 1.) 6 SHADE TREES AT 18 POINTS = 108
       - 2.) 3 EVERGREEN TREES AT 3 POINTS = 54
       - 3.) 3 DECIDUOUS SHRUBS AT 2 POINTS = 6
   - 1.7. CENTRAL AVE = 461 LF LANDSCAPE FRONTAGE
     - A.) TOTAL POINTS REQUIRED = 461 LF X 0.5 = 231
       - 1.) TREE POINTS REQUIRED = 116
     - B.) TOTAL POINTS PROVIDED = 126
       - 1.) 7 SHADE TREES AT 18 POINTS = 126
   - 1.8. MLK JR. DRIVE = 474
     - A.) TOTAL POINTS REQUIRED = 474 LF X 0.5 = 237
       - 1.) TREE POINTS REQUIRED = 119
     - B.) TOTAL POINTS PROVIDED = 186
       - 1.) 3 SHADE TREES AT 18 POINTS = 54
       - 2.) 7 EVERGREEN TREES AT 18 POINTS = 126
       - 3.) 3 DECIDUOUS SHRUBS AT 2 POINTS = 6
   - 1.9. WABASH = 300 LF LANDSCAPE FRONTAGE
     - A.) TOTAL POINTS REQUIRED = 300 LF X 0.5 = 150
       - 1.) TREE POINTS REQUIRED = 75
     - B.) TOTAL POINTS PROVIDED = 124
       - 1.) 0 SHADE TREES AT 18 POINTS = 0
       - 2.) 6 EVERGREEN TREES AT 3 POINTS = 108
       - 3.) 8 DECIDUOUS SHRUBS AT 2 POINTS = 16
2. PARKING LOT = 226 PROPOSED SPACES
   - A.) TOTAL POINTS REQUIRED = 226 SPACES X 1.5 = 339
     - 1.) SHADE TREE POINTS REQUIRED = 170
   - B.) TOTAL POINTS PROVIDED (ALL OTHER LANDSCAPING) = 350
     - 1.) 67 SHADE TREES AT 18 POINTS = 1,206
     - 2.) 14 EVERGREEN TREES AT 18 POINTS = 252
     - 3.) 14 DECIDUOUS SHRUBS AT 2 POINTS = 28
3. BUFFER YARD
   - A.) TOTAL POINTS REQUIRED = 81 LF X 1.5 = 122
     - 1.) SHADE TREE POINTS REQUIRED = 61
   - B.) TOTAL POINTS PROVIDED = 133
     - 1.) 0 SHADE TREES AT 18 POINTS = 0
     - 2.) 9 EVERGREEN TREES AT 18 POINTS = 162
     - 3.) 0 DECIDUOUS SHRUBS AT 2 POINTS = 0

LEGEND

- CONSTRUCTION TO BE DONE BY OTHERS
- PARKING PAVEMENT, 6" P.C.C.
- TRASH ENCLOSURE PAVEMENT, 8"P.C.C.
- ENTRANCE PAVEMENT, 6" P.C.C.
- SIDEWALK TO BE REMOVED AND REPLACED BY CITY
- PROPOSED LIGHTS
- (5) PARKING SPACE COUNTS
- FENCE LINE
- PROPOSED WAY-FINDING SIGN
- PROPOSED EVERGREEN TREE
- PROPOSED DECIDUOUS TREE
- PROPOSED SHRUB

PARKING CALCULATIONS:

1. EXISTING CROSSING HEALTHCARE FACILITY

   A. 1 SPACE PER EMPLOYEE AT 60 EMPLOYEES = 60 SPACES
   B. 1.5 SPACES PER EXAM ROOM AT 60 EXAM ROOMS = 90 SPACES

   SPACES REQUIRED: 150 (INCLUDES 5 ACCESSIBLE)
   EXISTING SPACES: 119 (INCLUDES 5 ACCESSIBLE)
   PROPOSED SPACES: 17 (INCLUDES 0 ACCESSIBLE)

2. INPATIENT CARE FACILITY

   A. 1 SPACE PER 1 PERSON BEDROOM AT 8 BEDROOMS = 8 SPACES
   B. 1.5 SPACES PER 2-3 PERSON BEDROOM AT 24 BEDROOMS = 36 SPACES
   C. 0.5 SPACES PER EMPLOYEE AT 40 EMPLOYEES = 20 SPACES

   SPACES REQUIRED: 64 (INCLUDES 4 ACCESSIBLE)
   SPACES PROVIDED: 46 (INCLUDES 2 ACCESSIBLE)

3. OUTPATIENT CLINIC

   A. 1 SPACE PER EMPLOYEE AT 15 EMPLOYEES = 15 SPACES
   B. 1.5 SPACES PER EXAM ROOM AT 3 EXAM ROOMS = 5 SPACES
   C. 10 SPACES PLUS 1 SPACE PER 300 SF OF COMMUNITY CENTER OVER 2000 SF AT 6080 SF = 24 SPACES
   D. 1.5 SPACES PER EXAM ROOM (DENTAL) AT 3 EXAM ROOMS = 5 SPACES

   SPACES REQUIRED: 49 (INCLUDES 2 ACCESSIBLE)
   SPACES PROVIDED: 55 (INCLUDES 3 ACCESSIBLE)

4. DORMITORY

   A. 1 SPACE PER BED AT 64 BEDS = 64 SPACES

   SPACES REQUIRED: 64 (INCLUDES 3 ACCESSIBLE)
   SPACES PROVIDED: 55 (INCLUDES 3 ACCESSIBLE)

5. NORTHEAST COMMUNITY FUND

   A. 10 SPACES PLUS 1 SPACE PER 300 SF OF COMMUNITY CENTER OVER 2000 SF AT 16800 SF = 59 SPACES

   SPACES REQUIRED: 59 (INCLUDES 3 ACCESSIBLE)
   SPACES PROVIDED: 43 (INCLUDES 3 ACCESSIBLE)

6. BABYTALK

   A. 1 SPACE PER 3 EMPLOYEES AT 44 EMPLOYEES = 15 SPACES
   B. 1 SPACE PER 8 CHILDREN AT 140 CHILDREN = 18 SPACES

   SPACES REQUIRED: 33 (INCLUDES 1 ACCESSIBLE)
   SPACES PROVIDED: 50 (INCLUDES 4 ACCESSIBLE)

7. A. APARTMENT - 1 SPACE PER 1 BEDROOM UNIT x 6 UNITS = 6 SPACES
   B. APARTMENT - 1.5 SPACES PER 2 BEDROOM UNITS x 4 UNITS = 6 SPACES
   C. APARTMENT - 1 GUEST SPACE PER 5 UNITS = 10 UNITS/5 = 2 SPACES

   PHASE 1: SPACES REQUIRED: 14 (INCLUDES 1 ACCESSIBLE)
   PHASE 2: SPACES REQUIRED: 14 (INCLUDES 1 ACCESSIBLE)

   PHASE 1:SPACES PROVIDED: 26 (INCLUDES 2 ACCESSIBLE)
   PHASE 2:SPACES PROVIDED: 25 (INCLUDES 1 ACCESSIBLE)

   OVERALL PARKING SPACES REQUIRED: 447
   OVERALL PARKING SPACES PROVIDED: 436

   PERCENTAGE OF PARKING PROVIDED: 98%

*A RECIPROCAL CROSS PARKING EASEMENT SHALL BE PROVIDED BY ALL LOTS WITHIN THE PROPOSED COMMUNITY CARE ADDITION.

SEE SITE PLAN SHEETS FOR FURTHER PARKING COUNT DETAIL.

NOTES:

1. SIGNAGE SHALL MEET REQUIREMENTS OF SECTION XXV.F OF THE CITY OF DECATUR ZONING ORDINANCE. SIGN PERMITS SHALL BE APPLIED FOR IN ACCORDANCE WITH THE CITY OF DECATUR ZONING ORDINANCE. ALL SIGNS SHALL BE LOCATED A MINIMUM OF 5 FEET FROM PROPERTY LINE. ALL SIGN DETAILS SHALL BE SUBMITTED WITH SIGN PERMIT APPLICATIONS.
2. CONTRACTOR SHALL REPLACE ALL CURB AND GUTTER REMOVED WITHIN THE CITY OF DECATUR RIGHT-OF-WAY WITH B6.18 CURB & GUTTER.
3. CITY OF DECATUR TO REMOVE AND REPLACE SIDEWALK ON PUBLIC STREETS. CONTRACTOR TO POUR SIDEWALK ONLY AT NEW CURB RAMPS AND AT PROPOSED DRIVEWAYS.
4. CITY OF DECATUR TO MILL AND OVERLAY EXISTING PUBLIC STREETS: CENTRAL AVENUE FROM WARREN TO THE WEST, WARREN FROM KING TO CENTRAL, AND KING STREETS FROM WATER STREET TO MLK JR.

PLANT LIST

QUANTITY	COMMON NAME	INSTALL SIZE	MATURE HT./SPREAD	POINT VALUE	TOTAL POINTS
131	DECIDUOUS SHADE TREE	2"	35'/25'	18	2358
83	EVERGREEN TREE	2"	40'/30'	18	1494
86	DECIDUOUS SHRUB	24"	VARIES	3	258
TOTAL LANDSCAPING POINTS PROVIDED					4110
TOTAL LANDSCAPING REQUIRED					2557

BY	DATE	REVISION/ISSUED
CR	07/02/2019	APARTMENT ADDITION

Romano
contractor / developer
100 S. WATER ST., SUITE 101 DECATUR, IL 62523
217-424-2428
Built on Reputation
www.romanocompany.com

PROJECT NO.	6936
FIELD BOOK NO.	XXX
START DATE	JUNE 2018
DRAWN BY	JNO/CDH/CR
CHECKED BY	MEC
C&A REF. NO.	6936
PWC REF. NO.	NA
FILE LOCATION	I:\DEVELOPERS

CHASTAIN & ASSOCIATES LLC
CONSULTING ENGINEERS
DECATUR (217) 422-8644
SCHAUMBURG (773) 744-0080
ROCKFORD (815) 489-0050
184-001397

STATE OF ILLINOIS
MARY E. CAVE
062-060331
PROFESSIONAL ENGINEER
EXP. 11/30/19

OVERALL SITE PLAN

COMMUNITY CARE CAMPUS
WARREN & KING ST.
DECATUR, IL

sheet no. C006

project no. 6936

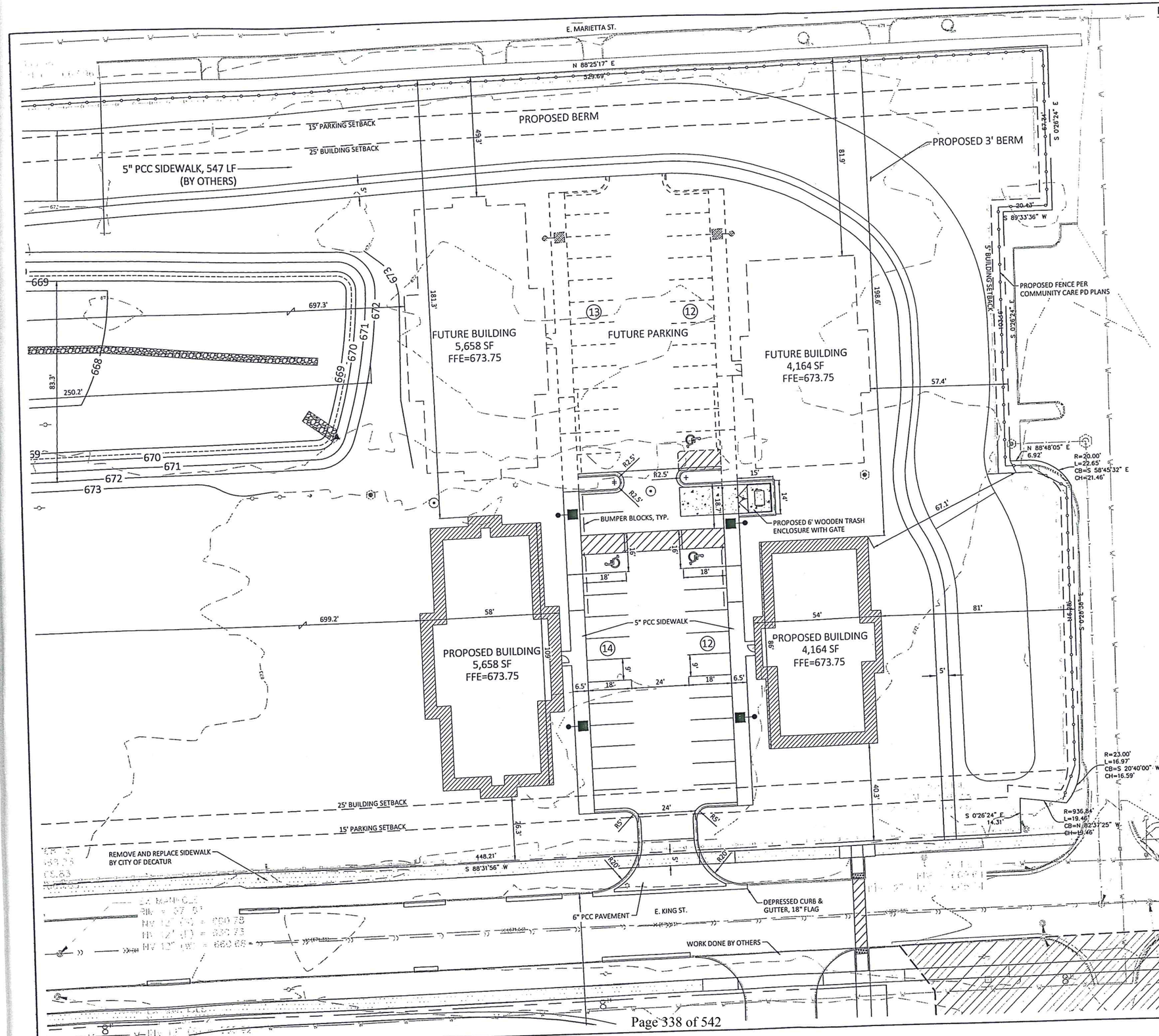

NOTES:

1. SITE ACREAGE: 1.50 AC.
2. PROPERTY ZONING: PD PLANNED DEVELOPMENT
   SECTION: XIX
   PROPOSED USE(S): APARTMENTS
3. CONSTRUCTION TYPE: V-B
   OCCUPANCY TYPE: R-2
4. PARKING REQUIREMENTS (PER PHASE):

   A. APARTMENT - 1 SPACE PER 1 BEDROOM UNIT x 6 UNITS = 6 SPACES
   B. APARTMENT - 1.5 SPACES PER 2 BEDROOM UNITS x 4 UNITS = 6 SPACES
   C. APARTMENT - 1 GUEST SPACE PER 5 UNITS = 10 UNITS/5 = 2 SPACES

   PHASE 1: SPACES REQUIRED: 14 (INCLUDES 1 ACCESSIBLE)
   PHASE 2: SPACES REQUIRED: 14 (INCLUDES 1 ACCESSIBLE)

   PHASE 1: SPACES PROVIDED: 26 (INCLUDES 2 ACCESSIBLE)
   PHASE 2: SPACES PROVIDED: 25 (INCLUDES 1 ACCESSIBLE)
5. SIGNAGE SHALL MEET REQUIREMENTS OF SECTION XXV.F OF THE CITY OF DECATUR ZONING ORDINANCE. SIGN PERMITS SHALL BE APPLIED FOR IN ACCORDANCE WITH THE CITY OF DECATUR ZONING ORDINANCE. ALL SIGNS SHALL BE LOCATED A MINIMUM OF 5 FEET FROM PROPERTY LINE. ALL SIGN DETAILS SHALL BE SUBMITTED WITH SIGN PERMIT.
6. CONTRACTOR SHALL REFERENCE GENERAL NOTES AND SPECIFICATIONS SHEET FOR NOTES AND SPECIFICATIONS RELATING TO PAVEMENT, SIDEWALKS, CURB & GUTTER, PAVEMENT STRIPING, WATER MAIN, SANITARY SEWER, AND OTHER UTILITY RELATED CONSTRUCTION.
7. ALL EARTHWORK, STORM SEWER MATERIALS, PAVING MATERIALS, AND ASSOCIATED WORK TO BE DONE IN ACCORDANCE WITH THE APPLICABLE SECTIONS OF THE ILLINOIS DEPARTMENT OF TRANSPORTATION (IDOT) LATEST STANDARD SPECIFICATIONS, ALL OTHER ITEMS TO BE DONE IN ACCORDANCE WITH CITY OF DECATUR CONSTRUCTION STANDARDS.
8. CONTRACTOR IS RESPONSIBLE FOR OBTAINING ANY AND ALL PERMITS TO WORK IN PUBLIC RIGHT-OF-WAY. ALL WORK IN PUBLIC RIGHT-OF-WAY MUST BE DONE BY A CONTRACTOR WHO IS LICENSED AND BONDED BY THE CITY OF DECATUR. THE APPROVAL OF THE SITE PLAN DOES NOT CONSTITUTE THE APPROVAL FOR THE CONTRACTOR TO DO WORK IN THE PUBLIC RIGHT-OF-WAY WITHOUT SAID PERMITS.
9. THE CONTRACTOR SHALL FIELD VERIFY THE ELEVATIONS OF THE BENCHMARKS PRIOR TO COMMENCING WORK. THE CONTRACTOR SHALL ALSO FIELD VERIFY LOCATION AND ELEVATION OF EXISTING PIPE INVERTS, FLOOR ELEVATIONS, CURB OR PAVEMENT WHERE MATCHING INTO EXISTING WORK. THE CONTRACTOR SHALL FIELD VERIFY HORIZONTAL CONTROL BY REFERENCING SHOWN COORDINATES TO KNOWN PROPERTY LINES. NOTIFY ENGINEER OF DISCREPANCIES IN EITHER VERTICAL OR HORIZONTAL PRIOR TO PROCEEDING WITH WORK.
10. CONTRACTOR SHALL REFERENCE SITE LIGHTING SHEET C-109 FOR INFORMATION RELATING TO SITE LIGHTING AND SITE PHOTOMETRICS.
11. DIMENSIONS FOR RADII ARE TO THE BACK OF CURB UNLESS OTHERWISE NOTED.
12. ALL OTHER DIMENSIONS ARE TO FACE OF CURB UNLESS OTHERWISE NOTED.
13. ALL CUTS IN EXISTING ASPHALT, CONCRETE OR CURB SHALL BE SAW CUT.
14. TOTAL LAND DISTURBED = 1.5 AC. LAND DISTURBANCE PERMIT FOR COMMUNITY CARE CAMPUS TO BE MODIFIED.
15. ALL TRENCHES WITHIN 2 FEET OF PAVED SURFACE SHALL BE GRANULAR BACKFILLED WITH CA-6 MATERIAL, UNLESS IN RIGHT OF WAY THEN USE FLOWABLE FILL.
16. ALL PAVEMENT MARKINGS SHALL BE PAINT PAVEMENT MARKING.
17. ALL PARKING SPACE STRIPING SHALL BE PAINT PAVEMENT MARKING, 4" LINE.
18. ALL CURB & GUTTER SHALL BE CONSTRUCTED WITH A REVERSE FLAG, UNLESS NOTED AS A STANDARD CURB & GUTTER.
19. ALL CURB CONSTRUCTED ON THE ROADWAY SHALL BE B6.18.
20. PROPOSED SIDEWALK SHALL BE 5" P.C.C., EXCEPT WHERE SIDEWALK CROSSES DRIVE ENTRANCES THE PROPOSED SIDEWALK SHALL BE THE SAME DEPTH AS THE DRIVE ENTRANCE. ALL SIDEWALK ADJACENT TO PROPOSED PAVEMENT SHALL HAVE A THICKENED TOE, SEE DETAIL SHEET C110.

LEGEND

- STANDARD DUTY PAVEMENT
- HEAVY DUTY PAVEMENT
- PROPOSED LIGHTS
- PARKING SPACE COUNTS
- EXISTING STORM SEWER
- EXISTING SANITARY SEWER
- EXISTING COMBINED SEWER
- EXISTING WATER LINE
- EXISTING TELEPHONE LINE
- EXISTING FIRE HYDRANT
- EXISTING GAS LINE
- PROPOSED ELECTRIC
- PROPOSED STORM SEWER
- PROPOSED SANITARY SEWER
- PROPOSED WATER LINE
- FUTURE PROPOSED WATER LINE
- PROPOSED GAS LINE
- PROPOSED AERIAL ELECTRIC
- PROPOSED POLE
- PROPOSED SANITARY MANHOLE
- PROPOSED STORM MANHOLE/INLET
- FLARED END SECTION

BY	DATE	REVISION/ISSUED
CR	01/02/2019	APARTMENT ADDITION

Romano
contractor / developer
109 S. WATER ST., SUITE 101 DECATUR, IL 62523
217-424-2428
Built on Reputation
www.romanocompany.com

PROJECT NO.	6936
FIELD BOOK NO.	6936
FIELD DATE	JUNE 2018
DRAWN BY	JNO/CJH
CHECKED BY	MEC
C&A REF. NO.	6936
PWC REF. NO.	NA
FILE LOCATION	L:\DEVELOPERS

CHASTAIN & ASSOCIATES LLC
CONSULTING ENGINEERS
DECATUR (217) 422-8544
SCHAUMBURG (773) 714-0050
ROCKFORD (815) 489-0050
184-001397

STATE OF ILLINOIS
MARY E. CAVE
062-060331
PROFESSIONAL ENGINEER
EXP. 11/30/19

SITE PLAN
COMMUNITY CARE APARTMENTS
510 E. KING ST.
DECATUR, IL

sheet no. C701
project no. 6936

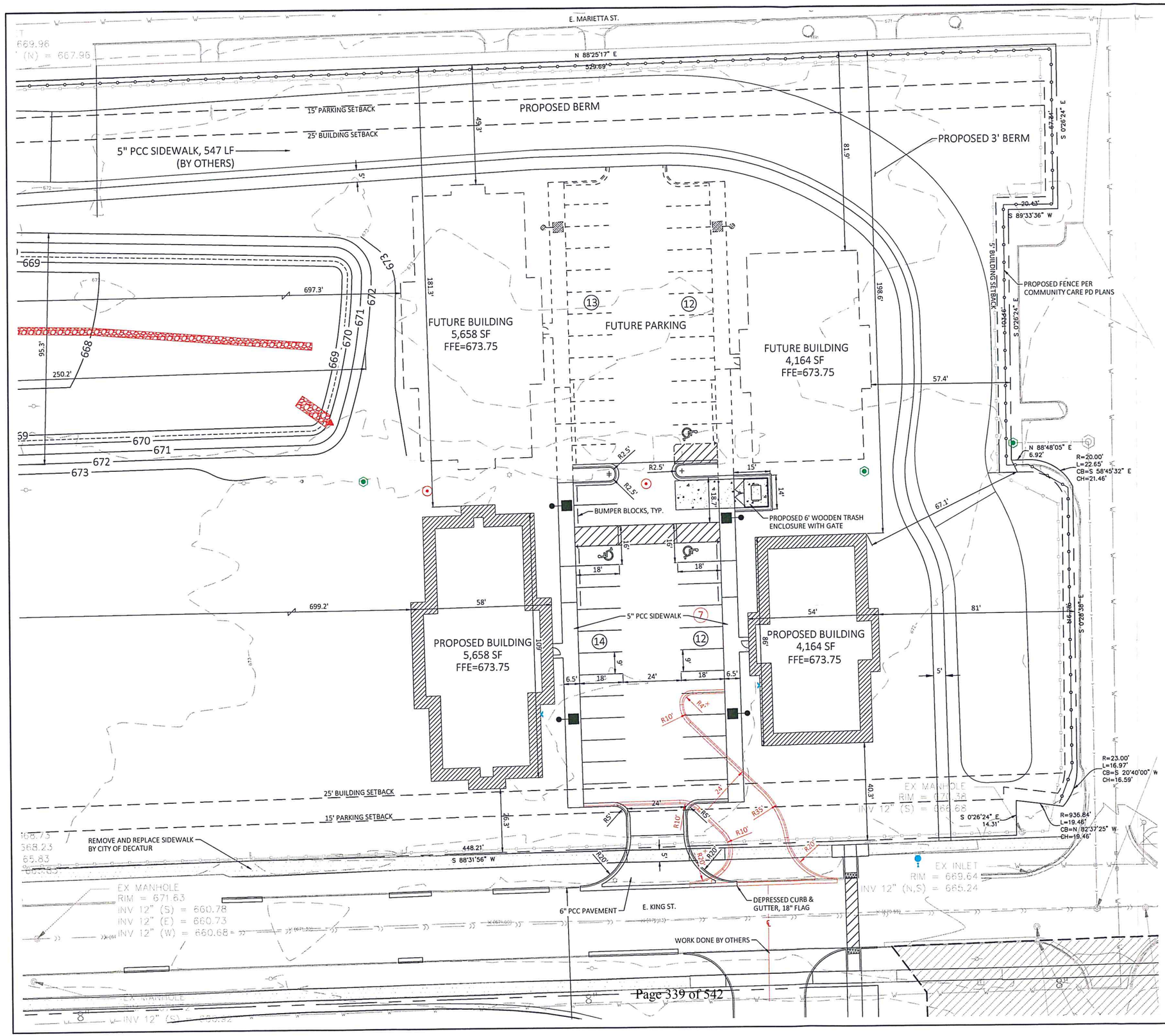

NOTES:

1. SITE ACREAGE: 1.50 AC.
2. PROPERTY ZONING: PD PLANNED DEVELOPMENT
   SECTION: XIX
   PROPOSED USE(S): APARTMENTS
3. CONSTRUCTION TYPE: V-B
   OCCUPANCY TYPE: R-2
4. PARKING REQUIREMENTS (PER PHASE):

   A. APARTMENT - 1 SPACE PER 1 BEDROOM UNIT x 6 UNITS = 6 SPACES
   B. APARTMENT - 1.5 SPACES PER 2 BEDROOM UNITS x 4 UNITS = 6 SPACES
   C. APARTMENT - 1 GUEST SPACE PER 5 UNITS = 10 UNITS/5 = 2 SPACES

   PHASE 1: SPACES REQUIRED: 14 (INCLUDES 1 ACCESSIBLE)
   PHASE 2: SPACES REQUIRED: 14 (INCLUDES 1 ACCESSIBLE)

   PHASE 1: SPACES PROVIDED: 26 (INCLUDES 2 ACCESSIBLE)
   PHASE 2: SPACES PROVIDED: 25 (INCLUDES 1 ACCESSIBLE)
5. SIGNAGE SHALL MEET REQUIREMENTS OF SECTION XXV.F OF THE CITY OF DECATUR ZONING ORDINANCE. SIGN PERMITS SHALL BE APPLIED FOR IN ACCORDANCE WITH THE CITY OF DECATUR ZONING ORDINANCE. ALL SIGNS SHALL BE LOCATED A MINIMUM OF 5 FEET FROM PROPERTY LINE. ALL SIGN DETAILS SHALL BE SUBMITTED WITH SIGN PERMIT.
6. CONTRACTOR SHALL REFERENCE GENERAL NOTES AND SPECIFICATIONS SHEET FOR NOTES AND SPECIFICATIONS RELATING TO PAVEMENT, SIDEWALKS, CURB & GUTTER, PAVEMENT STRIPING, WATER MAIN, SANITARY SEWER, AND OTHER UTILITY RELATED CONSTRUCTION.
7. ALL EARTHWORK, STORM SEWER MATERIALS, PAVING MATERIALS, AND ASSOCIATED WORK TO BE DONE IN ACCORDANCE WITH THE APPLICABLE SECTIONS OF THE ILLINOIS DEPARTMENT OF TRANSPORTATION (IDOT) LATEST STANDARD SPECIFICATIONS, ALL OTHER ITEMS TO BE DONE IN ACCORDANCE WITH CITY OF DECATUR CONSTRUCTION STANDARDS.
8. CONTRACTOR IS RESPONSIBLE FOR OBTAINING ANY AND ALL PERMITS TO WORK IN PUBLIC RIGHT-OF-WAY. ALL WORK IN PUBLIC RIGHT-OF-WAY MUST BE DONE BY A CONTRACTOR WHO IS LICENSED AND BONDED BY THE CITY OF DECATUR. THE APPROVAL OF THE SITE PLAN DOES NOT CONSTITUTE THE APPROVAL FOR THE CONTRACTOR TO DO WORK IN THE PUBLIC RIGHT-OF-WAY WITHOUT SAID PERMITS.
9. THE CONTRACTOR SHALL FIELD VERIFY THE ELEVATIONS OF THE BENCHMARKS PRIOR TO COMMENCING WORK. THE CONTRACTOR SHALL ALSO FIELD VERIFY LOCATION AND ELEVATION OF EXISTING PIPE INVERTS, FLOOR ELEVATIONS, CURB OR PAVEMENT WHERE MATCHING INTO EXISTING WORK. THE CONTRACTOR SHALL FIELD VERIFY HORIZONTAL CONTROL BY REFERENCING SHOWN COORDINATES TO KNOWN PROPERTY LINES. NOTIFY ENGINEER OF DISCREPANCIES IN EITHER VERTICAL OR HORIZONTAL PRIOR TO PROCEEDING WITH WORK.
10. CONTRACTOR SHALL REFERENCE SITE LIGHTING SHEET C-109 FOR INFORMATION RELATING TO SITE LIGHTING AND SITE PHOTOMETRICS.
11. DIMENSIONS FOR RADII ARE TO THE BACK OF CURB UNLESS OTHERWISE NOTED.
12. ALL OTHER DIMENSIONS ARE TO FACE OF CURB UNLESS OTHERWISE NOTED.
13. ALL CUTS IN EXISTING ASPHALT, CONCRETE OR CURB SHALL BE SAW CUT.
14. TOTAL LAND DISTURBED = 1.5 AC. LAND DISTURBANCE PERMIT FOR COMMUNITY CARE CAMPUS TO BE MODIFIED.
15. ALL TRENCHES WITHIN 2 FEET OF PAVED SURFACE SHALL BE GRANULAR BACKFILLED WITH CA-6 MATERIAL, UNLESS IN RIGHT OF WAY THEN USE FLOWABLE FILL.
16. ALL PAVEMENT MARKINGS SHALL BE PAINT PAVEMENT MARKING.
17. ALL PARKING SPACE STRIPING SHALL BE PAINT PAVEMENT MARKING, 4" LINE.
18. ALL CURB & GUTTER SHALL BE CONSTRUCTED WITH A REVERSE FLAG, UNLESS NOTED AS A STANDARD CURB & GUTTER.
19. ALL CURB CONSTRUCTED ON THE ROADWAY SHALL BE B6.18.
20. PROPOSED SIDEWALK SHALL BE 5" P.C.C., EXCEPT WHERE SIDEWALK CROSSES DRIVE ENTRANCES THE PROPOSED SIDEWALK SHALL BE THE SAME DEPTH AS THE DRIVE ENTRANCE. ALL SIDEWALK ADJACENT TO PROPOSED PAVEMENT SHALL HAVE A THICKENED TOE, SEE DETAIL SHEET C110.

LEGEND

STANDARD DUTY PAVEMENT	PROPOSED WATER LINE
HEAVY DUTY PAVEMENT	FUTURE PROPOSED WATER LINE
PROPOSED LIGHTS	PROPOSED GAS LINE
PARKING SPACE COUNTS	PROPOSED AERIAL ELECTRIC
EXISTING STORM SEWER	PROPOSED POLE
EXISTING SANITARY SEWER	PROPOSED SANITARY MANHOLE
EXISTING COMBINED SEWER	PROPOSED STORM MANHOLE/INLET
EXISTING WATER LINE	FLARED END SECTION
EXISTING TELEPHONE LINE	
EXISTING FIRE HYDRANT	
EXISTING GAS LINE	
PROPOSED ELECTRIC	
PROPOSED STORM SEWER	
PROPOSED SANITARY SEWER	

20' 0' 20'

BY	DATE	REVISION/ISSUED

Romano
contractor / developer
100 S. WATER ST. SUITE 101 DECATUR, IL 62522
217-424-2426
Built on Reputation
www.romanocompany.com

PROJECT NO.	6936
FIELD BOOK NO.	6936
START DATE	JUNE 2018
DRAWN BY	JNO/CIH
CHECKED BY	MEC
C&A REF. NO.	6936
PWC REF. NO.	NA
FILE LOCATION	I:\DEVELOPERS

CHASTAIN & ASSOCIATES LLC
CONSULTING ENGINEERS
DECATUR (217) 422-8544
SCHAUMBURG (773) 714-0050
ROCKFORD (815) 489-0050
184-001597

STATE OF ILLINOIS
MARY E. CAVE
062-060331
PROFESSIONAL ENGINEER
EXP. 11/30/19

SITE PLAN
COMMUNITY CARE
APARTMENTS
510 E. KING ST.
DECATUR, IL

sheet no.
C701

project no.
6936

Excerpts from Plan Commission Meeting of February 7, 2019:

Case No. 19-02 Petition of CROSSING HEALTHCARE, to amend the (PD) Planned Development District to allow additional accessory apartment buildings for the approved Community Care Campus generally bounded by East Marietta Street, North Water Street, East Wabash Avenue and Martin Luther King Jr. Drive.

It was moved and seconded (Frantz/Howley) to forward Case No. 19-02 to the City Council with a recommendation of approval as set forth in the staff report.

Mr. Dedert discussed and presented slides of the site and surrounding properties (available for viewing upon request) along with staff's approval of the petition based on the staff report distributed to the Plan Commission prior to the meeting (staff report is on file and is available for reviewing by request) with the following conditions:

1. The permitted uses in this Planned Development District for a community care campus shall include health care center, food pantry, early childhood development center, outpatient medical/healthcare facility, inpatient medical/healthcare facility, dormitory for temporary patients, medical and professional offices, detox/residential rehabilitation facility, community gardens, apartments and accessory uses including but not limited to apartments for patients as approved by the Department of Economic and Community Development.
2. Provide traffic analysis to determine if improvements will be needed to the intersections of Water Street with King Street and Martin Luther King Jr. Drive with King Street. IDOT approval must be received for any changes within the North Water Street right-of-way.
3. A maximum of eight percent (8%) reduction in the required overall number of parking spaces is allowed. Bicycle racks shall be provided in appropriate locations for employees and patients.
4. The access drive parking lot for the apartment buildings north of East King Street and the access drive to the parking lot south of East King Street serving the four buildings must be aligned.
5. A maximum of ten (10) buildings, the existing Crossing Healthcare medical care facility included, shall be allowed within this Planned Development District, with a combined total square footage not to exceed 161,000 square feet. No building shall exceed 32,000 sq. ft. in size. All buildings shall be one-story in height, with the exception of the dormitory and apartments which may be two-story.
6. Building elevations and construction materials primarily of masonry for all permitted buildings shall be as approved by the Department of Economic and Community Development in conjunction with the final site plan review.
7. The overall development will be permitted to have no more than three (3) freestanding monument style signs – one (1) along the frontage of East Central Avenue and North Water Street, one (1) near the intersection of East King Street and North Warren Street, and one (1) along Martin Luther King Jr. Drive frontage. Wayfinding signs should not exceed four (4) square feet in area and shall not exceed three (3) feet in height each.
8. All lights facing residential uses shall be shielded.

Excerpts from Plan Commission Meeting of February 7, 2019 continued:

9. Walking trails, decorative 6-foot high perimeter fencing, landscaped berms, community gardens, and orchards shall be provided as approved on the final site plan.
10. Sustainability features should be explored and provided as much as possible for the development of the subject site.
11. A four-lot final subdivision plat will be required to be submitted, approved and recorded prior to a final site plan being approved.
12. Reciprocal cross-access and cross-parking easements shall be provided as approved on the final site plan/subdivision plats and recorded with Macon County Recorder of Deeds.
13. Final site, landscaping/decorative fencing, and lighting plans shall be submitted to and approved by the Economic and Community Development Department, Public Works Department and the Fire Department prior to building permits being released.

Mrs. Mary Cave stated this is an amendment to the PD Planned Development District which was previously approved. Mrs. Cave said that patients will first go to the detox rehab center where they will stay for several weeks and then go to the dormitory out-patient services. The next phase is to move into the apartment buildings within the same campus which provides a safe environment. Mr. Ozier passed out a site plan. (Site plan is on file and is available for reviewing by request) Mrs. Cave discussed the site plan.

There were no objectors present.

Upon call of the roll, Commission members Bruce Frantz, Terry Howley, Bruce Jeffery, Mike Peoples, Tom Brinkoetter, Kent Newton and Acting Chairman Susie Peck voted aye. Acting Chairman Peck declared the motion carried.

Economic & Community Development

DATE: 3/4/2019

MEMO: No. 19-08

TO: Honorable Mayor Julie Moore Wolfe and City Council

FROM: Wendy Morthland, Interim City Manager
Raymond Lai, AICP, Economic and Community Development Director
Scott Dedert, Senior Planner

SUBJECT: Ordinance Granting A Non-Conforming Use Permit to Re-Establish Transitional Housing Use within the M-2 Heavy Industrial District At 2175 East Pershing Road (Decatur Transitional Housing Complex).

SUMMARY RECOMMENDATION:
Staff recommends approval of the Non-Conforming Use Permit with the following conditions:

1. The petitioner is required to maintain at minimum four (4) full-time and five (5) part-time employees for employment opportunities on site.

2. No additional beds or living units, nor building expansion or additions are allowed.

3. The existing building cannot allow overnight accommodation for more than fifty-three (53) occupants.

4. The petitioner is required to maintain at minimum twenty-three (23) parking stalls.

The City Plan Commission voted 7-0 to recommend approval of this petition at the February 7, 2019 meeting; the draft minutes of the meeting are attached.

BACKGROUND:
The subject site consists of 1.53 acres and is occupied by a vacant one-story building with living units. In 1950, the site was built as a motel with 32 one-bedroom units. The petitioner has provided numerous records of how the building was used and its ownership changes throughout its history including those from Decatur Township Office, City of Decatur, title company and real estate brokers. The petitioner has established that the evolution of this property having been residential in nature. In 1950, the building was constructed as a motel.

In 1999, Decatur Correctional Center operated as a half-way house for parolees for Illinois Department of Corrections. In 2009, seven (7) three-bedroom units were added to the rear of the complex. Currently, there are fifty-three (53) total beds for occupants and twenty-three (23) total parking stalls. The zoning at that time was and remains to be M-2 Heavy Industrial District. In the 2000's records show that Decatur Cares Rescue Mission operated a homeless shelter, which sold the property to the petitioner in March of 2017.
The Non-Conforming Use Permit to re-establish this non-conforming use of transitional housing is consistent with the Macon County and Decatur Comprehensive Plan as it calls for Employment as a future land use, and DTHC will have a limited number of employees.

"Transitional Housing" is a use that is not specifically defined in the Zoning Ordinance and in its very nature implies temporary housing. The surrounding uses are single-family residences and a tavern across Highway 48/121 to the east, distribution center to the southwest, a liquor store to the northwest, and vehicle rental and sales to the north. Open space in front of the property provides a buffer from the highway traffic and noise. Although in the M-2 District, the abutting liquor store and distribution center are not high traffic generators nor heavy manufacturing uses that may negatively impact the proposed transitional housing use. This area is designated for a combination of heavy commercial, employment and low-density residential as a future land use within the Macon County and Decatur Comprehensive Plan.

POTENTIAL OBJECTIONS: None

INPUT FROM OTHER SOURCES:
The petition has been reviewed and approved by the City's Technical Review Committee; Planning, Engineering and Fire.

STAFF REFERENCE: Any additional questions may be forwarded to Scott Dedert at 424-2786 or at sdedert@decaturil.gov, Raymond Lai at 424-2727 or rlai @decturil.gov.

BUDGET/TIME IMPLICATIONS: None

ATTACHMENTS:

Description	Type
Ordinance	Ordinance
Supporting Documentation	Backup Material

ORDINANCE NO. _____

ORDINANCE GRANTING A NON-CONFORMING USE PERMIT TO RE-ESTABLISH TRANSITIONAL HOUSING USE WITHIN THE M-2 HEAVY INDUSTRIAL DISTRICT AT 2175 EAST PERSHING ROAD
- DECATUR TRANSITIONAL HOUSING COMPLEX (DTHC) -

WHEREAS, on the 7th day of February 2019, upon due notice, the Decatur City Plan Commission held a public hearing upon the petition of Decatur Transitional Housing Complex to re-establish this non-conforming use of transitional housing within the M-2 Heavy Industrial District premises legally described as:

> Commencing at the Northeast corner of the East ½ of the Northwest ¼ of Section One (1) Township Sixteen (16) North, Range Two (2) East of the 3rd P.M., thence Westerly along the North line of the NW ¼ of said Section One (1), 140.33 feet; thence Southerly at right angles 95.16 feet to the intersection point of the Southerly right of way line of the Illinois Central Railroad and the South right of way line of SBI Route 48 & 121, thence South 89º17'00" East, along the South right of way line, a distance of 158.7 feet; thence South 34º17'00" East, along the existing right of way line 182.23 feet to the point of beginning, thence continue South 34º17'00" East, a distance of 301.0 feet, thence South 55º43'00" West a distance of 221.54 feet to a point, thence North 34º17'00" West, a distance of 301.0 feet to a point, thence North 55º43'00" East, a distance of 221.54 feet to the point of beginning. Situated in Macon County, Illinois.

WHEREAS, the Decatur City Plan Commission recommended that the prayer of said petition be granted.

NOW, THEREFORE, BE IT ORDAINED BY THE CITY COUNCIL OF THE CITY OF DECATUR, ILLINOIS:

Section 1. That the recommendation of the Decatur City Plan Commission be hereby, received, placed on file and approved.

Section 2. That upon compliance with the conditions described herein, that a Non-Conforming Use Permit be, and it is hereby, granted to Decatur Transitional Housing Complex in the M-2 Heavy Industrial District upon the aforesaid premises.

1. The petitioner is required to maintain at minimum four (4) full-time and five (5) part-time employees for employment opportunities on site.

2. No additional beds or living units, nor building expansion or additions are allowed.

3. The existing building cannot allow overnight accommodation for more than fifty-three (53) occupants.

4. The petitioner is required to maintain at minimum twenty-three (23) parking stalls.

Section 3. That the District herein mentioned is the district set forth and defined in Ordinance No. 3512 of the City of Decatur, Illinois, commonly known as the Zoning Ordinance, and all the provisions, regulations, restrictions and requirements therein set forth shall apply to the premises described herein.

PRESENTED, PASSED, APPROVED AND RECORDED this 4th day of March, 2019.

_____
JULIE MOORE WOLFE, MAYOR

ATTEST:

_____
CITY CLERK

STAFF REPORT
Decatur City Plan Commission

GENERAL INFORMATION

Hearing Date	February 7, 2019
Calendar No.	19-04
Property Location	2175 East Pershing Road
Requested Action	Non-Conforming Use Permit
Petitioner	Decatur Transitional Housing Complex

LAND USE AND ZONING

Direction	*Existing Land Use*	*Zoning*	*Comprehensive Plan*
Subject Property	Vacant Complex	M-2	Employment
North	Vehicle Rental and Sales	M-2	Heavy Commercial
West and Southwest	Distribution Center with Offices	M-2	Employment
East	Open Space, Tavern and Single-Family Residences	B-2, R-2	Heavy Commercial, Residential-Low Density
Northwest	Liquor Store	M-2	Heavy Commercial

BACKGROUND

The subject site consists of 1.53 acres and is occupied by a vacant one-story building with living units. In 1950, the site was built as a motel with 32 one-bedroom units.

The petitioner has provided numerous records of how the building was used and its ownership changes throughout its history including those from Decatur Township Office, City of Decatur, title company and real estate brokers. The petitioner has established that the evolution of this property having been residential in nature. In 1950, the building was constructed as a motel. In 1999, Decatur Correctional Center operated as a half-way house for parolees for Illinois Department of Corrections.

The petitioner has provided records from, indicating construction budgets and timelines. In 2009, seven (7) three-bedroom units were added to the rear of the complex. Currently, there are fifty-three (53) total beds for occupants and twenty-three (23) total parking stalls. The zoning at that time was and remains to be M-2 Heavy Industrial District. In the 2000's records show that Decatur Cares Rescue Mission operated a homeless shelter, which sold the property to the petitioner in March of 2017.

PROJECT DESCRIPTION

The petitioner is seeking a Non-Conforming Use Permit to re-establish this non-conforming use of transitional housing within the M-2 Heavy Industrial District at 2175 East Pershing Road.

The goal is to provide transitional housing for a period of three (3) to six (6) months to low income adults that maybe just out-of-prison (non-violent and no sex offenders), homeless, or individuals that work with social services that need housing. While living in this facility, tenants have an opportunity to attend classes in the Modular Trailer to develop life and work skills. These classes include GED classes, financial empowerment, job fairs, and long-term housing seminars.

The petitioner plans to hire four (4) full-time and five (5) part-time employees from interested residents to operate this facility, which will have a kitchen and dining area that will be operated by a religious organization.

STAFF ANALYSIS

The petitioner has provided thorough records and documentation from various sources to demonstrate the history of this complex for these types' residential uses. They include Decatur Township Office, City of Decatur, Macon County, title company and the real estate brokers. Staff believes adequate proof has been submitted to affirm continuous operation of residential of some sort has existed within the existing zoning of M-2 Heavy Industrial District until about two years ago when the petitioner became the owner of the subject site. Since transitional housing is not a permitted use within the M-2 District, the proposed use would be non-conforming. Thus, a Non-Conforming Use Permit is being requested to re-establish the prior use.

The Non-Conforming Use Permit to re-establish this non-conforming use of transitional housing is consistent with the Macon County and Decatur Comprehensive Plan as it calls for Employment as a future land use, and DTHC will have a limited number of employees.

"Transitional housing" is a use that is not specifically defined in the Zoning Ordinance and in its very nature implies temporary housing. The surrounding uses are single-family residences and a tavern across Highway 48/121 to the east, distribution center to the southwest, a liquor store to the northwest, and vehicle rental and sales to the north. Open space in front of the property provides a buffer from the highway traffic and noise. Although in the M-2 District, the abutting liquor store and distribution center are not high traffic generators nor heavy manufacturing uses that may negatively impact the proposed transitional housing use. This area is designated for a combination of heavy commercial, employment and low-density residential as a future land use within the Macon County and Decatur Comprehensive Plan.

STAFF RECOMMENDATION

Staff recommends approval of the Non-Conforming Use Permit with the following conditions:

1. The petitioner is required to maintain at minimum four (4) full-time and five (5) part-time employees for employment opportunities on site.

2. No additional beds or living units, nor building expansion or additions are allowed.

3. The existing building cannot allow overnight accommodation for more than fifty-three (53) occupants.

4. The petitioner is required to maintain at minimum twenty-three (23 parking stalls.

PLAN COMMISSION ACTION

Section XXIX. requires the Plan Commission to hold a public hearing of the Non-Conforming Use Permit, and then forward its report and recommendation to the City Council for a final decision. A motion to forward Case 19-04 to City Council by the Plan Commission with a recommendation is warranted.

This report constitutes the testimony and recommendation of the Planning and Sustainability Division, Economic and Community Development Department, City of Decatur.

Scott Dedert
Senior Planner

ATTACHMENTS
1. Petition
2. Location Map
3. Building History

Decatur Plan Commission

2175 East Pershing Road

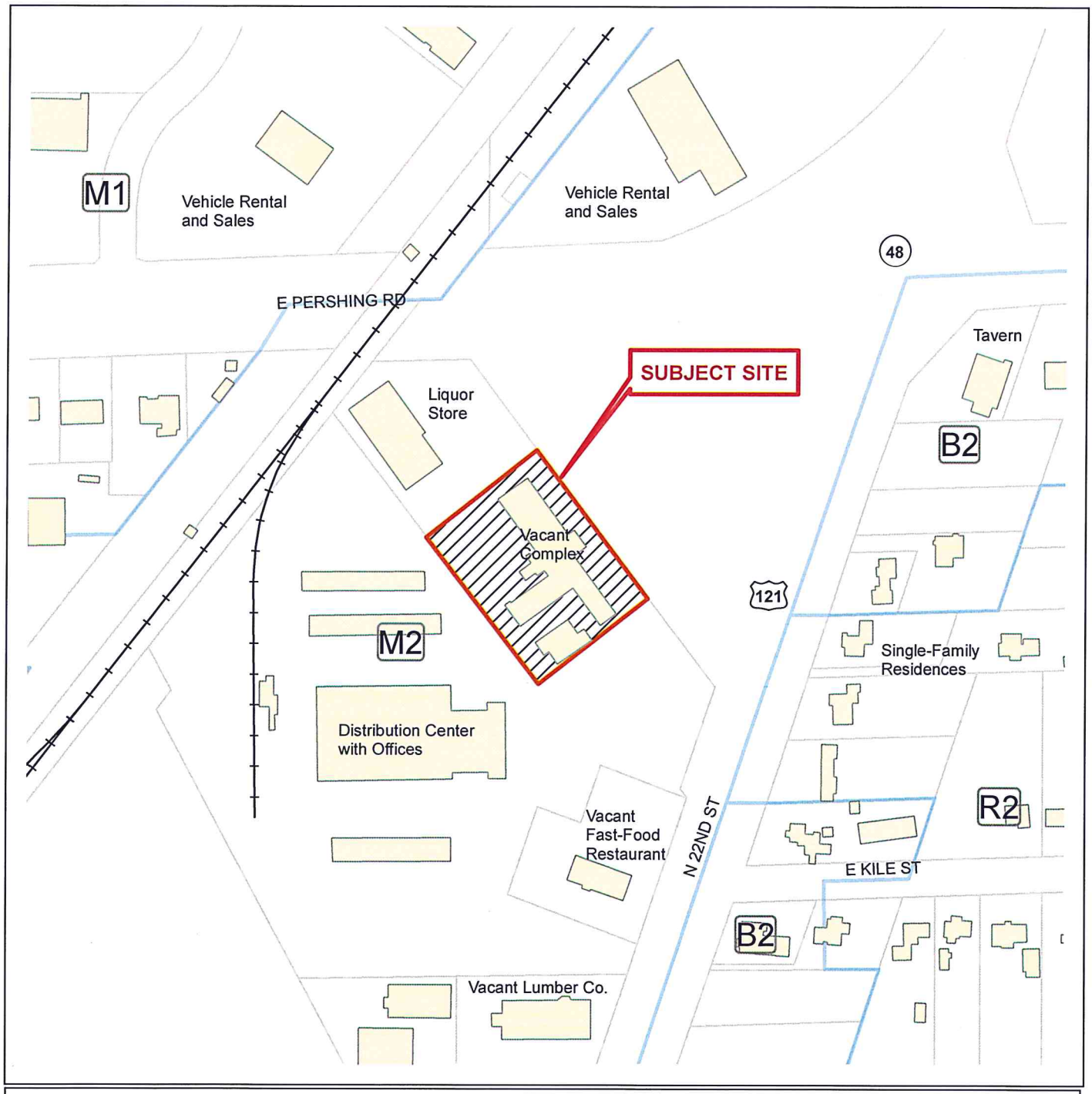

Case No.: 19-04

Date: February 7, 2019

Petition of: Decatur Transitional Housing Complex

N

Legend
- Buildings
- SubjectSite
- Railroads
- Zoning
- Parcels

0 85 170 340 510 Feet

Decatur Plan Commission

2175 East Pershing Road

Case No.: 19-04

Date: February 7, 2019

Petition of: Decatur Transitional Housing Complex

N

0 85 170 340 510 Feet

Legend

- SubjectSite
- Zoning
- Parcels

City of Decatur, Illinois

PETITION FOR NON-CONFORMING USE PERMIT

Petition before the Mayor, City Council and Members of the Plan Commission of Decatur, Illinois

Economic & Community Development Department
One Gary K. Anderson Plaza
Decatur, Illinois 62523-1196
217-424-2787
FAX 424-2728

Please Type

SECTION ONE: PETITIONER / OWNER / REPRESENTATIVE INFORMATION

Petitioner	Decatur Transitional Housing Complex				
Address	2175 E. Pershing Road				
City	Decatur	State IL	Illinois	Zip	62526
Telephone	217-330-9194	Fax	217-330-7274	E-mail	jessierbates enterprises@gmail.com
Property Owner	Jessie K. Bates				
Address	P.O. Box 3332				
City	Decatur	State	IL	Zip	62524
Telephone	217-620-2288	Fax		E-mail	jessierbatesenterprises @gmail.com
Representative					
Address					
City		State		Zip	
Telephone		Fax		E-mail	

SECTION TWO: SITE INFORMATION

Street Address	2175 E Pershing
Legal Description	See attached

Present Zoning

☐ R-1	☐ R-2	☐ R-3	☐ R-5	☐ R-6	Is this property in Planned Development District?
☐ B-1	☐ B-2	☐ B-3	☐ B-4	☐ O-1	☐ YES Approval Date: _____
☐ M-1	☐ (M-2)	☐ M-3	☐ PMR-1		☑ NO

Please list all improvements on the site:

Size of Tract 1.53 Acers Sq. Ft. AC.

SECTION THREE: REQUESTED ACTION

Non-Conforming Use

- ☑ **Re-establishment**
- ☐ **Expansion**
- ☐ **Change -** __More Restrictive __Structure Alternations

Is this property requested for Planned Development District?
__ Yes ☑ No

Section Three Continued	
Purpose	*Please state the purpose of the petitioned Non-Conforming Use Permit*

See attached

SECTION FOUR: JUSTIFICATION

The petitioner submits to the City Plan Commission and City Council the following proof: (additional pages may be attached)

See attached

SECTION FIVE: CERTIFICATION

To be placed on the agenda of the regular meeting on the first Thursday of the month at 3:00 PM in the City Council Chambers, petition must be received on the first Thursday of the preceding month. Failure of the petitioner or the petitioner's representative to attend the Plan Commission hearing may result in items being tabled. Incomplete or erroneous petitions may delay items being heard by the Plan Commission.

Petitioner's Signature		**Date**	01-18-19

NOTES:

1. Please forward this completed form and attachments to the Economic & Community Development Department, Third Floor, Decatur Civic Center. Please make checks payable to the City of Decatur. See Schedule "A" for fees.
2. Signature of this petition grants permission to City staff to place a sign, indicating a request for zoning action, on the subject property at least 10 days prior to the Decatur City Plan Commission hearing. Said sign will be removed within 15 days of final action by City Council.
3. In the event this petition is denied by the City Council, another petition for a change to the same non-conforming use shall not be filed within a period of one year from the date of denial, except upon the initiation of the City Council or the City Plan Commission after showing a change of circumstances which would warrant a renewal.
4. All petitions before the Decatur City Plan Commission are reviewed through the Development Technical Review (DTR) Process. Please consult the Economic & Community Development Department for information related to this process.

Rev. 1/17/2019

OFFICE USE ONLY	
Date Filed	
By	

TABLE OF CONTENT

Non-conforming Use Permit - Requirements

Non-conforming Use Permit - Application

Decatur Transition Housing Complex - Purpose

City of Decatur Township - History of Use

City of Decatur - Permit History

Vieweg Real Estate - Listing

Vieweg Real Estate - Property Detail Sheet

Decatur Transition Housing Complex - Building Layout

Jessie R. Bates - Proof of Purchase
- A. Acknowledgment of Bank Wire
- B. Warranty Deed
- C. Seller Loan Payoff - Regions Bank
- D. PTAX Form

D. NON-CONFORMING USE PERMIT

A Non-Conforming Use Permit shall only be required for the re-establishment of a non-conforming use, expansion of a non-conforming use, change in non-conforming use to a more restrictive non-conforming use, and / or for any alterations to a non-conforming structure.

Non-Conforming Use Permits shall be granted for the use and / or structure subject to the requirements of this section. A Non-Conforming Use Permit shall permit the use/structure to continue operation and to be rebuilt if it becomes damaged beyond fifty (50) percent of its assessed value at the time such event occurred.

A Non-Conforming Use Permit shall be required to continue a use in the event the use has been discontinued for a period of one (1) year or more; and the use is not permitted within the Zoning District in which it lies. A Non-Conforming Use Permit shall also be required for the expansion of a non-conforming use or for a change to a more restrictive use.

Re-establishment of Use

1. The burden of proving any previously established non-conforming use is to be met by the person seeking to re-establish the use and applying for a Non-Conforming Use Permit. Such persons shall provide sufficient proof in a form acceptable to the Zoning Administrator of the following:

    a. Date of construction of the building or structure or date the use was established (proof may consist of a certified copy of the business license or building permit).

    b. Continuous operation of the non-conforming use (proof may consist of affidavits signed by persons having personal knowledge of the use of the premises since the use was established).

    c. Such other proof as may be deemed necessary by the Zoning Administrator.

(Amended, Ordinance No. 2010-34, May 17, 2010)

2. The non-conforming use must have been legally conforming at the time of its creation.

Expansion of Use

1. Prior to granting an expansion of use, the current use shall be proven to be a legally non-conforming use. The burden of proving a non-conforming use is to be met by the person seeking a Non-Conforming Use Permit to allow for expansion. Such person shall provide sufficient proof in a form acceptable to the Zoning Administrator of the following:

a. Date of construction of the building or structure or date the use was established (proof may consist of a certified copy of the business license or building permit).

b. Continuous operation of the non-conforming use (proof may consist of affidavits signed by persons having personal knowledge of the use of the premises since the use was established).

c. A detailed site plan certified by a Professional Engineer licensed by the State of Illinois shall be provided to the Zoning Administrator illustrating the existing structure and proposed expansion.

d. Such other proof as may be deemed necessary by the Zoning Administrator. (Amended, Ordinance No. 2010-34, May 17, 2010)

2. The non-conforming use must have been legally conforming at the time of its creation.

Change of Use

1. Prior to granting a change of use, the current use or a previous use shall be proven to be/have been a non-conforming use. The burden of proving any established non-conforming use is to be met by the person seeking a Non-Conforming Use Permit. Such persons shall provide sufficient proof in a form acceptable to the Zoning Administrator of the following:

a. Date of construction of the building or structure or date the use was established (proof may consist of a certified copy of the business license or building permit).

b. Continuous operation of the non-conforming use (proof may consist of affidavits signed by persons having personal knowledge of the use of the premises since the use was established).

c. A detailed site plan certified by a Professional Engineer licensed by the State of Illinois shall be provided to the Zoning Administrator if alterations to the structure are proposed.

d. Such other proof as may be deemed necessary by the Zoning Administrator. (Amended, Ordinance No. 2010-34, May 17, 2010)

2. The non-conforming use must have been legally conforming at the time of its creation. (Amended, Ordinance No. 2009-38, May 18, 2009)

ATTACHMENT:

SECTION FOUR: JUSTIFICATION

THE M-2 ZONING IS CONSISTENT IN MOST OF THE DOCUMENTATION; THERE HAS

BEEN DIFFERENT WORDING USED FOR THE TYPE OF PROPERTY, HOWEVER, THIS

FACILITY WAS ORIGINALLY BUILT AS A MOTEL IN THE M-2 ZONING; WAS A

HOUSING FACILITY FOR THE DEPARTMENT OF CORRECTIONS; A HOMELESS

SHELTER FOR THE DECATUR CARES RESCUE MISSION AND WAS POSSIBLY A

NURSING HOME AT ONE TIME.

THE FACILITY AT 2175 E. PERSHING ROAD WAS BUILT FOR HOUSING AND HAS

ALWAYS BEEN USED FOR THE PURPOSE OF HOUSING.

WE ARE REQUESTING A NON-COMPLIANCE PERMIT IN ORDER THAT THIS

FACILITY CAN ONCE AGAIN BE THE VITAL, FUNCTIONING ASSISTANCE TO THOSE

IN OUR COMMUNITY TRANSITIONING BACK INTO SOCIETY AS PRODUCTIVE AND

CONTRIBUTING CITIZENS.

Decatur Transitional Housing Complex

The Purpose: The Decatur Transitional Housing Complex (DTHC) purpose is to provide adult transitional housing for social service agencies, churches, non profit and other organizations clients.

The Goal: To partner with existing agencies across Decatur and the Central Illinois region to provide emergency and short term housing for their clients.

Employment:

1 - Full time administrator - This employee will be responsible for overseeing the entire operations and getting necessary paperwork to the accountant and billing DTHC clients.

3 - Full time desk clerks - These employees will monitor surveillance cameras and residents 24 hours a day going in and out of the Complex

3 - Part time desk clerks - They will work weekends to do the same as above desk clerks

1 - Part time house keeper - This employee will provide clean linens and do minor cleaning daily

1 - Part time janitor/maintenance worker - This employee will be responsible for cleaning, all flooring and minor maintenance work at the Complex

Kitchen & Dinning Area:

The kitchen will be operated by a non-profit organization - Ambassadors For Christ Ministries (AFCM)

a. AFCM will provide food for each meal

Modular Trailer:

The trailer will be used to host different venues

a. Job fairs
b. Long term housing seminars
c. Financial empowerment seminars
d. GED classes
e. Programs that will assist individuals in re-establishing stability in their lives

The DTHC Residents Will Consist of the Following Adults:

a. Low income
b. People with vouchers from local, state and federal organizations
c. Those who may come out of prison - non violent offenders - (no sex offenders)

Organizations We've Provided Housing for Their Clients:

a. Decatur Housing Authority (section 8 program)
b. Macon County Veterans Association
c. Salvation Army
d. Homeward Bound
e. DMCOC
f. Illinois Department of Corrections

Background Checks:

a. Midwest Professional - Quincy, IL
b. Macon County Sheriff Department
c. Macon County Circuit Clerk Office

Accounting:

a. Benjamin Pettie CPA - Bloomington, IL

Employment Services:

a. Workforce Investment Solutions
b. Express Employment Professionals

City of Decatur Inspections:

a. Electrical - Passed
b. Plumbing - Passed
c. Fire - Passed

2175 E. PERSHING ROAD
DECATUR, IL 62626

Tract B Plat Survey for a pt of NW 1/4 Sec 1-16-2

HISTORY OF USE

Provided By: Decatur Township Office
Zoning M-2

Document 1

1950 - The Park View Motel was built as a 32 unit housing facility according to the Decatur Township Records. The original owner at that time was Jack Loeb.

Document 1

1972 - The records indicated the property changed owners August 28, 1972 but remained a 32 unit housing facility. The new owners were Nick G. Striglos & David L. Condon.

Document 1

1979 - The records indicated the property was deeded to a Trust May 6, 1979 it remained a 32 unit housing facility. The Trust holder was Millikin National Bank.

Document 2

1969 - The records indicate in December 1969 there was a enclosure (porch) added to the Northwest side and Southwest side of the building.

Document 2

1970 - The records indicate in October 1970 there was an enclosure (porch) added to the Northeast side and Southeast side of the building.

Document 3

1989 - The records indicate in November 1989 there was an addition to the existing (present Bldg). This addition was attached to the South side of the Southeast side of the building.

Document 4

2009 - The records indicate in July 2009 there was an Asphalt parking lot added to the facility and it was described as an original 32 unit motel and Miscellaneous (mis) Rooming House.

Document 5

1999 - The records indicate on June 10 1999 the facility changed owners and the tenant was the Decatur Correctional Center. It remained a housing unit facility for the Illinois Department of Corrections Parolee. The new owner was Frank Shepard - Trustee's.

Document 5

February 2000 - The records indicate the property was deeded to a Trust on February 3, 2000. The tenant was the Decatur Correctional Center. The Trust holder was First Busey Trust & Investment Company.

Document 5

2003 - The records indicate on June 27, 2003 there was a Relocatable Class Room Building (Modular Trailer) add to the property. The property was still occupied by the Decatur Correctional Center.

Report Conclusion

The Decatur Township Office paperwork is old and hand written in pencil so the document numbers have been add to gain clarity. Even though the property changed owners several times it was consistently a residential housing facility.

COUNTY DC 1-01-0002-000-00 CITY, OR "O"
TOWNSHIP TAXING DIS

12 01 201 001

DC101000200000

186/2 Scanned 7-29-10

TY 50 Document # Card ___ of ___ Cards

PERMANENT RECORD NUMBER OR LEGA

INDEX NUMBER

Sec 1-16-2

~~That part N of the Sec Line R-row W & W of the State Rt. # 121 of NW¼ NE¼ Sec 1-16-2 (Exc. W 150' of E 1308' of N 250' of S 1839')~~

Tract B Plat Survey for a pt of NW¼ 1.53
Sec 1-16-2 (Plat 1595/66) 2.45 acres

LAND USE	Rural: Improved	Urban: Improved	Residential	Industrial
	Unimproved	Unimproved	Commercial	Mineral

LOT RECORD

TOPOGRAPHY	ZONING M-2	ROAD	TOPOGRAPHY	MINERAL LANDS
Level	Residential	Hard Surface Rd	Level	Extent and Nature of Ownership
High	Apartment	Gravel Road	Rolling	
Low	Business	Dirt Road	Low	
IMPROVEMENTS	Light Indust.	No Road Outlet	ACRES	
Sidewalks	Heavy Indust.	Distance to All-weather Road	Cultivatable	
Curbs	STREET	TRADING CENTER	Pasture	Valuation Calculation
Water	Hard Surface	Distance to Trading Center	Forest, Trees	
Sewers	Gravel		Waste	
	Unpaved-Dirt		Roads, Streams	
			Total Acres	

LOT OR LAND VALUE CALCULATION

Size of Lot or Number of Acres	Soil Class	Base Unit Value	Depth or Cor. Influence Table	Depth or Cor. Influence Factor	Adjusted Unit Value	Lot or Land Value Improved	Lot or Land Value Unimproved
[illegible]		20			[illegible]	[illegible]	
[illegible]		[illegible]			2[illegible]		5640
66613 [illegible]		.20			13[illegible]	7340	
66613 [illegible]		.30			[illegible]	[illegible]	
Total Acs. [illegible]					Total Base Land Value		[illegible]
ADJUSTMENT FOR RURAL LAND					Location Adjustment Factor	[illegible]	13360
Type of Road					Adjusted Value		
Distance to all-weather road 66613					Mineral Value 19604	64042	21320
Distance to local trading center					Total Lot or Land Value		
Total							

RECORD OF OWNERSHIP

Name	Address	Record	Remarks
(Jack Loeb	~~2900 [illegible]~~		
~~(Nick G. Strigles~~ & David L. Condon	WD 76/200		9/28/72
	2175 E Pershing		
Milliken Natl Bank # 2513	WD Trust	100,000	5/6/79

RENTAL AND OTHER GENERAL INFORMATION

Date	Number Units	Use or Occupancy	Rent per Unit	Total Rent Mo. or Yr.	Date	Type	Amount	Remarks
						Permit		
						Original Cost		
						Recent Sale		

CALCULATION OF CHANGES IN LAND AND BUILDING VALUE

	Land	% Change	Adjusted Value	Improvements	Replacement Cost	Cost Conversion Index	Final Net Cond.	Adjusted Value
Yr. 19	Improved			Principal Building				
				Accessory Building				
	Unimproved			Other Improvements				
				Total				
Yr. 19	Improved			Principal Building				
				Accessory Building				
	Unimproved			Other Improvements				
				Total				
Yr. 19	Improved			Principal Building				
				Accessory Building				
	Unimproved			Other Improvements				
				Total				
Yr. 19	Improved			Principal Building				
				Accessory Building				
	Unimproved			Other Improvements				
				Total				

POSTED

SUMMARY OF ASSESSED VALUE

	1962 Assessor	1962 Board of Review	1963 Assessor	1963 Board of Review	1967 Assessor	1967 Board of Review	1968 Assessor	1968 Board of Review	1970 Assessor	1970 Board of Review	1971 Assessor	1971 Board of Review
Unimproved Land or Lot Assessed Valuation	$	$	$	$	$	$	$	$	$	$	$	$
Improved Land or Lot Assessed Valuation			10430		10430		7340		7340		11000	
Improvements Assessed Valuation			28600		28600		28600		[illegible]		[illegible]	
Total Real Prop. Assessed Val.			39030		[illegible]		35940		[illegible]		[illegible]	

PROPERTY RECORD CARD ILLINOIS DEPARTMENT OF REVENUE

OCCUPANT: [illegible]

PROPERTY ADDRESS: 500 N. 22nd

Document #2

BUILDING DESCRIPTION AND VALUE CALCULATION

INDEX NUMBER

Card ___ of ___ Cards

BUILDING CLASS

PRINCIPAL BUILDING DESCRIPTION

TYPE

Multi-Family Apt, 5-8 Story
Combination Stores and Apt. ___ Offices ___ Loft ___
Hotel ___ Store ___
Office ___ Bank ___
Theatre ___ Comm. Garage ___
Gas Stat. ___ Industrial ___
Warehouse ___ Greenhouse ___
Private Hospital ___
Other ___

STRUCTURAL FRAME

	Wood	Steel	Conc.
Columns			X
Main Beams	X		
Joists			
Trusses-Span	X		
Girder			

Height: in Stories ___
Feet: ___ W. Bsmt. ___ W/O Bsmt.

UNITS AND ROOMS

	Units Bsmt	1st	Above	Total Units	Rooms
Apt.				1	31
Store				4	4
Office				4	4

1) FOUNDATION

Masonry Walls ___
Spread Footings ___
Piles ___ Piers ___ Caissons ___

2) BASEMENT

None X Part % ___ Full ___
Bsmt. Flr: Dirt ___ Wd ___ Conc ___
Finished Bsmt: % Grd. Area ___

3) FLOORS

Floor Construction: Flrs.
Wood ___
Conc. on Grade X
Reinforced Conc. ___
Live Loads: 1st ___ Above ___
Finish Flooring:
Terrazo ___ % Softwood ___ %
Ceram Tile ___ % Hardwood ___ %
Marble ___ % Asph. Tile X %
Linoleum ___ % Other ___ %

4) ROOF

Roof Construction
Wood ___ Steel Deck ___
Reinforced Concrete ___
Type: Flat ___ Gable or Hip X
Roofing:
Prepared Rol ___ Shingle X
Built-up ___ Corr. Metal ___
Corr. Asbestos ___ Tile ___
Other: ___
Insulation: ___

5) EXTERIOR WALLS

Wood Fr ___ Stl Fr ___ Masonry ___
Wood or Shgle ___ Conc. Block X
Stucco ___ Com. Brk. ___
Asphalt Asbes ___ Face Brk. ___
Cor. Metal ___ Reinforced Conc. ___
Vitrolite ___ Stone ___
Enam. Steel ___ Terra Cotta ___
Store Fronts: Lin. Ft ___ Ht ___
Wood ___ Metal ___

6) INTERIOR FINISH & PARTITION

Wall Lin: Wd ___ Plas X Wall Bd ___
Acoustic Surfaces, Ceiling

Developed Area (square feet)
Apartment Hotel ___
Store ___
Office ___
Lodge, Theater or Finished Loft Area ___

Partitions: Lin. Ft ___ Height ___
Kind ___
Plaster, ___ Side ___

7) ELECTRIC WIRING

Conduit: Rigid X Flexible ___
Power Wiring ___

8) PLUMBING

Urinals ___ Lavatories ___ Water X
Bathrooms ___ Tiled Walls ___
Two Fixture Toilet Rooms 2
Other Plumbing Fixture 32

9) HEATING

None ___ Stove Only ___
Hot Air: Furnace
Pipeless ___ Grav. ___ Forced ___
Fan Units ___ Hot Water
Steam: 1-pipe ___ 2-pipe ___
Stoker ___ Oil ___ Boiler

10) VENTILATION

Air Cycle: Washed ___ Dry ___
% of Building or Rms ___

11) FIRE PROTECTION

Sprinkler (Flr. Area) ___
Fire Hose Stat: No. ___ Size ___
Fire Pumps: No. ___ Cap. ___

12) BUILDING ELEVATORS

Type	Number	Capac.	Floors
Passenger			
Freight			

13) OTHER BUILDING ITEMS

SPECIAL BUILDING NOTES: 2 - BREEZEWAYS
C-13 with Tone Coat

PRINCIPAL BUILDING VALUE CALCULATION

REPLACEMENT COST

ITEM NUMBER	AREA OR QUANTITY	UNIT COST	TOTAL
Base			
M-T	6400	10.00	64000
Office	2048	8.00	16348
ADDITIONS AND DEDUCTIONS			
O.P.	448	2.00	896
A.W.	448	3.00	1344
B.T.	1600(0)	.35	560
TOTAL REPLACEMENT COST			$83148

DEPRECIATION AND OBSOLESCENCE

Depreciation:
(a) Effective Age Depreciation 40 %
(b) Net Condition (100-a) ___ %

Obsolescence:
(c) Location ___ %
(d) Underimprovement or Overimprovement ___ %
(e) Other ___ %
(f) Total Obsolescence ___ %
(g) Net Condition (100-f) ___ %
(h) Final Net Condition (g x b) ___ %

SUMMARY OF BUILDING VALUE

Building	Base Value
Principal Building Value (Replacement Cost x Final Net Condition)	$49888
Accessory Building Value (Office 1969)	$8460
Other Improvements Value	$58288
Total Base Building Value (Card #1) 1970	$8400
Cost Conversion Index 69 x 6688 Group ___ Percentage ___ %	
Total Adjusted Building or Improvements Value (Card #1)	$
Other Adjusted Principal Building Value (Card #2)	$
Other Adjusted Principal Building Value (Card #3)	$
Total Adjusted Building or Improvements Value on Parcel	36680 / 32058

DESCRIPTION AND VALUE CALCULATION OF ACCESSORY BUILDINGS AND OTHER IMPROVEMENTS

CLASS NO.	DIMENSIONS Width	Length	Height	AREA OR CUBE	WALL RATIO	FLOOR	ROOF	WALLS	HEAT	PLBG	UNIT COST	ADDS & DEDUCTS	REPLACEMENT COST	AGE	NET COND. %	ACCESSORY BLDG. VALUE
											PROCEDURAL ADJUSTMENT AS PER HB 990					

BUILDING AREA AND CUBE CALCULATIONS

Floor or Part	Width	Length	Ground Area (Square Feet)	Height	Cube (Cubic Feet)
32 UNIT			6400		
Office Utility Room			2048		
Total Ground Area				Total Cube	

OBSERVED PHYSICAL CONDITION: Good ___ Fair ✓ Poor ___ No. Maint. ___

WALL RATIO CALCULATION: Ground Area ___ Perimeter ___ Ratio ___

EFFECTIVE AGE: Year Built 1950 Age in Years ___ Effective Age ___

MAJOR ALTERATIONS OR ADDITIONS TO PRINCIPAL BUILDING

Date	Age	Extent and Cost	Source
8/21	69	2 - 14X100 Breezeways	4973
		made into Bldg	
		28 00 [illegible]	
12/70		2 - 14X100 made into [illegible]	

GROUND PLAN SKETCH

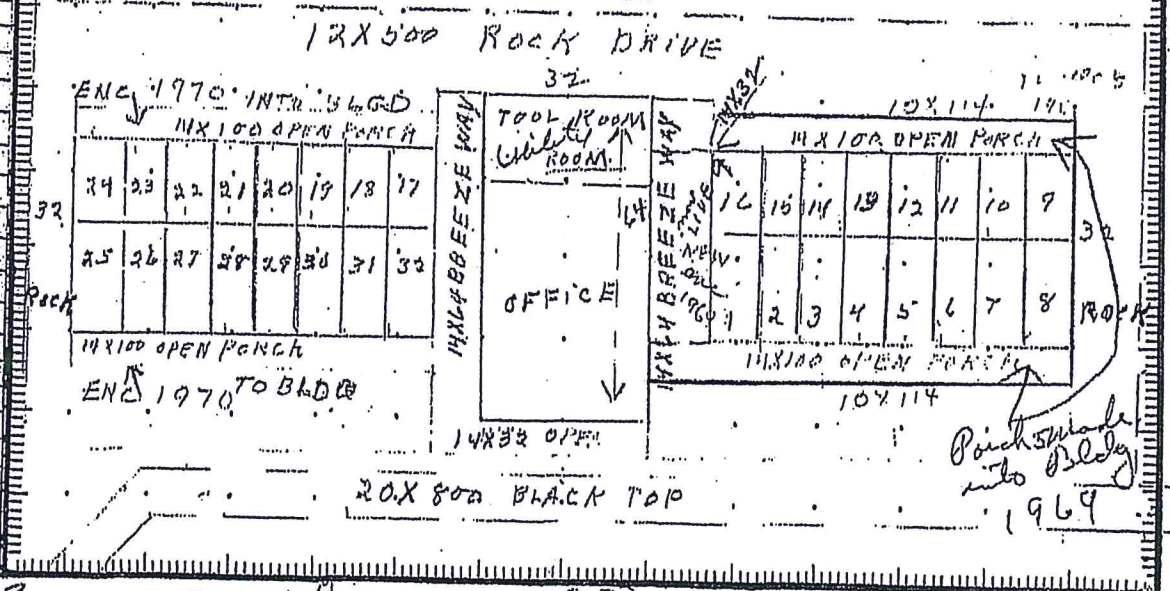

Measured by ___ Date ___ Classified by Leo Date 7-63 Extended by B Date 3-70 Checked by ___ Date ___

COMMERCIAL AND INDUSTRIAL PROPERTY RECORD CARD ILLINOIS DEPARTMENT OF REVENUE, P.T.D. Form Number 201 B

BUILDING RECORD

Document #3

CONSTRUCTION SPECIFICATIONS AND BUILDING RECORD

OCCUPANCY	
1 VAC LOT / 2 DWELLING / 3 OTHER	
LIVING ACCOMMODATIONS	
TOTAL ROOMS ___ BED ROOMS ___ FAMILY ROOM ___	
BASEMENT	
1 NONE / 2 CRAWL / 3 PART / 4 FULL	
HEATING	
1 NONE / 2 CENTRAL / 3 AIRCON	
WARM AIR	
HOT WATER/STEAM	
FLOOR FURNACE	
UNIT HEATERS	
PLUMBING	
BATH ROOMS ___ PLUMBING POINTS ___	
STANDARD	
BATHROOM	
TOILET ROOM	
SINK/LAVATORY	
WATER CLOSET/URINAL	
ATTIC	
1 NONE / 2 UNFIN / 3 PART / 4 FULL	

WALLS	
FRAME/STUCCO	
CONCRETE BLOCK	
BRICK/STONE	
PLATE GLASS FRONT	
ROOF	
SHINGLE-ASPHALT/ASBESTOS	
SLATE/TILE/METAL	
COMP ON WOOD FRAME	
COMP ON STEEL FRAME	

FLOORS	B	1	2	3
CONCRETE				
WOOD				
TILE				
WD/STL FRAME				
REIN CONCRETE				

INTERIOR FINISH	B	1	2	3
PLASTER/DYWL				
FIBERBOARD				
UNFINISHED				

ERECTED/REMDLED	/
AGE/CDU RATING	/

DWELLING COMPUTATIONS

___.___ STORY ___		___.___ STORY ___	
___ ___ S.F.		___ ___ S.F.	
BASEMENT		BASEMENT	
HEATING		HEATING	
PLUMBING		PLUMBING	
ATTIC		ATTIC	
ADDINS & PCHS ___		ADDINS & PCHS ___	
TOTAL		TOTAL	
GRADE [ ]		GRADE [ ]	
TOTAL		TOTAL	
O.F. POINTS [ ]		O.F. POINTS [ ]	
TOTAL		TOTAL	
C.&D. FACT% [ ]		C.&D. FACT% [ ]	
REPL VALUE		REPL VALUE	
DEPR ___ %		DEPR. ___ %	
TRUE VALUE		TRUE VALUE	

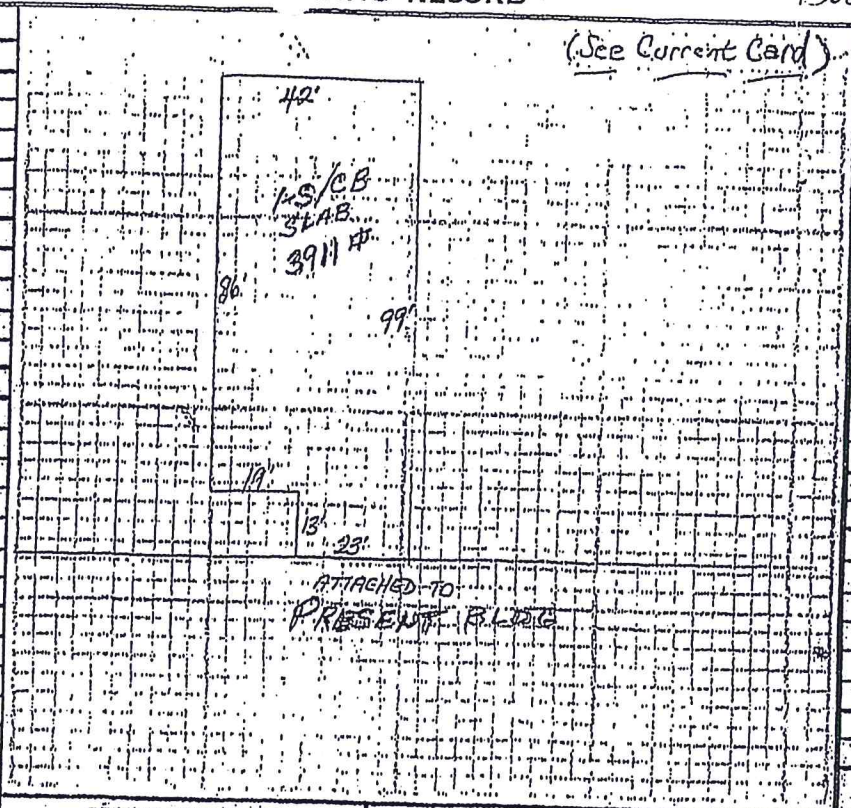

OTHER FEATURES		
PT MASONRY WALLS		
FIREPLACE		
FINISHED BSMT		

SOLD 19___ ___ FOR $___,___,___

INCLUDING CARDS _____

COMMERCIAL COMPUTATION

	STORY	BSMT
WL HT		
	BSMT	
8'	1ST FLR.	31.50
	2ND FLR.	
	3RD FLR.	
BASE PRICE		31.50
ADJUST. %		
HTG/AIRCON		1.10
LIGHTING		
SPRINKLER		1.40
S.F. PRICE		34.00
SQUARE FEET		3911
SUBTOTAL		132974
FRONT		
PLUMBING ___ (FIXT)		7000
PARTITIONS		
ADDITIONS		
TOTAL BASE		139974
GRADE C		100 %
REPL VALUE		139974
DEPRECIATION PCT		64%
TRUE VALUE		89583

ECONOMIC DATA	
ERECTED/REMODL	1950 / 1984
AGE/CDU RATING	1 A

SUMMARY OF OTHER BUILDINGS

TYPE	NO.	CONSTRUCTION	SIZE	RATE	GRADE	ERECTED	CDU	REPL VALUE	DEPR	TRUE
GARAGE										

LISTED OS DATE 11/13/89

DRAWN BY O.S.

TOTAL TRUE VALUE OTHER BUILDINGS ___,___,___ ___,___,___

TOTAL TRUE VALUE ALL BUILDINGS 89583

GRADE DENOTES QUALITY OF CONSTRUCTION: A—EXCELLENT; B—GOOD; C—AVERAGE; D—CHEAP; E—VERY CHEAP

Document #4

BUILDING RECORD COMMERCIAL INDUSTRIAL

M/S Roofing House Class C Avg.

CONST. SPECIFICATIONS						
FOUNDATION						
Sprd. Ftng.	X	Pile				
Caisson		Other				
FRAMING	B	1	2	3	A	
Wood		X				
Steel O/FP						
Reinf. Conc.						
Ld. Bearing						
FLOORS						
Wood						
Steel O/FP						
Reinf. Conc.		X				
Frame	Wood	Steel	Conc.			
WALLS						
Wood						
Masonry BR Br.		X				
Steel						
Glass						
FINISH						
Unfinished						
Fnshd Open						
Fnshd. Divd.		X				
HEAT						
Cntrl Wm. Air						
Ht. Wt/Steam						
Unit Heaters						
KADIENT OIL		X				
None						
AIR COND.						
Central		X				
Unit						
ROOFING						
Composition		Shingle	X			
Slate		Metal				
Frame	Wood	Steel	Conc.			
PLUMBING TYPE						
1		2	2x2			
3		4				
			32			
	Sprinkler					

USE					
Store		Office		Vacant	
Apt.	42'	W.H.		Abndnd.	
Factory					
No. of Units					
Av. Unt. Sz.	51		18		
No. Rm. Pr. Un.			88		

CONDO. COMM.	
S/F Ground Area	
Ell. Perim L/F	
C/F of Bldg.	
S/F Wall Area	
Wall Ratio	
Sty.	Schl.

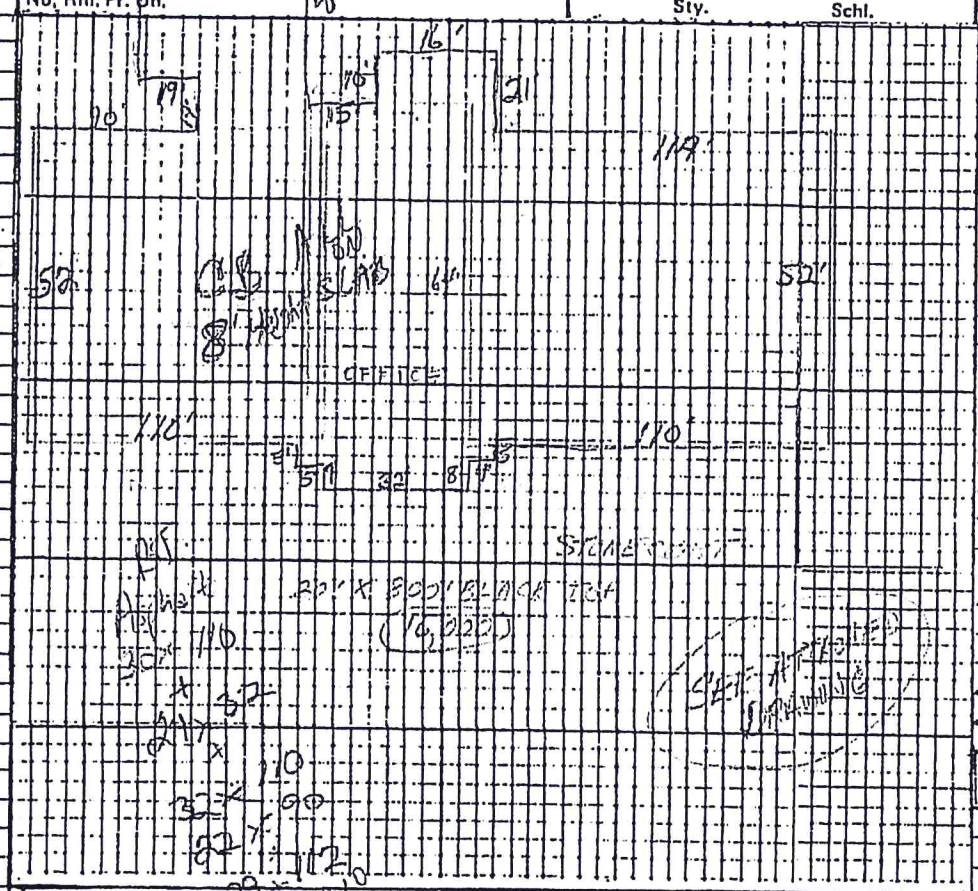

DESCRIPTION		COMPUTATION
	WH	
	Bsmt.	
	8' 1st Floor	
	2nd Floor	
	3rd Floor	
	Base Price	50.67
	BPA %	
	Heat	
	A/C	7.96
	Electrcl Light	
	Sprinkler	
	Ext Walls	16.48
	S/F Price	75.11
	S/F	18210
	Subtotal	1,367,754
	Plumbing	
	Partitions	
	Front	
	Canopy	
	Dock	
	Total	1,367,754

GRADE			
Eff. Age	CDU Avg.	AGE 1950	Replcmt. Value 1,367,754
			REL 20%
			Full Value 273550

SUMMARY OF OTHER BUILDINGS

Type	No.	Construction	Size	Rate	Grade	Erected	CDU	Repl. Value	REL.	Full Value
Paving		Asphalt	18136	1.45				26297	20%	5259

Listed	Date 7/16/00	Total Full Value Other Bldgs.	5259
BY TDS HIA		Total Full Value All Bldgs.	278809

D.L.G.A.

(PHC 4) D.F.A. Rev. 1/1/74

Document #5

PROPERTY RECORD COMMERCIAL–INDUSTRIAL

04 12 01 201 001

186/2B.

OWNERSHIP & MAILING ADDRESS

Sec. 1-16-2

Tract B Plat Survey for a Pt of NW¼
Sec 1-16-2 (Plat 1595/66)

1.53 Acres

TOWN	VOLUME	TAX CODE	AREA	SEC	BLOCK	PARCEL	UNIT
Decatur NE4D							

50 Property Class	Land Use	Zoning	N.H. Code	of Card No.	Condo. Comm.

RECORD OF OWNERSHIP		DATE	DEED STAMPS	INDICATED PRICE
Millikin National Bank #2512	WD	5/6/79		$100,000
Frank Shepard Trustee's		6/10/99		300000
First Busey Trust & Investment Co WD In Trust 2/3/00				

LAND COMPUTATION

Unit	Units	Depth	Unit Value	D Fac	Infl. Fac.	Full Value
1.53 Acres			40000 per acre			61200

PROPERTY ADDRESS

2175 E. Pershing

Decatur Correctional Center

MEMO

BUILDING PERMIT RECORD

Date	Number	Amount	Yr. Assess	N/C	P/U Year	Purpose
9-26-88	88-1047	9000				Addition to Bldg 0245
6/27/03	03 1113	5000				Relocatable Classroom Bldg

SUMMARY OF ASSESSED VALUES

YEAR	MLT	1996 S/A	MLT	1997 S/A	MLT	1998 S/A	995/A	19 2000 R/A 05		19 2000 S/A
	Assed Val.	Board of Review	Assed Val.	Board of Review	Assed Val.	Board of Review	Assed Val.	Board of Review	Assed Val.	Board of Review
HOMESITE		21083		21610		22345	16383	21894	16383	1
LAND										
DWELLING		98455		100916		104347	65828	76086	65828	
FARM BLDG										
TOTAL		119538		122526		126692	82211	97980	82211	

YEAR	19 2001 03/TG5/A		19 2002 S/A		MLT 19 2003 S/A		19 2004 S/A		19 2005 S/A	
	Assed Val.	Board of Review	Assed Val.	Board of Review	Assed Val.	Board of Review	Assed Val.	Board of Review	Assed Val.	Board of Review
HOMESITE	31828	33419		35090		36143		36866		37714
LAND										
DWELLING	80477	84500		88725		91387		93215		95359
FARM BLDG										
TOTAL	112305	117919		123815		127530		130081		133073

YEAR	19 2006 S/A		19 2007 S/A		19 2008 S/A		19		19	
	Assed Val.	Board of Review	Assed Val.	Board of Review	Assed Val.	Board of Review	Assed Val.	Board of Review	Assed Val.	Board of Review
HOMESITE		39034		46205		41009				
LAND										
DWELLING		98697		101658		103691				
FARM BLDG										
TOTAL		137731		141863		144700				

CITY OF DECATUR PERMIT HISTORY

2175 E. PERSHING ROAD
DECATUR, IL 62626

Tract B Plat Survey for a pt of NW 1/4 Sec 1-16-2

PERMIT HISTORY

Provided By: City of Decatur Inspection Division
Zoning M-2

Permit #	Building Use	Applicant	Work Description	Date Issued
1990-2210	Nursing Home	Community Correction Center	Hot Water Heater - New	12-28-1990
1991-0142	3&4 Family Residential	Dowd Development	Water Heater	02-07-1991
1995-1802	Hotels, Motels, Boarding, Etc.	Decatur Correctional Center	Replace Air Conditioner	08-30-1995
2001-1446	Business	Canteen Correction Service	Putting in a walk in cooler	07-16-2001
2001-2708	Nursing Home	State of IL (Decatur ATC)	Replace main disconnect 400 amp & feeder wires	12-20-2001
2003-1113	Penal Institution	Macon/Piatt Regional Ed.	Install a relocatable class room building	06-23-2003
2003-1830	Penal Institution	Macon/Piatt Regional Ed.	Hook up modular office 400 amp service	08-22-2003
2005-1339	Business	Dowd Development	Replace Air Conditioner	08-05-2005
2011-1316	Single Family Residential	Dowd Development	Install new water heater	08-30-2011
2014-0103	Business	Decatur Cares Rescue Mission	New hand sink in kitchen	02-11-14

Report Conclusion:
There have been many different kinds of permits issued for this Facility but they all reflect the use has always been a Housing Facility.

PLUMBING PERMIT

U

CITY OF DECATUR, ILLINOIS
INSPECTION DIVISION
424-2787

Permit Number: **1990-2210**
Zoning Abbr: M-2
Commerce Code: NONE
Building Use: NURSING HOME
Work Class: REPLACEMENT

LOCATION OF WORK:

2175 E PERSHING RD

APPLICANT:

COMM. CORRECTION CENTER
SAME
DECATUR IL 62523

WORK DESCRIPTION:

**********HOT WATER HEATER-NEW

CONSTRUCTION COST: $500.00 PERMIT FEE: $15.00

REQUIRED BY LAW ALL WORK MUST BE INSPECTED PRIOR TO BEING CONCEALED AND UPON COMPLETION OF WORK.

The undersigned is the owner _____ authorized agent ____ of the described real property.

Signature of Applicant: _____

This permit is issued solely for the purpose set forth in the application approved on 12/28/1990 and is conditional upon strict compliance with provisions of the Zoning Regulations and the Building code now in force. This construction permit is subject to revocation upon any violations of the Zoning Regulations to the Building Code.

Payment Summary

Building Permit Fee:	15.00
Engineering Permits:	
Credit Memos Used:	0.00
Total Due:	
Fee Paid:	$15.00
Pay Type:	
Receipt #:	

Building Inspections Manager
(permit is not valid unless signed by the Inspections Supervisor or designee)

Application Date:	00/00/0000
Issue Date:	12/28/1990
Expire Date:	6/28/1991

Userid: UNKNOWN Customer File Finance Book

PLUMBING PERMIT

U

CITY OF DECATUR, ILLINOIS
INSPECTION DIVISION
424-2787

Permit Number: **1991-0142**
Zoning Abbr: M-2
Commerce Code: NONE
Building Use: 3 AND 4 FAMILY RESIDENTIAL
Work Class: REPLACEMENT

LOCATION OF WORK:

2175 E PERSHING RD

APPLICANT:

DOWD DEVELOPMENT
3130 KANDY LN
DECATUR IL 62523

WORK DESCRIPTION:

**********WATER HEATER

CONSTRUCTION COST: $4,000.00 PERMIT FEE: $40.00

REQUIRED BY LAW ALL WORK MUST BE INSPECTED PRIOR TO BEING CONCEALED AND UPON COMPLETION OF WORK.

— —

The undersigned is the owner _____ authorized agent ____ of the described real property.

Signature of Applicant: _____

This permit is issued solely for the purpose set forth in the application approved on 2/7/1991 and is conditional upon strict compliance with provisions of the Zoning Regulations and the Building code now in force. This construction permit is subject to revocation upon any violations of the Zoning Regulations to the Building Code.

Payment Summary

Building Permit Fee:	40.00
Engineering Permits:	
Credit Memos Used:	0.00
Total Due:	
Fee Paid:	$0.00
Pay Type:	
Receipt #:	

Building Inspections Manager
(permit is not valid unless signed by the Inspections Supervisor or designee)

Application Date:	00/00/0000
Issue Date:	2/7/1991
Expire Date:	8/7/1991

MECHANICAL PERMIT

Residential

CITY OF DECATUR, ILLINOIS
INSPECTION DIVISION
424-2787

ermit Number: **1995-1802**

Zoning Abbr: M-2

Commerce Code: NONE

Building Use: HOTELS, MOTELS, BOARDING, ETC.

Work Class: REPLACEMENT

LOCATION OF WORK:

2175 E PERSHING RD

APPLICANT:

DECATUR CORRECTIONAL CENTER
2175 E PERSHING RD
DECATUR IL 62521

WORK DESCRIPTION:

**********REPLACE AIR CONDITIONER

CONTRACTORS

Mechanical: Shelton, Bryan

CONSTRUCTION COST: $1,400.00 PERMIT FEE: $20.00

REQUIRED BY LAW ALL WORK MUST BE INSPECTED PRIOR TO BEING CONCEALED AND UPON COMPLETION OF WORK.

— —

The undersigned is the owner _____ authorized agent ____ of the described real property.

Signature of Applicant: _____

This permit is issued solely for the purpose set forth in the application approved on 8/30/1995 and is conditional upon strict compliance with provisions of the Zoning Regulations and the Building code now in force. This construction permit is subject to revocation upon any violations of the Zoning Regulations to the Building Code.

Payment Summary

Building Permit Fee:	20.00
Engineering Permits:	
Credit Memos Used:	0.00
Total Due:	
Fee Paid:	$20.00
Pay Type:	
Receipt #:	

Building Inspections Manager
(permit is not valid unless signed by the Inspections Supervisor or designee)

Application Date:	00/00/0000
Issue Date:	8/30/1995
Expire Date:	2/29/1996

MECHANICAL PERMIT

Commercial

CITY OF DECATUR, ILLINOIS
INSPECTION DIVISION
424-2787

Permit Number: **2001-1446**
Zoning Abbr: M-2
Commerce Code: NONE
Building Use: BUSINESS
Work Class: ADDITION

LOCATION OF WORK:

2175 E PERSHING RD

APPLICANT:

CANTEEN CORR. SERV.
2175 E PERSHING RD
Decatur IL 625262119

WORK DESCRIPTION:

Putting in a walk-in cooler/freezer.

CONTRACTORS

Mechanical: Kirgan, Gary W.

CONSTRUCTION COST: $25,585.00 PERMIT FEE: $155.00

REQUIRED BY LAW ALL WORK MUST BE INSPECTED PRIOR TO BEING CONCEALED AND UPON COMPLETION OF WORK.

The undersigned is the owner _____ authorized agent ____ of the described real property.

Signature of Applicant: _____

This permit is issued solely for the purpose set forth in the application approved on 7/16/2001 and is conditional upon strict compliance with provisions of the Zoning Regulations and the Building code now in force. This construction permit is subject to revocation upon any violations of the Zoning Regulations to the Building Code.

Payment Summary

Building Permit Fee:	155.00
Engineering Permits:	
Credit Memos Used:	0.00
Total Due:	
Fee Paid:	$155.00
Pay Type:	
Receipt #:	ck 7967

Building Inspections Manager
(permit is not valid unless signed by the Inspections Supervisor or designee)

Application Date:	00/00/0000
Issue Date:	7/16/2001
Expire Date:	1/12/2002

Userid: NRJONES Customer File Finance Book 01/17/2019 10:45

ELECTRICAL PERMIT

Commercial

CITY OF DECATUR, ILLINOIS
INSPECTION DIVISION
424-2787

. ermit Number: **2001-2708**

Zoning Abbr: M-2

Commerce Code: NONE

Building Use: NURSING HOME

Work Class: REPLACEMENT

LOCATION OF WORK:

2175 E PERSHING RD

APPLICANT:

STATE OF ILLINOIS (DECATUR ATC)
2175 E PERSHING RD
Decatur IL 625262119

WORK DESCRIPTION:

Replace main disconnect 400 amp and feeder wires.

CONTRACTORS

Electrical: Rathje, David

CONSTRUCTION COST: $2,000.00 PERMIT FEE: $25.00

REQUIRED BY LAW ALL WORK MUST BE INSPECTED PRIOR TO BEING CONCEALED AND UPON COMPLETION OF WORK.

The undersigned is the owner _____ authorized agent ____ of the described real property.

Signature of Applicant: _____

This permit is issued solely for the purpose set forth in the application approved on 12/20/2001 and is conditional upon strict compliance with provisions of the Zoning Regulations and the Building code now in force. This construction permit is subject to revocation upon any violations of the Zoning Regulations to the Building Code.

Payment Summary

Building Permit Fee:	25.00
Engineering Permits:	
Credit Memos Used:	0.00
Total Due:	
Fee Paid:	$25.00
Pay Type:	
Receipt #:	ck 33310

Building Inspections Manager
(permit is not valid unless signed by the Inspections Supervisor or designee)

Application Date:	00/00/0000
Issue Date:	12/20/2001
Expire Date:	6/18/2002

BUILDING PERMIT

Commercial

CITY OF DECATUR, ILLINOIS
INSPECTION DIVISION
424-2787

Permit Number: **2003-1113**
Zoning Abbr: M-2
Commerce Code: SCHOOLS AND OTHER EDUCATIONAI
Building Use: PENAL INSTITUTION
Work Class: ADDITION

LOCATION OF WORK:

2175 E PERSHING RD

APPLICANT:

MACON/PIATT REGIONAL OFFICE OF EDUCATION
1690 HUSTON DR
DECATUR IL 62526

WORK DESCRIPTION:

Installing a relocatable classroom building for adult GED classes. This is a joint project between the Illinois Dept. of Corrections and the Regional Educational Office, Drawing in the file. Jim's mobile offices to deliver and set up including block, level, anchor and tie down with skirting installed.

CONTRACTORS

Building: Owner

CONSTRUCTION COST: $5,000.00 PERMIT FEE: $0.00

REQUIRED BY LAW ALL WORK MUST BE INSPECTED PRIOR TO BEING CONCEALED AND UPON COMPLETION OF WORK.

The undersigned is the owner _____ authorized agent _____ of the described real property.

Signature of Applicant: _____

This permit is issued solely for the purpose set forth in the application approved on 6/23/2003 and is conditional upon strict compliance with provisions of the Zoning Regulations and the Building code now in force. This construction permit is subject to revocation upon any violations of the Zoning Regulations to the Building Code.

Payment Summary

Building Permit Fee:	0
Engineering Permits:	
Credit Memos Used:	0.00
Total Due:	
Fee Paid:	$0.00
Pay Type:	
Receipt #:	no charge

Building Inspections Manager
(permit is not valid unless signed by the Inspections Supervisor or designee)

Application Date:	00/00/0000
Issue Date:	6/23/2003
Expire Date:	6/23/2004

ELECTRICAL PERMIT

Commercial

CITY OF DECATUR, ILLINOIS
INSPECTION DIVISION
424-2787

ermit Number: **2003-1830**

Zoning Abbr: M-2

Commerce Code: OFFICE, BANK AND PROFESSIONAL

Building Use: PENAL INSTITUTION

Work Class: ELECTRICAL RENOVATE

LOCATION OF WORK:

2175 E PERSHING RD

APPLICANT:

MACON-PIATT REGIONAL OFFICE OF EDUCATION
1690 HUSTON DR
DECATUR IL 62526

WORK DESCRIPTION:

Hook up modular office. 400 amp service.

CONTRACTORS

Electrical: Jr Hart, Robert

CONSTRUCTION COST: $5,000.00 PERMIT FEE: $50.00

REQUIRED BY LAW ALL WORK MUST BE INSPECTED PRIOR TO BEING CONCEALED AND UPON COMPLETION OF WORK.

— —

The undersigned is the owner _____ authorized agent ____ of the described real property.

Signature of Applicant: _____

This permit is issued solely for the purpose set forth in the application approved on 8/22/2003 and is conditional upon strict compliance with provisions of the Zoning Regulations and the Building code now in force. This construction permit is subject to revocation upon any violations of the Zoning Regulations to the Building Code.

Payment Summary

Building Permit Fee:	50.00
Engineering Permits:	
Credit Memos Used:	0.00
Total Due:	
Fee Paid:	$50.00
Pay Type:	
Receipt #:	6917

Building Inspections Manager
(permit is not valid unless signed by the Inspections Supervisor or designee)

Application Date:	00/00/0000
Issue Date:	8/22/2003
Expire Date:	2/18/2004

MECHANICAL PERMIT

Commercial

CITY OF DECATUR, ILLINOIS
INSPECTION DIVISION
424-2787

ermit Number: **2005-1339**

Zoning Abbr: M-2

Commerce Code: ADD/ALT - COMMERCIAL

Building Use: BUSINESS

Work Class: REPLACEMENT

LOCATION OF WORK:

2175 E PERSHING RD

APPLICANT:

DOWD DEVELOPMENT
3130 KANDY LNAE
DECATUR IL 62526

WORK DESCRIPTION:

replace air conditioner

CONTRACTORS

Mechanical: T. A. Brinkoetter & Sons, Inc.

CONSTRUCTION COST: $1,336.00 PERMIT FEE: $25.00

REQUIRED BY LAW ALL WORK MUST BE INSPECTED PRIOR TO BEING CONCEALED AND UPON COMPLETION OF WORK.

— —

The undersigned is the owner _____ authorized agent ____ of the described real property.

Signature of Applicant: _____

This permit is issued solely for the purpose set forth in the application approved on 8/5/2005 and is conditional upon strict compliance with provisions of the Zoning Regulations and the Building code now in force. This construction permit is subject to revocation upon any violations of the Zoning Regulations to the Building Code.

Payment Summary

Building Permit Fee:	25.00
Engineering Permits:	
Credit Memos Used:	0.00
Total Due:	
Fee Paid:	$25.00
Pay Type:	
Receipt #:	ck 62888

Building Inspections Manager
(permit is not valid unless signed by the Inspections Supervisor or designee)

Application Date:	00/00/0000
Issue Date:	8/5/2005
Expire Date:	2/1/2006

PLUMBING PERMIT

Residential

CITY OF DECATUR, ILLINOIS
INSPECTION DIVISION
424-2787

ermit Number: **2011-1316**
Zoning Abbr: M-2
Commerce Code: ADD/ALT - RESIDENTIAL
Building Use: SINGLE FAMILY-RESID.
Work Class: RENOVATION/REPAIR

LOCATION OF WORK:

2175 E PERSHING RD

APPLICANT:

DOWD DEVELOPMENT
160 N EDWARD ST
DECATUR IL 62522

WORK DESCRIPTION:

install new water heater

CONTRACTORS

Plumbing: Burdick Plumbing And Heating

CONSTRUCTION COST: $10,000.00 PERMIT FEE: $25.00

REQUIRED BY LAW ALL WORK MUST BE INSPECTED PRIOR TO BEING CONCEALED AND UPON COMPLETION OF WORK.

The undersigned is the owner _____ authorized agent ____ of the described real property.

Signature of Applicant: _____

This permit is issued solely for the purpose set forth in the application approved on 8/30/2011 and is conditional upon strict compliance with provisions of the Zoning Regulations and the Building code now in force. This construction permit is subject to revocation upon any violations of the Zoning Regulations to the Building Code.

Payment Summary

Building Permit Fee:	25.00
Engineering Permits:	0
Credit Memos Used:	0.00
Total Due:	25.00
Fee Paid:	$25.00
Pay Type: Check	
Receipt #:	89137

Building Inspections Manager
(permit is not valid unless signed by the Inspections Supervisor or designee)

Application Date:	00/00/0000
Issue Date:	8/30/2011
Expire Date:	2/26/2012

Userid: RASTEPHE Customer File Finance Book 01/17/2019 10:47

PLUMBING PERMIT

Commercial

CITY OF DECATUR, ILLINOIS
INSPECTION DIVISION
424-2787

Permit Number: **2014-0103**
Zoning Abbr: M-2
Commerce Code: ADD/ALT - COMMERCIAL
Building Use: BUSINESS
Work Class: RENOVATION/REPAIR

LOCATION OF WORK:

2175 E PERSHING RD

APPLICANT:

DCRM
2175 E PERSHING RD
DECATUR IL 625262119

WORK DESCRIPTION:

new hand sink in kitchen

CONTRACTORS

Plumbing: Binder Plumbing

CONSTRUCTION COST: $35.00 PERMIT FEE: $35.00

REQUIRED BY LAW ALL WORK MUST BE INSPECTED PRIOR TO BEING CONCEALED AND UPON COMPLETION OF WORK.

The undersigned is the owner _____ authorized agent _____ of the described real property.

Signature of Applicant: _____

This permit is issued solely for the purpose set forth in the application approved on 2/11/2014 and is conditional upon strict compliance with provisions of the Zoning Regulations and the Building code now in force. This construction permit is subject to revocation upon any violations of the Zoning Regulations to the Building Code.

Payment Summary

Building Permit Fee:	35.00
Engineering Permits:	0
Credit Memos Used:	35.00
Total Due:	0.00
Fee Paid:	$0.00
Pay Type: Cr Memo	
Receipt #:	

Building Inspections Manager
(permit is not valid unless signed by the Inspections Supervisor or designee)

Application Date:	00/00/0000
Issue Date:	2/11/2014
Expire Date:	8/10/2014

Userid: RASTEPHE Customer File Finance Book

2175 E. PERSHING ROAD
DECATUR, IL 62626

Tract B Plat Survey for a pt of NW 1/4 Sec 1-16-2

Real-estate Developer Listing

Provided By: Vieweg Real Estate
Zoning M-2

Vieweg Real Estate listed the property as having a structure used in the past as transitional housing.

Vieweg Real Estate Property Detail sheet also mentions the building type as a Correctional Facility.

Vieweg Real Estate Property Detail sheet also indicated the property was in a Trust and had a mortgage with Regions Bank as a housing facility. That document indicated the Mortgage date as 11-05-2013.

Vieweg Real Estate Property Detail sheet also listed Decatur Cares Rescue Mission as the seller and Jessie R. Bates as the buyer of the property. The property went on the market 10-26-16 and sold 03-10-17.

Report Conclusion:
The Decatur Cares Rescue Mission operated as a homeless shelter and the property had a bank loan as a Housing Facility.

Tim Vieweg — (217) 454-4037

Special Purpose Property For Sale

HIGH VISIBILITY, HIGH TRAFFIC CORNER

2175 E. Pershing Road, Decatur, IL 62526



Price:	$99,000
Building Size:	21,000 *SF*
Price/SF:	$4.71
Property Type:	Special Purpose
Property Sub-type:	Special Purpose (Other)
Property Use Type:	Vacant/Owner-User
Commission Split:	3%
No. Stories:	1
Lot Size:	66,656 *SF*
APN/Parcel ID:	04-12-01-201-001
Listing ID	19863584
Last Updated	25 days ago

Find Out More...

Highlights

- Zoning M-2 Heavy Industrial
- Enterprise Zone Incentives
- Pershing Road 15,400 VPD average
- 22nd Street 16,700 VPD average
- Easy Access to Interstate-72, I-55, I-57, I-74 and US Rt-51
- Midwest Inland Port Inter-Modal Ramp, 3 miles

Description

Busy corner location by VIEWEG REAL ESTATE. (JUST REDUCED) A bit over an acre and a half at the intersection of Pershing Road and 22nd Street. (Illinois Rt-48 and Rt-121) This property has a structure used in the past as transitional housing. Depending on your intended use, may not be of significant value, although about 20,000 sqft under roof. Site is otherwise flat with city services available. Access is by private drive intersecting both Pershing Road and 22nd Street. Neighbors include: former lumber retail/warehouse, liquor store, fast food, new and used auto sales and other retail and service businesses.

Decatur is in Central Illinois and within a one-day drive of over 95 million consumers. Import and export trade with the rest of the world is easy and seamless from Decatur. The privately owned Midwest Inland Port Intermodal Ramp has direct access to 3 class one railroads. Canadian

2175 E Pershing Rd, Decatur, IL 62526-2119, Macon County



N/A	21,000	66,647	$60,000
Beds	MLS Sq Ft	Lot Sq Ft	MLS Sale Price
N/A	N/A	TAX EXEMPT	03/10/2017
Baths	Yr Built	Type	MLS Sale Date

Owner Information

Owner Name:	Bates Jessie R	Tax Billing Zip:	62524
Tax Billing Address:	Po Box 3332	Tax Billing Zip+4:	3332
Tax Billing City & State:	Decatur, IL	Mail Owner Name:	Jessie R Bates

Location Information

Township:	Decatur	Census Tract:	21.00
Township Range Sect:	16-2E-1	Carrier Route:	C053
Zoning:	MUNICIPAL	Flood Zone Code:	X
School District Name:	Decatur Sch #61	Flood Zone Panel:	17115C0193E
School District:	Aa3	Flood Zone Date:	06/07/2017

Tax Information

Parcel ID:	041201201001	Tax Area:	04055
APN:	04-12-01-201-001		
Legal Description:	TR B PLAT SRVY FOR A PT NW1/4 PLAT 1595/66 002947/597 221.54 X 301		

Characteristics

Land Use - Corelogic:	Tax Exempt	Lot Acres:	1.53
Land Use - County:	Tax Exempt	Building Type:	Correctional Facility
Year Built:	MLS: 1959	Building Sq Ft:	MLS: 21,000
Lot Frontage:	221.54	# of Buildings:	1
Lot Depth:	301	Basement Type:	MLS: None, Slab
Lot Area:	66,647		

Listing Information

MLS Listing Number:	6164630	MLS Current List Price:	$99,000
MLS Status:	Closed	Closing Price:	$60,000
MLS Status Change Date:	03/15/2017	MLS List. Agent Name:	2587-Hank Norris
Listing Date:	10/26/2016	MLS List. Broker Name:	VIEWEG REAL ESTATE
Closing Date:	03/10/2017	MLS Selling Agent Name:	Hank Norris
MLS Orig. List Price:	$99,000	MLS Selling Broker Name:	VIEWEG REAL ESTATE

Last Market Sale & Sales History

Settle Date:	MLS: 03/10/2017	Owner Name:	Bates Jessie R

Recording Date	03/13/2017	07/16/2013
Sale/Settlement Date	03/10/2017	07/15/2013
Nominal		Y
Buyer Name	Bates Jessie R	Decatur Cares Rescue Mission
Seller Name	Decatur Cares Rescue Mission	Trust 5659
Document Number	4550-897	4316-499
Document Type	Warranty Deed	Trustee Deed

Mortgage History

Courtesy of Tim Vieweg, Decatur and Central IL Realtors
The data within this report is compiled by CoreLogic from public and private sources. If desired, the accuracy of the data contained herein can be independently verified by the recipient of this report with the applicable county or municipality.

Property Detail
Generated on 01/16/2019

Mortgage Date	11/05/2013
Mortgage Amount	$50,000
Mortgage Lender	Regions Bk
Mortgage Code	Conventional
Mortgage Term	3
Mortgage Term Code	Years
Mortgage Type	Refi
Mortgage Int Rate	4.75
Mortgage Int Rate Type	Adjustable Int Rate Loan
Mortgage Doc #	4339-407
Borrower Name	Decatur Cares Rescue Mission

Property Map

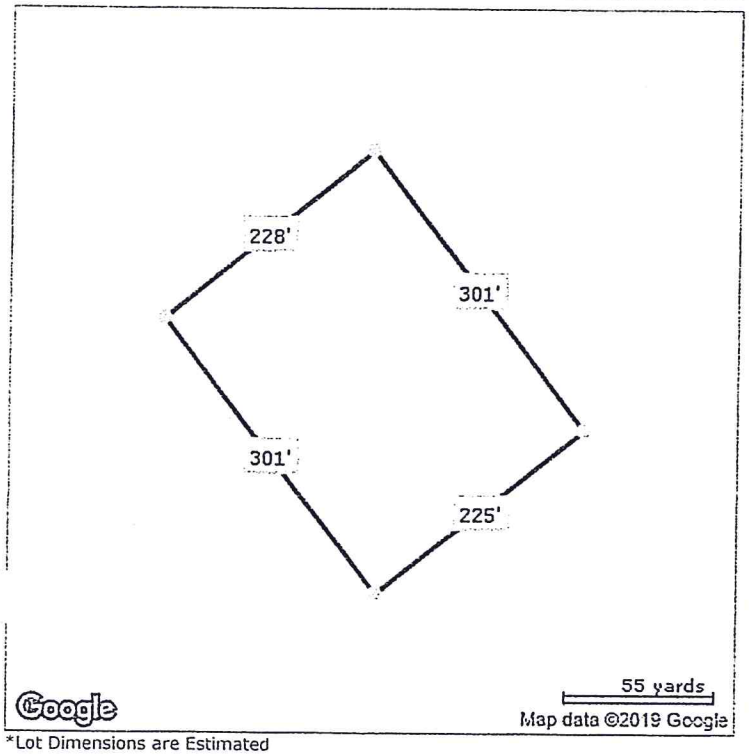

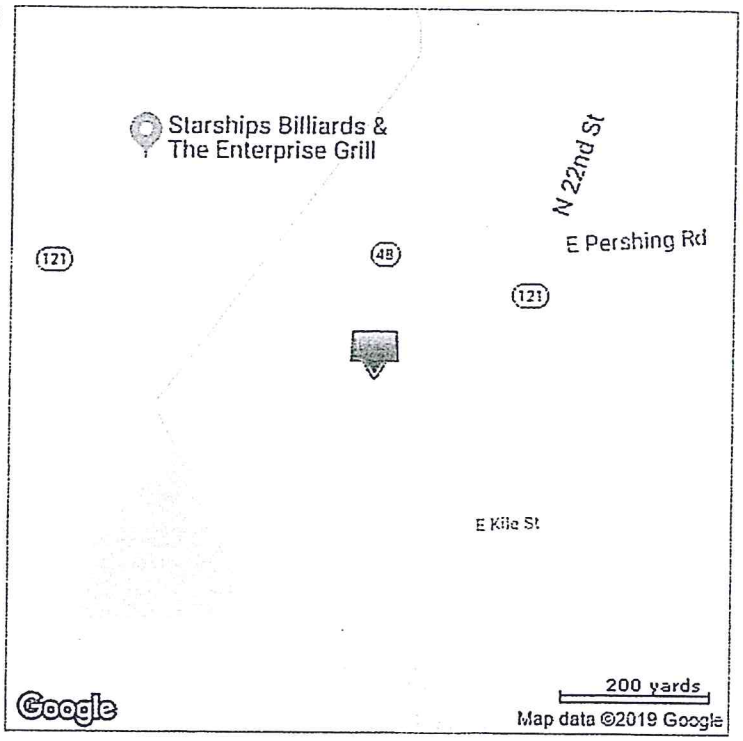

*Lot Dimensions are Estimated

Decatur Township

Parcel Number: 04-12-01-201-001

Address: 2175 E PERSHING RD
DECATUR, IL 62526

Property Class: 0060 Commercial
Neighborhood: INDUSTRIAL-01
Subdivision: SEC 1-16-2

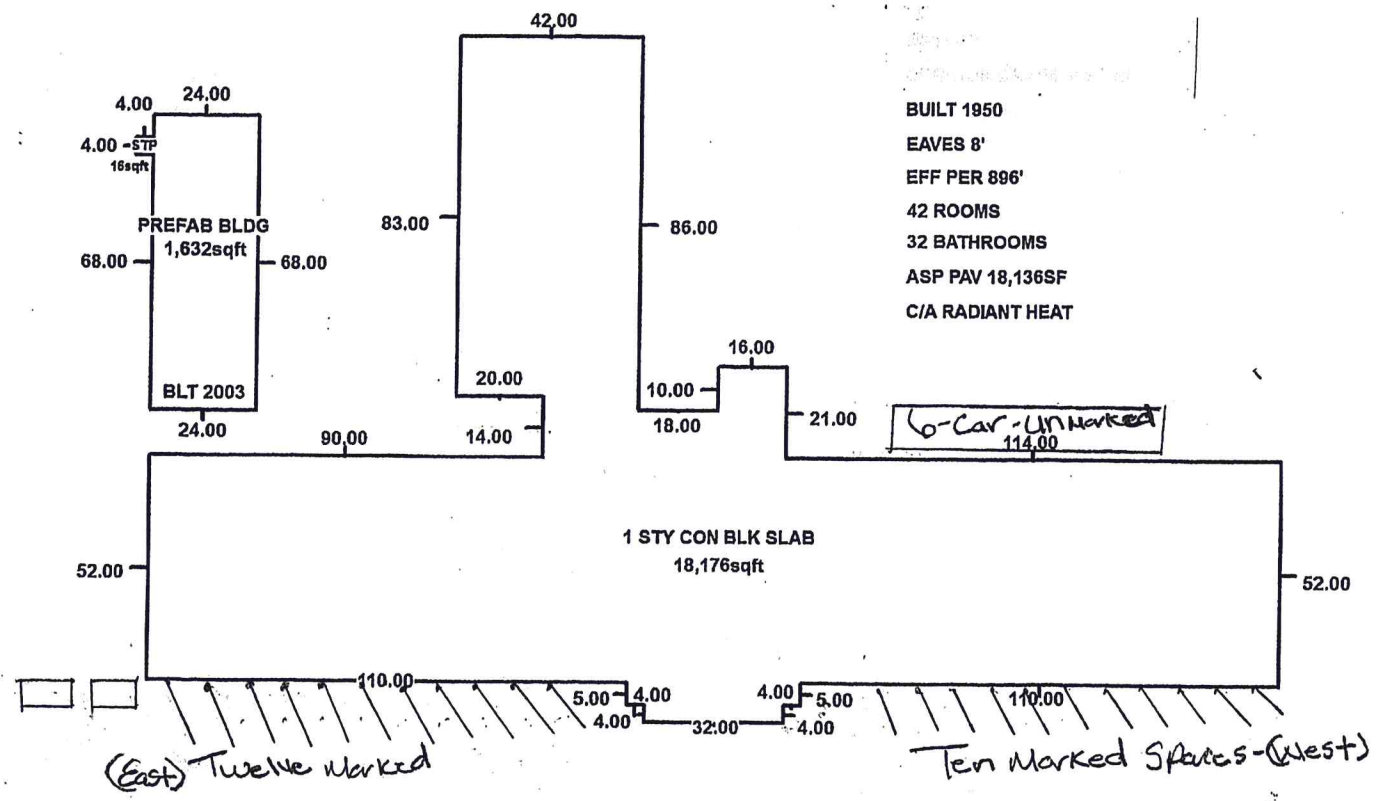

Private Drive

4 Car
unMarked

CEFCU
Not a bank. Better.

P.O. Box 1715, Peoria, IL 61656-1715
309.633.7000 | 1.800.633.7077

5401 W. Dirksen Parkway, Peoria, IL 61607
www.cefcu.com

Acknowledgement of Bank Wire

On 3/08/2017 at 12:16 pm, a bank wire transfer was initiated at CEFCU.
Wire details are below:

Sender Information:
Sender: DBA JESSIE R BATES ENTERPRISES
Account Number: 1244661
Amount: $60,420.00
Fee: $25.00
Currency Type: US Dollar

Beneficiary Information:
Intermediary Bank Name:
Intermediary Bank ABA/Routing #:
Beneficiary Bank Name: BUSEY BANK
Beneficiary Bank Address: 130 N. WATER ST
Beneficiary Bank ABA/Routing #: 071102568
Beneficiary: MACON COUNTY TITLE COMPANY ESCROW CLO
Beneficiary Account #: 500603543

Additional Information:
Reason For Wire: PURCHASING BUILDING
Special Instructions:

Notice:
**Personal and Business wires received after 1:30pm will be sent the next business day (excluding Saturday, Sunday, and Holidays)*
**International wires received after 12:30pm will be sent the next business day (excluding Saturday, Sunday, and Holidays)*

CEFCU Employee Initials: SJ User ID: 3270 Reference Number: BWR0131

1916240

WARRANTY DEED
Statutory

Mail Tax Statements to:
Jessie R Bates
PO Box 3332
Decatur IL 62524

170154

Macon Co., Illinois
S.S. by Mary A. Eaton, Recorder
Book: 4550 Page: 897
Receipt #: 82620
Pages Recorded: 2
Recording Fee: $60.00
Rental Housing - State: $9.00
Authorized By Mary A. Eaton

Date Recorded: 3/13/2017 9:14:00 AM

This space for use of Recorder

Name of Grantor(s): **Decatur Cares Rescue Mission, a non-for-profit corporation organized and existing under and by virtue of the laws of the State of Illinois**

for and in consideration of $10.00 and other good and valuable consideration in hand paid, convey(s) and warrant(s) to Grantee(s):

Jessie R. Bates, a married person

the following described real estate:

See attached Exhibit "A"

Subject to liens, mortgages, restrictions, reservations and easements of record, if any.
Subject to the General Taxes payable in 2017 and thereafter. Tax ID# **04-12-01-201-001** .

Hereby releasing and waiving all rights under and by virtue of the Homestead Exemption Laws of this State.

Dated this 10 day of March, 2017.

Decatur Cares Rescue Mission
David Kirby
By: David Kirby, Authorized Agent

"Exempt under provisions of Paragraph "B", Section 4, Real Estate Transfer Tax Act."
David Kirby Agent
Date 3/10/17 Buyer Seller or Representative

$60,000.00

STATE OF ILLINOIS, COUNTY OF MACON} ss.

The foregoing instrument was acknowledged before me this 10 day of March, 2017, by David Kirby, Authorized Agent of Decatur Cares Rescue Mission, for the purposes therein set forth.

"OFFICIAL SEAL"
JOANNE K ABBOTT
NOTARY PUBLIC, STATE OF ILLINOIS
MY COMMISSION EXPIRES 01-22-2020

Joanne K Abbott
Notary Public

Prepared by: ANDREW P. CHILIGIRIS, ATTORNEY-143 N. Water St., Decatur, IL 62523 (217-428-8080)

Exhibit "A"

Commencing at the Northeast corner of the East 1/2 of the Northwest 1/4 of Section One (1) Township Sixteen (16) North, Range Two (2) East of the 3rd P.M., thence Westerly along the North line of the NW 1/4 of said Section One (1), 140.33 feet; thence Southerly at right angles 95.16 feet to the intersection point of the Southerly right of way line of the Illinois Central Railroad and the South right of way line of SBI Route 48 & 121, thence South 89° 17' 00" East, along the South right of way line, a distance of 158.7 feet; thence South 34° 17' 00" East, along the existing right of way line 182.23 feet to the point of beginning, thence continue South 34° 17' 00" East, a distance of 301.0 feet, thence South 55° 43' 00" West a distance of 221.54 feet to a point, thence North 34° 17' 00" West, a distance of 301.0 feet to a point, thence North 55° 43' 00" East, a distance of 221.54 feet to the point of beginning. Situated in Macon County, Illinois.

Buyer (s): Jessie R. Bates, a married person
1113 N Water St
Decatur, IL 62521

Seller(s): Decatur Cares Rescue Mission, a non-for-profit entity organized and existing under and by virtue of the laws of the State of Illinois
555 W Imboden Drive
Decatur, IL 62521

Settlement Agent: Macon County Title, LLC
(217)428-8080
Place of Settlement: 143 N. Water Street
Decatur, IL 62523
Settlement Date: March 10, 2017
Property Location: 2175 E. Pershing Rd
Decatur, IL 62526
Macon County, Illinois
Tr B Plat Survey for a part
of NW 1/4 Sec 1-16-2E

Seller Loan Payoff Details

Payoff First Mortgage **to Regions Bank**

Loan Payoff		As of		
Total Additional Interest			days @	Per Diem
Total Loan Payoff	**52,035.98**			

I have carefully reviewed the HUD-1 Settlement Statement and to the best of my knowledge and belief, it is a true and accurate statement of all receipts and disbursements made on my account or by me in this transaction. I further certify that I have received a copy of the HUD-1 Settlement Statement.

Jessie R. Bates

Jessie R. Bates

Decatur Cares Rescue Mission

BY: David Kirby
Agent

WARNING: It is a crime to knowingly make false statements to the United States on this or any similar form. Penalties upon conviction can include a fine and imprisonment. For details see: Title 18 U.S. Code Section 1001 and Section 1010.

(170154.PFD/170154/7)

WARRANTY DEED
Statutory

Mail Tax Statements to:
Jessie R Bates
PO Box 3332
Decatur IL 62524

170154

This space for use of Recorder

Name of Grantor(s): **Decatur Cares Rescue Mission, a non-for-profit corporation organized and existing under and by virtue of the laws of the State of Illinois**

for and in consideration of $10.00 and other good and valuable consideration in hand paid, convey(s) and warrant(s) to Grantee(s):

Jessie R. Bates, a married person

the following described real estate:

See attached Exhibit "A"

Subject to liens, mortgages, restrictions, reservations and easements of record, if any.
Subject to the General Taxes payable in 2017 and thereafter. Tax ID# **04-12-01-201-001** .

Hereby releasing and waiving all rights under and by virtue of the Homestead Exemption Laws of this State.

'Exempt under provisions of Paragraph ____, Section 4, Real Estate Transfer Tax Act.'
David Kirby Agent
Date 3/10/17 Buyer Seller or Representative

Dated this 10 day of March, 2017.

Decatur Cares Rescue Mission
David Kirby
By: David Kirby, Authorized Agent

STATE OF ILLINOIS, COUNTY OF MACON} ss.

The foregoing instrument was acknowledged before me this 10 day of March, 2017, by David Kirby, Authorized Agent of Decatur Cares Rescue Mission, for the purposes therein set forth.

"OFFICIAL SEAL"
JOANNE K ABBOTT
NOTARY PUBLIC, STATE OF ILLINOIS
MY COMMISSION EXPIRES 01-22-2020

Joanne K Abbott
Notary Public

Prepared by: **ANDREW P. CHILIGIRIS**, ATTORNEY-143 N. Water St., Decatur, IL 62523 (217-428-8080)

Exhibit "A"

Commencing at the Northeast corner of the East 1/2 of the Northwest 1/4 of Section One (1) Township Sixteen (16) North, Range Two (2) East of the 3rd P.M., thence Westerly along the North line of the NW 1/4 of said Section One (1), 140.33 feet; thence Southerly at right angles 95.16 feet to the intersection point of the Southerly right of way line of the Illinois Central Railroad and the South right of way line of SBI Route 48 & 121, thence South 89° 17' 00" East, along the South right of way line, a distance of 158.7 feet; thence South 34° 17' 00" East, along the existing right of way line 182.23 feet to the point of beginning, thence continue South 34° 17' 00" East, a distance of 301.0 feet, thence South 55° 43' 00" West a distance of 221.54 feet to a point, thence North 34° 17' 00" West, a distance of 301.0 feet to a point, thence North 55° 43' 00" East, a distance of 221.54 feet to the point of beginning. Situated in Macon County, Illinois.

PTAX-203
Illinois Real Estate Transfer Declaration

Please read the instructions before completing this form. This form Can be completed electronically at tax.illinois.gov/retd.

County:
Date:
Doc. No.:
Vol.:
Page:
Received by:

Step 1: Identify the property and sale information.

1 2175 E. Pershing Rd
Street address of property (or 911 address, if available)

Decatur — City or village
Decatur — Township

2 Write the total number of parcels to be transferred. 1

3 Write the parcel identifying numbers and lot sizes or acreage.

Parcel identifying number	Lot size or acreage
a. 04-12-01-201-001	1.53 acres m/l
b.	
c.	
d.	

Write additional parcel identifiers and lot sizes or acreage in Step 3.

4 Date of deed/trust document: 03/2017
Month / Year

5 Type of deed/trust document* (Mark with an "X"): _x_ Warranty Deed
___ Quit claim deed ___Executor deed ___Trustee deed
___ Other (specify): _____

6 ___Yes _x_No Will the property be the buyer's principal residence?

7 _x_Yes ___No Was the property advertised for sale?
(i.e., media, sign, newspaper, realtor)

8 Identify the property's current and intended primary use.

	Current	Intended	(Mark only one item per column with an "X.")
a.			Vacant land/lot
b.			Residence (single-family, condominium, townhome, or duplex
c.			Mobile home residence
d.			Apartment building (6 units or less) No. of units:
e.			Apartment building (over 6 units) No. of units:
f.			Office
g.			Retail establishment
h.	x	x	Commercial building (specify): housing
i.			Industrial building
j.			Farm
k.			Other (specify):

9 Identify any significant physical changes in the property since January 1 of the previous year and write the date of the change. Date of significant change: ____ ____ / ____ ____ ____ ____
(Mark with an "X.")
____ Demolition/damage ____ Additions ____ Major remodeling
____ New construction ____ Other (specify): _____

10 Identify only the items that apply to this sale.
(Mark with an "X.")

a.	____	Fulfillment of installment contract – year contract initiated*. ____
b.	____	Sale between related individuals or corporate affiliates
c.		Transfer of less than 100 percent interest*
d.	____	Court-ordered sale
e.	____	Sale in lieu of foreclosure
f.	____	Condemnation
g.	____	Short Sale
h.	____	Bank REO (real estate owned)
i.	____	Auction sale
j.	____	Seller/buyer is a relocation company
k.	____	Seller/buyer is a financial institution or government agency
l.	____	Buyer is a real estate investment trust
m.	____	Buyer is a pension fund
n.	____	Buyer is an adjacent property owner
o.	____	Buyer is exercising an option to purchase
p.	____	Trade of property (simultaneous):
q.	____	Sale-leaseback
r.	____	Other (specify):
s.	____	Homestead exemptions on most recent tax bill:

1 General/Alternative $_____
2. Senior Citizens $_____
3. Senior Citizens Assessment Freeze
$

Step 2: Calculate the amount of transfer tax due.

Note: Round lines 11 through 17 to the next highest whole dollar. If the amount on Line 11 is over $1 million and the property's current use on Line 8 above is marked "e," "f," "g," "h," "i," or "k," complete Form PTAX-203-A, Illinois Real Estate Transfer Declaration Supplemental Form A.

11	Full actual consideration	11 $60,000.00
12a	Amount of personal property included in the purchase*	12a $
12b	Was the value of a mobile home included on Lines 11 and 12a?	12b ____ Yes ____ No
13	Subtract Line 12a from Line 11. This is the net consideration for real property.	13 $60,000.00
14	Amount for other real property transferred to the seller (in simultaneous exchange) as part of the full actual consideration on Line 11*	14 $
15	Outstanding mortgage amount to which the transferred real property remains subject*	15 $
16	If this transfer is exempt, use an "X" to identify the provision.*	16 x b ____ k ____ M
17	Subtract Lines 14 and 15 from Line 13. **This is the net consideration subject to transfer tax.**	17 $0.00
18	Divide Line 17 by 500. Round the result to the next highest whole number (e.g., 61.002 rounds to 62)	18 $120.00
19	Illinois tax stamps-multiply Line 18 by 0.50.	19 $0.00
20	County tax stamps – multiply Line 18 by 0.25.	20 $0.00
21	Add Lines 19 and 20. **This is the total amount of transfer tax due.**	21 $0.00

Step 3: Write the legal description form the deed. Write, type (minimum 10-point font required), or attach the legal description form the deed. If you prefer, submit an 81/2" x 11" copy of the extended legal description with this form. You may also use the space below to write additional parcel identifiers and lots sizes or acreage form Step 1, Line 3.

Commencing at the Northeast corner of the East 1/2 of the Northwest 1/4 of Section One (1) Township Sixteen (16) North, Range Two (2) East of the 3rd P.M., thence Westerly along the North line of the NW 1/4 of said Section One (1), 140.33 feet; thence Southerly at right angles 95.16 feet to the intersection point of the Southerly right of way line of the Illinois Central Railroad and the South right of way line of SBI Route 48 & 121, thence South 89° 17' 00" East, along the South right of way line, a distance of 158.7 feet; thence South 34° 17' 00" East, along the existing right of way line 182.23 feet to the point of beginning, thence continue South 34° 17' 00" East, a distance of 301.0 feet, thence South 55° 43' 00" West a distance of 221.54 feet to a point, thence North 34° 17' 00" West, a distance of 301.0 feet to a point, thence North 55° 43' 00" East, a distance of 221.54 feet to the point of beginning. Situated in Macon County, Illinois.

Step 4: Complete the requested information.

The buyer and seller (or their agents) hereby verify that to the best of their knowledge and belief, the full actual consideration and facts stated in this declaration are true and correct. If this transaction involves any real estate located in Cook County, the buyer and seller (or their agents) hereby verify that to the best of their knowledge, the name of the buyer shown on the deed or assignment of beneficial interest in a land trust is either a natural person, an Illinois corporation or foreign corporation authorized to do business or acquire and hold title to real estate in Illinois, a partnership authorized to do business or acquire and hold title to real estate in Illinois, or other entity recognized as a person and authorized to do business or acquire and hold title to real estate under the lows of the State of Illinois. Any person who willfully falsifies or omits any information required in this declaration shall be guilty of a Class B misdemeanor for the first offense and a Class A misdemeanor for subsequent offenses. Any person who knowingly submits a false statement concerning the identity of a grantee shall be guilty of a Class C misdemeanor for the first offense and of a Class A misdemeanor for subsequent offenses.

Seller Information (Please print.)

Decatur Cares Rescue Mission, a non-for-profit corporation
Seller's or trustee's name

Seller's trust number (if applicable)

355 W Imboden Dr — Decatur — IL — 62521
Street address (after sale) — City — State — Zip

Seller's or agent's signature

(217) 423 2452
Seller's daytime phone

Buyer Information (Please print.)

Jessie R. Bates
Buyer's or trustee's name

Buyer's trust number (if applicable)

PO Box 3332 — Decatur — IL — 62524
Street address (after sale) — City — State — Zip

Buyer's or agent's signature

(217) 620-2288
Buyer's daytime phone

Mail tax bill to:
Jessie R Bates — PO Box 3332 — Decatur — IL — 62524
Name or company — Street address — City — State — Zip

Preparer Information (Please print.)

Andrew P. Chiligiris, Attorney, Macon County Title
Preparer's and company's name

Preparer's file number (if applicable)

143 N Water Street. — Decatur. — IL — 62523
Street address — City — State — Zip

Preparer's signature

(217) 428-8080
Preparer's daytime phone

Preparer's e-mail address (if applicable)

Identify any required documents submitted with this form. (Mark with an "X.") ___ Extended legal description ___ Form PTAX-203-A
___ Itemized list of personal property ___ Form PTAX 203-B

To be completed by the Chief County Assessment Officer

1 ___ ___ ___ ___ ___ ___
County Township Class Cook-Minor Code 1 Code 2

2 Board of Review's final assessed value for the assessment year prior to the year of sale.
Land ___,___,___,___
Buildings ___,___,___,___
Total

3 Year prior to sale ____

4 Does the sale involve a mobile home assessed as real estate? __ Yes __ No

5 Comments

Illinois Department of Revenue Use

Tab Number

Excerpts from Plan Commission Meeting of February 7, 2019:

Case No. 19-04 Petition of DECATUR TRANSITIONAL HOUSING COMPLEX for a Non-Conforming Use Permit to allow for re-establishment of non-conforming Transitional Housing use in the M-2 Heavy Industrial District located at 2175 EAST PERSHING ROAD.

It was moved and seconded (Jeffery/Brinkoetter) to forward Case No. 19-04 to the City Council with a recommendation of approval as set forth in the staff report.

Mr. Dedert discussed and presented slides of the site and surrounding properties (available for viewing upon request) along with staff's approval of the petition based on the staff report distributed to the Plan Commission prior to the meeting (staff report is on file and is available for reviewing by request) with the following conditions:

1. The petitioner is required to maintain at minimum four (4) full-time and five (5) part-time employees for employment opportunities on site.
2. No additional beds or living units, nor building expansion or additions are allowed.
3. The existing building cannot allow overnight accommodation for more than fifty-three (53) occupants.
4. The petitioner is required to maintain at minimum twenty-three (23) parking stalls.

Mr. Jessie Bates, petitioner, was sworn in by Ms. Reynolds.

Mr. Bates stated he is wanting to establish the Decatur Transitional Housing Complex for the purpose of housing adult individuals that may be in housing transitional situations for social service agencies, churches and non-profit organizations and their clients. The goal is to partner with existing agencies in Decatur and central Illinois to provide emergency and short-term housing for their clients for three (3) to six (6) months. There will be a kitchen and dining area that will provide food. They also hope to hold job fairs and various programs to re-establish stability for the clients. The individuals will not come off of the street. They will have to come through an agency.

Mr. Terry Howley asked if the facility will be all male or a co-ed facility. Mr. Bates said co-ed.

There were no objectors present.

Upon call of the roll, Commission members Bruce Frantz, Terry Howley, Bruce Jeffery, Mike Peoples, Tom Brinkoetter, Kent Newton and Acting Chairman Susie Peck voted aye. Acting Chairman Peck declared the motion carried.

City Clerk

DATE: 2/20/2019

MEMO: 2019-03

TO: Honorable Mayor Julie Moore Wolfe and City Council Members

FROM: Wendy Morthland, Interim City Manager
Kim Althoff, City Clerk

SUBJECT: Resolution Approving Reappointments - Zoning Board of Appeals

SUMMARY RECOMMENDATION: Council is asked to pass the proposed Resolution approving the reappointments of Kim Aukamp and Julie Lamb to the Zoning Board of Appeals.

ATTACHMENTS:

Description	Type
Resolution Approving Reappointments - Zoning Board of Appeals	Resolution Letter

TO THE COUNCIL OF THE CITY
OF DECATUR, ILLINOIS:

Consent of the Council is hereby requested for the reappointments by the Mayor of the following named as members of the board or commission set opposite their respective names, to serve a term expiring upon the date set opposite their respective names or until their respective successors are appointed and qualified:

Kim Aukamp	Zoning Board of Appeals	9/1/2021
Julie Lamb	Zoning Board of Appeals	9/1/2021

DATED this 4th day of March, 2019.

_____
Julie Moore Wolfe, Mayor

RESOLUTION NO. R2019-_____

RESOLUTION APPROVING REAPPOINTMENTS

BE IT RESOLVED BY THE COUNCIL OF THE CITY OF DECATUR, ILLINOIS:

Section 1. That consent of the Council be, and it is hereby, given to the reappointments by the Mayor of the persons aforesaid as by said Mayor requested, which said request be, and it is hereby, received, placed on file and approved.

PRESENTED AND ADOPTED this 4th day of March, 2019.

_____
Julie Moore Wolfe, Mayor

ATTEST:

_____
City Clerk

TO THE COUNCIL OF THE CITY
OF DECATUR, ILLINOIS:

Having received your consent I hereby reappoint the named in the foregoing request by you approved as therein requested.

DATED this 4th day of March, 2019.

_____
Julie Moore Wolfe, Mayor

City Clerk

DATE: 2/20/2019

MEMO: 2019-04

TO: Mayor Julie Moore Wolfe and City Council Members

FROM: Wendy Morthland, Interim City Manager
Kim Althoff, City Clerk

SUBJECT: Resolution Approving Reappointments - Plan Commission

SUMMARY RECOMMENDATION: Council is asked to pass the proposed Resolution approving the reappointments of Kent Newton, Bill Clevenger, Bruce Frantz, Mike Peoples and Susie Peck to Plan Commission.

ATTACHMENTS:

Description	Type
Resolution Approving Reappointments	Cover Memo

TO THE COUNCIL OF THE CITY
OF DECATUR, ILLINOIS:

Consent of the Council is hereby requested for the reappointments by the Mayor of the following named as members of the board or commission set opposite their respective names, to serve a term expiring upon the date set opposite their respective names or until their respective successors are appointed and qualified:

Kent Newton	Plan Commission	4/30/19
Bill Clevenger	Plan Commission	4/30/21
Bruce Frantz	Plan Commission	4/30/21
Mike Peoples	Plan Commission	4/30/21
Susie Peck	Plan Commission	4/30/20

DATED this 4th day of March, 2019.

_____
Julie Moore Wolfe, Mayor

RESOLUTION NO. R2019-_____

RESOLUTION APPROVING REAPPOINTMENTS

BE IT RESOLVED BY THE COUNCIL OF THE CITY OF DECATUR, ILLINOIS:

Section 1. That consent of the Council be, and it is hereby, given to the reappointments by the Mayor of the persons aforesaid as by said Mayor requested, which said request be, and it is hereby, received, placed on file and approved.

PRESENTED AND ADOPTED this 4th day of March, 2019.

_____
Julie Moore Wolfe, Mayor

ATTEST:

_____
City Clerk

TO THE COUNCIL OF THE CITY
OF DECATUR, ILLINOIS:

Having received your consent I hereby reappoint the named in the foregoing request by you approved as therein requested.

DATED this 4th day of March, 2019.

_____

Julie Moore Wolfe, Mayor

City Clerk

DATE: 2/20/2019

MEMO: 2019-05

TO: Mayor Julie Moore Wolfe and City Council Members

FROM: Wendy Morthland, Interim City Manager
Kim Althoff, City Clerk

SUBJECT: Resolution Approving Reappointment - Firemen's Pension Fund Board of Trustees

SUMMARY RECOMMENDATION: Council is asked to pass the proposed Resolution approving the reappointment of Mike McGeehon to the Firemen's Pension Fund Board of Trustees.

ATTACHMENTS:

Description	Type
Resolution Approving Reappointment - Firemen's Pension Fund Board of Trustees	Resolution Letter

TO THE COUNCIL OF THE CITY
OF DECATUR, ILLINOIS:

Consent of the Council is hereby requested for the reappointment by the Mayor of the following named as a member of the board or commission set opposite his respective name, to serve a term expiring upon the date set opposite his respective name or until his respective successor is appointed and qualified:

Mike McGeehon	Firemen's Pension Fund Board of Trustees	4/17/2021

DATED this 4th day of March, 2019.

_____
Julie Moore Wolfe, Mayor

RESOLUTION NO. R2019-_____

RESOLUTION APPROVING REAPPOINTMENT

BE IT RESOLVED BY THE COUNCIL OF THE CITY OF DECATUR, ILLINOIS:

Section 1. That consent of the Council be, and it is hereby, given to the reappointment by the Mayor of the person aforesaid as by said Mayor requested, which said request be, and it is hereby, received, placed on file and approved.

PRESENTED AND ADOPTED this 4th day of March, 2019.

_____
Julie Moore Wolfe, Mayor

ATTEST:

_____
City Clerk

TO THE COUNCIL OF THE CITY
OF DECATUR, ILLINOIS:

Having received your consent I hereby reappoint the named in the foregoing request by you approved as therein requested.

DATED this 4th day of March, 2019.

_____
Julie Moore Wolfe, Mayor

MINUTES OF THE MEETING
OF THE
DECATUR CITY PLAN COMMISSION

Thursday, January 3, 2019
City Council Chamber, Decatur Civic Center

I. Call to Order and Determination of a Quorum

The January 3, 2019 meeting of the Decatur City Plan Commission was called to order at 3:00 P.M. in the City Council Chamber, Third Floor of the Decatur Civic Center, by Acting Chairman Kent Newton who determined a quorum was present.

Members Present:	Bill Clevenger, Bruce Frantz, Terry Howley, Bruce Jeffery, Kent Newton
Members Absent:	Jack Myatt, Mike Peoples Susie Peck, Tom Brinkoetter
Staff Present:	Ray Lai, Scott Dedert, John Robinson, Griffin Enyart, David Greenwell, Janet Poland

II. Approval of Minutes of the December 6, 2018 City Plan Commission Meeting

It was moved and seconded (Frantz/Jeffery) to approve the minutes of the December 6, 2018 meeting of the Decatur City Plan Commission. Motion carried with Terry Howley abstaining.

III. New Business

Case No. 19-01 Petition of SCHIMBERG PIPE COMPANY, to rezone the property located at 2110 Hubbard Avenue from M-1 Intense Commercial-Light Industrial District to Planned Development District to allow for a proposed warehouse building addition.

It was moved and seconded (Jeffery/Frantz) to forward Case No. 19-01 to the City Council with a recommendation of approval.

Mr. Ray Lai was sworn in by Mrs. Janet Poland.

Mr. Lai discussed and presented slides of the site and surrounding properties (available for viewing upon request) along with staff's recommendation for denial of the petition based on the staff report distributed to the Plan Commission prior to the meeting. (Staff report is on file and is available for reviewing by request)

Mr. Lai explained the setbacks and buffer yard requirements in the M-1 Intense Commercial-Light Industrial District and the Planned Development District.

Acting Chairman Kent Newton stated there is not a buffer yard now as there are materials all the way to the fence line. Mr. Lai said he was not sure if there was a prior agreement with the City to allow this or not.

Mrs. Mary Cave and Mr. Corey Ozier, representatives of the petitioner, were sworn in by Mrs. Poland.

Mr. Ozier stated Schimberg Pipe Company has currently maxed out all of the interior space of their building and need to expand to meet the needs of their customers. The existing building is twenty-four (24) feet tall and the expansion will match the existing roof line. The expansion is warehouse only. The site currently has an eight (8) foot buffer yard. The existing fence is eight (8) feet from the property line. Expansion to the north and the east will be the best use of the property. Mr. Ozier handed out a packet to the Commission members. (Packet is on file and is available for reviewing by request)

Mrs. Cave said the existing site is made up of two (2) lots. Lot one (1) is to the east and has the building on it. Lot two (2) was added in 2005 for an outdoor storage area. In 2005, the City approved by letter an Alternative Compliance proposal from Schimberg Company to reduce their rear yard setback from the required fifty (50) feet to eight (8) feet from the property line. Mrs. Cave discussed the pictures in the packet. Mrs. Cave stated the building expansion will cover the outdoor storage area to the north. There will also be quite a bit of landscaping. Mrs. Cave discussed the siteline exhibit included in the handout. Fast growing trees will be installed to create a better overall atheistic appearance. The owners are also willing to discuss the outdoor finishes with the residents.

Chairman Newton asked if there was any outreach to the residents about what Schimberg Company is proposing. Mr. Lai said public hearing signs were placed at visible locations.

Mrs. Nadine Williams, resident in the area, was sworn in by Mrs. Poland.

Mrs. Williams said she spike with several senior residents who could not make it to this meeting, and are concerned about the noise in the area. There are many older people who live in the area that need their quiet time. This is a residential area and people expect to live in a quiet neighborhood.

Mr. Bill Willis, Branch Manager of Schimberg Company, was sworn in by Mrs. Poland.

Mr. Willis said that most of the truck traffic is in front of their business. Trucks are almost always loaded in the front of the building and pipes are unloaded in the front and west of the building. The back of the building does have forklift traffic. The business is open from 7 AM to 4:30 PM.

Mr. Bruce Frantz asked if all the pipe storage would be interior. Mr. Willis said it will be stored outside to the west of the building.

Discussion was held on the notification of neighbors of the proposed expansion. City staff meets and goes beyond the legal requirements of notification to the surrounding neighbors.

Upon call of the roll, Commission members Bill Clevenger, Bruce Frantz and Acting Chairman Kent Newton voted aye. Commission members Terry Howley and Bruce Jeffery voted nay. Acting Chairman Newton declared the motion carried.

Mr. Ray Lai introduced Mr. Terry Howley as our newest Plan Commission member. Mr. Lai stated that Mr. Howley was a former Mayor of Decatur and welcomed him to the Plan Commission.

IV. Appearance of Citizens

No citizen expressed comments.

V. Comments and Information from Commission Members

VI. Adjournment

There being no further business, and upon the call of roll, Acting Chairman Newton declared the meeting adjourned at 3:57 P.M.

Kent Newton, Secretary, Decatur City Plan Commission

MINUTES OF THE MEETING

OF THE

DECATUR CITY PLAN COMMISSION

Thursday, December 6, 2018
City Council Chamber, Decatur Civic Center

I. Call to Order and Determination of a Quorum

The December 6, 2018 meeting of the Decatur City Plan Commission was called to order at 3:00 P.M. in the City Council Chamber, Third Floor of the Decatur Civic Center, by Acting Chairman Kent Newton who determined a quorum was present.

Members Present:	Bruce Frantz, Bruce Jeffery, Mike Peoples, Bill Clevenger, Kent Newton
Members Absent:	Jack Myatt, Susie Peck, Tom Brinkoetter
Staff Present:	Joselyn Stewart, Ray Lai, John Robinson, Griffin Enyart, David Greenwell, Kylie Reynolds, Janet Poland

II. Approval of Minutes of the November 1, 2018 City Plan Commission Meeting

It was moved and seconded (Jeffery/Frantz) to approve the minutes of the November 1, 2018 meeting of the Decatur City Plan Commission. Motion carried unanimously.

III. New Business

Case No. 18-48 Petition of HUMANE SOCIETY OF DECATUR AND MACON COUNTY, to rezone the northern half of the property located at 3373 North Woodford Street from B-2 Commercial District to M-1 Intense Commercial-Light Industrial District

Mr. Ray Lai was sworn in by Mrs. Janet Poland.

Mr. Lai discussed and presented slides of the site and surrounding properties (available for viewing upon request) along with the recommendation of staff:

The subject site located at 3373 North Woodford Street is currently zoned both B-2 Commercial District and M-1 Intense Commercial-Light Industrial District. The portion of the property proposed to be re-zoned consists of a parking lot and office space. On the southern part of the parcel which is already zoned M-1 Intense Commercial-Light Industrial District there is a commercial building on site (Humane Society of Decatur and Macon County).

The petitioner proposes to rezone the northern portion (0.46 acres) of the site from B-2 Commercial District to M-1 Intense Commercial-Light Industrial District to create a uniform zoning district for the site.

The subject site is located within a mixed-use area and rezoning to M-1 Intense Commercial-Light Industrial District should have no adverse effect on the general area or the City as a whole.

Staff recommends approval of the rezoning request.

Mr. Bruce Frantz asked if there was a reason the northern portion was being rezoned instead of the southern portion. Mr. Lai stated the surrounding properties to the east, south, and west are already zoned M-1 Intense Commercial-Light Industrial District and staff felt the M-1 zoning was a better fit for the property.

Ms. Irene Peterson, representative for the petitioner, was sworn in by Mrs. Poland.

Ms. Peterson stated when the Humane Society purchased the building over three (3) years ago they were unaware of the split zoning. They want to have everything zoned the same.

There were no questions and no objectors present.

It was moved and seconded (Jeffery/Clevenger) to forward Case No. 18-48 to the City Council with a recommendation of approval as set forth in the staff report.

Upon call of the roll, Commission members Bruce Frantz, Bruce Jeffery, Mike Peoples, Bill Clevenger, and Acting Chairman Kent Newton voted aye. Acting Chairman Newton declared the motion carried.

IV. Appearance of Citizens

No citizen expressed comments.

V. Comments and Information from Commission Members

No commission member expressed comments.

VI. Adjournment

There being no further business, and upon the call of roll, Acting Chairman Newton declared the meeting adjourned at 3:13 P.M.

Kent Newton, Secretary, Decatur City Plan Commission

MINUTES OF THE MEETING
OF THE
DECATUR CITY PLAN COMMISSION

Thursday, November 1, 2018
City Council Chamber, Decatur Civic Center

I. Call to Order and Determination of a Quorum

The November 1, 2018 meeting of the Decatur City Plan Commission was called to order at 3:00 P.M. in the City Council Chamber, Third Floor of the Decatur Civic Center, by Acting Chairman Kent Newton who determined a quorum was present.

Members Present:	Bruce Jeffery, Jack Myatt, Bill Clevenger, Bruce Frantz, Kent Newton
Members Absent:	Susie Peck, Mike Peoples, Tom Brinkoetter
Staff Present:	Joselyn Stewart, Ray Lai, John Robinson, Griffin Enyart, Scott Dedert, Kylie Reynolds, Janet Poland

II. Approval of Minutes of the October 4, 2018 City Plan Commission Meeting

It was moved and seconded (Frantz/Jeffery) to approve the minutes of the October 4, 2018 meeting of the Decatur City Plan Commission. Motion carried with Jack Myatt abstaining.

III. New Business

Case No. 18-45 **Petition of MICHAEL A. POUND, to rezone the property located at 3550 and 3612 EAST WILLIAM STREET from R-3 Single-Family Residence District to B-2 Commercial District.**

It was moved and seconded (Myatt/Jeffery) to forward Case No. 18-45 to the City Council with a recommendation of approval as set forth in the staff report.

Mrs. Joselyn Stewart was sworn in by Mrs. Janet Poland.

Mrs. Stewart discussed and presented slides of the site and surrounding properties (available for viewing upon request) along with the recommendation of staff:

The subject site located at 3550 and 3612 East William Street Road is currently zoned both R-3 Single-Family Residence District and B-2 Commercial District. The portion of the property proposed to be re-zoned consists of approximately 11,320 square feet and is currently vacant. On the southern part of the parcel which is already zoned B-2 Commercial District there is a commercial building on site (Elmer's Old Time Inn).

The petitioner proposes to rezone the northern portion (11,320 square feet) of the site from R-3 Single-Family Residence District to B-2 Commercial District to create a uniform zoning district for the site.

The subject site is located within a mixed-use area and rezoning to B-2 Commercial District should have no adverse effect on the general area or the City as a whole.

Staff recommends approval of the rezoning request.

Mr. Michael Pound, petitioner, was sworn in by Mrs. Poland.

Mr. Pound stated they are landlocked with the north lot zoned residential and the south lot commercial. They are requesting the north lot be rezoned B-2 Commercial District.

There were no questions and no objectors present.

Upon call of the roll, Commission members Bruce Jeffery, Jack Myatt, Bill Clevenger, Bruce Frantz, and Acting Chairman Kent Newton voted aye. Acting Chairman Newton declared the motion carried.

Case No. 18-46 **Petition of SAJED AND RIBHI QATTOUM, for a Conditional Use Permit in the B-1 Neighborhood Shopping District to allow for a drive-thru facility for a convenience store/pharmacy, without extended hours as defined, located at 806 SOUTH JASPER STREET**

It was moved and seconded (Frantz /Clevenger) to forward Case No. 18-46 to the City Council with a recommendation of approval as set forth in the staff report.

Mr. Scott Dedert was sworn in by Mrs. Janet Poland.

Mr. Dedert discussed and presented slides of the site and surrounding properties (available for viewing upon request) along with the recommendation of staff:

The petitioner is requesting a drive-up facility within the proposed convenience store/pharmacy at the subject site.

Staff recommends approval of the conditional use permit with the following conditions:

1. Install landscaped curb islands at the two ends of the parking row in the front of the building.
2. An alternative landscaping plan may be considered if the applicant can prove there is a "unique situation" associated with the property. Otherwise, a 13' buffer is required to the east between the property and residential use.
3. No outside speakers shall be permitted except for the drive-through facility.
4. All lights facing the east and south shall be shielded.
5. Hours of operation shall only be permitted between the hours of 5:00 AM and 10:00 PM.
6. Final site, landscaping and lighting plans shall be submitted to and approved by the Economic and Community Development Department, Public Works Department and the Fire Department prior to permits being released.

Mr. Dedert discussed the setbacks and property lines for the subject site.

Mr. Jonas Ozier and Mrs. Mary Cave, representatives for the petitioner, were sworn in by Mrs. Poland.

Mr. Ozier handed out a site plan for the subject site and stated the petitioner wants to convert the existing building into a pharmacy/convenience store. The lot to the south was purchased and the house was demolished. The parking requirements have been met and a Conditional Use Permit is needed to have a drive-thru to accommodate the pharmacy.

Mrs. Cave stated a few changes have been made to the site plan that was handed out and they also have a few issues with some of staff's recommendations that she would like to review with the Plan Commission.

Mrs. Cave said the first issue they have is to Condition 1: installing landscaped curb islands. Mrs. Cave said the lot is paved to the north and west property lines. The owner will remove pavement in order to landscape between the parking lot and the property lines. The cost to remove additional pavement and install the curb islands is an excessive expense to the property. Mrs. Cave said there is sidewalk on the north side of the building to take pedestrians safely to their vehicles. There is a six (6) foot tall barrier to the east for the required buffer yard that will also prevent any pedestrians from accessing the property from the west to the east. They propose to stripe the area east of the parking stall in order to direct vehicles that are leaving the drive-thru area away from the parking stall instead of installing a curb island. The west side of the north parking area has twenty (20) feet from the furthest west parking stall. They propose to create another striped island on the west side to direct vehicles to the drive-thru lane. They propose to stripe a pedestrian crosswalk across the parking lot and construct a small section of sidewalk over the west landscape area to join the City's right-of-way sidewalk for the safety of the customers.

Mr. Ray Lai, Director of Economic and Community Development, stated the landscape curb islands are requirements in the Zoning Ordinance. Mrs. Cave stated it is a requirement if there is more than fifteen (15) parking stalls in one (1) row. Mr. Lai stated the islands are for the protection of the vehicles as well as the pedestrians and to direct traffic.

Mrs. Cave stated they also have an issue with Condition 2: an alternative landscaping plan may be considered. Mrs. Cave said they appreciated this condition. They are proposing to grow arborvitae screening, tall evergreen trees, instead of a fence. They would like to propose this be the only landscape installed. The standard alternative is a six (6) foot fence along with other plantings.

Mrs. Cave said many times the redevelopment of a site has many challenges. B and C Television operated at this site for decades without wide enough drive isles, landscaping or the correct setbacks. They request the Commission to consider the overall positive impact this development can bring to the area.

Mr. Bruce Jeffery asked if the store would sell liquor. Mrs. Cave said there will be no liquor sold at this location. Mr. Lai said the Commission could add a condition that there will be no liquor sales at this development.

Mr. Jeffery asked if the curbed islands were a requirement in the Zoning Ordinance. Mr. Lai read Section XXVIII, Landscaping and Exterior Lighting, E.4.d. (Curb Materials). Mr. Lai stated in the winter when snow is present you will not be able to see the stipes on the parking lot directing traffic. The curbed islands would be necessary to protect the vehicles. Mrs. Cave said that Mr. Lai read the section of what the curb islands can be made of but the islands are only needed when the interior parking is more than fifteen (15) parking stalls in a row. There are only twelve (12) parking stalls.

Mr. Jeffery asked if there was anything in the Zoning Ordinance concerning the arborvitae screening instead of a six (6) foot fence. Mrs. Cave reviewed the points that would be needed for the landscaping for the site and stated the Director of Economic and Community Development has the authority to approve an alternative landscaping plan. Mr. Lai stated a combination of fencing with landscaping would be appropriate since the apartment building faces this site. There would be gaps in the trees. Staff will review the specific site plan and decide if the alternative landscaping plan would be approved.

Mr. Bill Clevenger stated the curbed islands create a long-term maintenance issue. There is no guarantee that they will be maintained in the future. The fencing also creates long-term maintenance and expense for the developer. Mr. Clevenger has driven by this site for thirty (30) years and nothing has been there for a decade. We are making it extremely difficult to develop this corner when we should be cheering for them to make this corner as developable and useable as we can.

Mr. Ribhi Qattoum was sworn in by Mrs. Poland.

Mr. Qattoum stated he and his brother purchased this property last year and would like to open up his own pharmacy. He stated most people use the drive-up for the pharmacy instead of walking inside. They are not going to have liquor and plan on having food, medical supplies and convenience store items.

Mr. David Mattingly, owner of apartment building, was sworn in by Mrs. Poland.

Mr. Mattingly has four (4) tenants in the apartment building to the east. Each front door and living room faces the proposed convenience store/pharmacy. The lights of each vehicle will shine in on each apartment. He is not opposed to the development. He does not want to have only shrubbery put up as a buffer. He would like a fence and shrubbery to protect the property and the tenants that live there.

Mrs. Cave stated the owner will put up a thirteen (13) foot buffer yard from the sidewalk that will be greenery and a solid fence. There will be no speaker at the drive-thru. Currently, there is paving all the way up to the sidewalk of the apartments. The owner will be removing thirteen (13) feet of the pavement and it will be green as well. The parking stalls on the south side of the property line will face to the south/southeast and not to the east. A solid fence will replace the arborvitae trees on the landscaping plan.

Mrs. Cave would like to request the Commission to modify the staff recommendation conditions to not require curb islands in the parking lot.

Mr. Bruce Jeffery asked how long the Conditional Use Permit is in effect. Mr. Lai stated the Conditional Use Permit is issued to the owner, not the property.

Mr. Bruce Frantz asked if there was only one (1) drive-up window. Mrs. Cave said that it correct. Mr. Quattoum stated the customer will drop off the prescription and come back at a later time to pick-up the prescription. They will not be allowed to wait.

It was moved and seconded (Frantz /Jeffery) to revise the previous motion for Case No. 18-46 to forward to the City Council with a recommendation of approval as set forth with the following conditions:

1. The developer and City staff work together on the landscaping plan to incorporate a solid fence along the east side with landscaping.
2. No outside speakers shall be permitted.
3. All lights facing the east and south shall be shielded.
4. Hours of operation shall only be permitted between the hours of 5:00 AM and 10:00 PM.
5. Final site, landscaping and lighting plans shall be submitted to and approved by the Economic and Community Development Department, Public Works Department and the Fire Department prior to permits being released.
6. No alcohol sales shall be permitted.

Upon call of the roll, Commission members Bruce Jeffery, Jack Myatt, Bill Clevenger, Bruce Frantz, and Acting Chairman Kent Newton voted aye. Acting Chairman Newton declared the motion carried.

IV. Appearance of Citizens

No citizen expressed comments.

V. Comments and Information from Commission Members

No commission member expressed comments.

VI. Adjournment

There being no further business, and upon the call of roll, Acting Chairman Newton declared the meeting adjourned at 3:59 P.M.

Kent Newton, SecretaryDecatur City Plan Commission

CIVIL SERVICE COMMISSION
OPEN SESSION
MINUTES
December 13, 2018

Pursuant to notice the Civil Service Commission of the City of Decatur met in regular session at 11:30 a.m.

PRESENT: CHAIR Tony Wilkins
COMMISSIONER Sheri Hagen
COMMISSIONER Greg Spain
COMMISSIONER Sarah Creek
SECRETARY Penny Rogers
ADMINISTRATIVE SECRETARY Sherry Beasley
ABSENT: None

Call to Order

Chair Wilkins called the meeting to order at 11:30 a.m.

Roll Call

Four out of Four Commissioners were present at the time of roll call. Chair Wilkins declared a quorum does exist to conduct and approve business.

Chair Wilkins called for Appearance of Citizens:

There was none.

The Minutes of the November 6, 2018 regular meeting were presented. Commissioner Spain moved that the November 6, 2018 regular meeting minutes be approved, with the necessary correction, seconded by Commissioner Hagen, and upon call of the roll, Commissioners Spain, Creek, Hagen, and Wilkins voted aye. Secretary Rogers declared the motion carried.

Commissioner Hagen moved to recess to Closed Session for the purpose of discussing personnel actions, seconded by Commissioner Spain, and upon call of the roll, Commissioners Creek, Spain, Hagen, and Wilkins voted aye. Secretary Rogers declared the motion carried.

Commissioner Hagen moved to return to Open Session, seconded by Commissioner Spain, and upon call of the roll, Commissioners Spain, Hagen, Creek, and Wilkins voted aye. Secretary Rogers declared the motion carried.

Chair Wilkins called for Unfinished Business:

Authorization Request to Approve Final Scores and Eligible Register for Police Patrol Officer, Commissioner Creek, moved the Authorization Request be received, placed on file, and approved, seconded by commissioner Spain, and upon call of the roll,

Commissioners Hagen, Creek, Spain, and Wilkins voted aye. Secretary Rogers declared the motion carried.

Authorization Request to Approve Final Scores and Eligible Register for Network Support Specialist, Commissioner Creek, moved the Authorization Request be received, placed on file, and approved, seconded by commissioner Spain, and upon call of the roll, Commissioners Hagen, Creek, Spain, and Wilkins voted aye. Secretary Rogers declared the motion carried.

Chair Wilkins called for New Business:

Personnel Actions

Commissioner Hagen moved that the leave of absence requests and civil service status, be received, placed on file, and approved, seconded by Commissioner Creek, and upon call of the roll, Commissioners, Spain, Creek, Hagen and Wilkins voted aye. Secretary Rogers declared the motion carried.

Chair Wilkins called for Other Business:

Due to the January meeting falling on New Year's Day, the Commissioners decided to have the meeting on January 3, 2019.

There being no other business, Commissioner Spain moved to adjourn the meeting, seconded by Commissioner Creek, and upon call of the roll, Commissioners Spain, Creek, Wilkins, and Hagen voted aye. Secretary Rogers declared the meeting adjourned at 11:45 a.m.

Respectfully Submitted,

Penny Rogers

Penny Rogers
Secretary

CIVIL SERVICE COMMISSION
OPEN SESSION
MINUTES
November 6, 2018

Pursuant to notice the Civil Service Commission of the City of Decatur met in regular session at 11:30 a.m.

PRESENT: CHAIR Tony Wilkins
COMMISSIONER Sheri Hagen
COMMISSIONER Greg Spain
SECRETARY Penny Rogers
ADMINISTRATIVE SECRETARY Sherry Beasley
ABSENT: COMMISSIONER Sarah Creek

Call to Order

Chair Wilkins called the meeting to order at 11:35 a.m.

Roll Call

Three out of Four Commissioners were present at the time of roll call. Chair Wilkins declared a quorum does exist to conduct and approve business.

Chair Wilkins called for Appearance of Citizens:

There was none.

The Minutes of the October 9, 2018 regular meeting were presented. Commissioner Spain moved that the October 9, 2018 regular meeting minutes be approved, seconded by Commissioner Hagen, and upon call of the roll, Commissioners Spain, Creek, Hagen, and Wilkins voted aye. Secretary Rogers declared the motion carried.

Commissioner Hagen moved to recess to Closed Session for the purpose of discussing personnel actions, seconded by Commissioner Spain, and upon call of the roll, Commissioners Spain, Hagen, and Wilkins voted aye. Secretary Rogers declared the motion carried.

Commissioner Hagen moved to return to Open Session, seconded by Commissioner Spain, and upon call of the roll, Commissioners Spain, Hagen, and Wilkins voted aye. Secretary Rogers declared the motion carried.

Chair Wilkins called for Unfinished Business:

Authorization Request to Approve Final Scores and Promotional Register for Crew Chief, Commissioner Spain, moved the Authorization Request be received, placed on file, and approved, seconded by commissioner Hagen, and upon call of the roll, Commissioners Hagen, Spain, and Wilkins voted aye. Secretary Rogers declared the motion carried.

Chair Wilkins called for New Business:

Authorization Request to Approve Job Announcement & Establish Eligible Register for Account Clerk II, Commissioner Hagen, moved the Authorization Request be received, placed on file, and approved, seconded by Commissioner Spain, and upon call of the roll, Commissioners Spain, Wilkins, and Hagen voted aye. Secretary Rogers declared the motion carried.

Authorization Request to Approve Job Announcement & Establish Eligible Register for Network Support Specialist, Commissioner Hagen, moved the Authorization Request be received, placed on file, and approved, seconded by Commissioner Spain, and upon call of the roll, Commissioners Spain, Hagen, and Wilkins voted aye. Secretary Rogers declared the motion carried.

Authorization Request to Approve Job Announcement & Establish Promotional Register for Fire Captain, Commissioner Spain, moved the Authorization Request be received, placed on file, and approved, seconded by Commissioner Hagen, and upon call of the roll, Commissioners Hagen, Spain and Wilkins voted aye. Secretary Rogers declared the motion carried.

Personnel Actions

Commissioner Hagen moved that the appointments, promotions, administrative leave without pay pending termination, oral reprimand, leave of absence requests, civil service status, resignation, probationary resignations, and retirement, be received, placed on file, and approved, seconded by Commissioner Spain, and upon call of the roll, Commissioners, Spain, Hagen and Wilkins voted aye. Secretary Rogers declared the motion carried.

Chair Wilkins called for Other Business:

There being no other business, Commissioner Spain moved to adjourn the meeting, seconded by Commissioner Hagen, and upon call of the roll, Commissioners Spain, Wilkins, and Hagen voted aye. Secretary Rogers declared the meeting adjourned at 11:50 a.m.

Respectfully Submitted,

Penny Rogers

Penny Rogers
Secretary

CIVIL SERVICE COMMISSION
OPEN SESSION
MINUTES
January 3, 2019

Pursuant to notice the Civil Service Commission of the City of Decatur met in regular session at 11:30 a.m.

PRESENT: CHAIR Tony Wilkins
COMMISSIONER Sheri Hagen
COMMISSIONER Greg Spain
COMMISSIONER Sarah Creek
SECRETARY Penny Rogers
ADMINISTRATIVE SECRETARY Sherry Beasley
ABSENT: None

Call to Order

Chair Wilkins called the meeting to order at 11:30 a.m.

Roll Call

Four out of Four Commissioners were present at the time of roll call. Chair Wilkins declared a quorum does exist to conduct and approve business.

Chair Wilkins called for Appearance of Citizens:

There was none.

The Minutes of the December 13, 2019 regular meeting were presented. Commissioner Spain moved that the December 13, 2019 regular meeting minutes be approved, seconded by Commissioner Hagen, and upon call of the roll, Commissioners Spain, Creek, Hagen, and Wilkins voted aye. Secretary Rogers declared the motion carried.

Commissioner Creek moved to recess to Closed Session for the purpose of discussing personnel actions, seconded by Commissioner Hagen, and upon call of the roll, Commissioners Creek, Spain, Hagen, and Wilkins voted aye. Secretary Rogers declared the motion carried.

Commissioner Spain moved to return to Open Session, seconded by Commissioner Creek, and upon call of the roll, Commissioners Spain, Hagen, Creek, and Wilkins voted aye. Secretary Rogers declared the motion carried.

Chair Wilkins called for Unfinished Business:

Authorization Request to Approve Final Scores and Eligible Register for Firefighter, Commissioner Spain, moved the Authorization Request be received, placed on file, and approved, seconded by commissioner Creek, and upon call of the roll, Commissioners Hagen, Creek, Spain, and Wilkins voted aye. Secretary Rogers declared the motion carried.

Authorization Request to Approve Final Scores and Eligible Register for Account Clerk II, Commissioner Hagen, moved the Authorization Request be received, placed on file, and approved, seconded by commissioner Creek, and upon call of the roll, Commissioners Hagen, Creek, Spain, and Wilkins voted aye. Secretary Rogers declared the motion carried.

Chair Wilkins called for New Business:

Personnel Actions

Commissioner Spain moved that the leave of absence requests and civil service status, be received, placed on file, and approved, seconded by Commissioner Creek, and upon call of the roll, Commissioners, Spain, Creek, Hagen and Wilkins voted aye. Secretary Rogers declared the motion carried.

Chair Wilkins called for Other Business:

Secretary Rogers stated that the Commission needs a fifth Commissioner. The person has to live within the corporate limits of the City of Decatur and should have a Human Resources or supervisory background.

There being no other business, Commissioner Hagen moved to adjourn the meeting, seconded by Commissioner Creek, and upon call of the roll, Commissioners Spain, Creek, Wilkins, and Hagen voted aye. Secretary Rogers declared the meeting adjourned at 11:55 a.m.

Respectfully Submitted,

Penny Rogers

Penny Rogers
Secretary

MINUTES OF THE MEETING

OF THE

HISTORICAL AND ARCHITECTURAL SITES COMMISSION

Wednesday, February 21, 2018, 4:00 P.M.
City Council Chamber, Decatur Civic Center

The February 21, 2018 meeting of the Historical and Architectural Sites Commission was called to order by Chairman Hank Norris, in the City Council Chamber, Third Floor of the Decatur Civic Center, at 4:05 P.M., who determined a quorum was not present.

Members Present: Pat Penhallegon, Jefferson Hunt, John Larcher, Hank Norris, Becky Damptz,

Members Absent: Bob Luther, Eric Bramer, Mike Couch,

Staff Present: Ray Lai, Tim Dudley

Treasurer's Report

Mr. Tim Dudley stated a check was written for $225 for booth space at the Lawn & Garden show. The remaining is a balance of $3,275.

Appearance of Citizens

Ms. Parana Apals stated she purchased the house of 942 West William Street about three (3) years ago. She had several questions and Mr. Tim Dudley stated he will get in contact with her.

New Business

Mr. Hank Norris stated he was stepping down as Chairman. Mr. Dudley thanked Mr. Norris for his years of service and said that Mr. Mike Couch has agreed to be Chairman which will be made official at the next meeting.

Mr. Dudley stated the membership dues for Heritage Network will need to be voted on at the next meeting due to the lack of a quorum. The Commission members discussed the Heritage Network.

Old Business

Mr. Dudley stated HASC will have a booth at the Home, Lawn and Garden Expo which will be held from 10 A.M. to 5 P.M. on Saturday, March 10th. This will be an informational booth with handouts. A schedule of two (2) hour shifts is available for anyone who would like to work.

Other Business

None

The next meeting will be held on March 21, 2018 at 4 P.M.

There being no further business, meeting adjourned at 4:17 P.M.

MINUTES OF THE MEETING

OF THE

HISTORICAL AND ARCHITECTURAL SITES COMMISSION

Wednesday, January 17, 2018, 4:00 P.M.
City Council Chamber, Decatur Civic Center

The January 17, 2018 meeting of the Historical and Architectural Sites Commission was called to order by Chairman Hank Norris, in the City Council Chamber, Third Floor of the Decatur Civic Center, at 4:05 P.M., who determined a quorum was present.

Members Present:	Eric Bramer, Mike Couch, Becky Damptz, Bob Luther, Pat Penhallegon, Hank Norris
Members Absent:	Jeff Hunt, John Larcher
Staff Present:	Ray Lai, Tim Dudley, Janet Poland

Secretary's Report

It was moved and seconded (Penhallegon/Couch) to approve the minutes of the March 15, 2017 meeting of the Historical and Architectural Sites Commission as presented. Motion carried unanimously.

Treasurer's Report

Mr. Tim Dudley stated that HASC has a budget of $3,500 for 2018.

Appearance of Citizens

None present

New Business

None

Old Business

None

Other Business

Old House Workshop - Mr. Dudley stated the Home, Lawn and Garden Expo will be held March 10-11, 2018 at the Civic Center. HASC will have a booth on Saturday, March 10th. There was a special price quoted of $225 for renting the booth space and a motion for approval is needed to pay this fee.

It was moved and seconded (Penhallegon/Bramer) to approve the payment of $225 for the booth fee for the Home, Lawn and Garden Expo. Motion carried unanimously.

Discussion was held on what the HASC booth would consist of for the Expo. Items mentioned included a large-scale map showing both local and national historic areas in the City, a Certificate of Appropriateness brochure explaining the application process, Decatur west end walking tour pamphlets and some type of presentation will be held. Mr. Dudley said he will have a sign-up sheet available at the February meeting.

Mr. Dudley stated HASC is short three (3) members and to get in touch with him if you know of anyone who would be interested in serving. These positions are appointed by the Mayor.

There being no further business, it was moved and seconded (Couch/Luther) to adjourn the meeting. Motion carried unanimously. Chairman Hank Norris declared the meeting adjourned at 4:19 P.M.

MINUTES OF THE MEETING
OF THE
DECATUR ZONING BOARD OF APPEALS

Thursday, January 31, 2019, 3:00 P.M.
City Council Chamber, Decatur Civic Center

I. Call to Order and Determination of a Quorum

The January 31, 2019 meeting of the Decatur Zoning Board of Appeals was called to order at 3:00 P.M. in the City Council Chamber, Third Floor of the Decatur Civic Center, by Acting Chairman Chris Harrison who determined a quorum was present.

Members Present: Kim Aukamp, Robert Brice, Chris Brodnicki, Julie Gahwiler, Zane Peterson, Chris Harrison

Members Absent: Leslie Risby

Staff Present: Ray Lai, Scott Dedert, Amy Waks, Kylie Reynolds, Janet Poland

II. Approval of Minutes: September 13, 2018

It was moved and seconded (Peterson/Brice) to approve the minutes of the September 13, 2018 meeting of the Zoning Board of Appeals. Motion carried unanimously.

III. Approval of Minutes: November 5, 2018

It was moved and seconded (Aukamp/Gahwiler) to approve the minutes of the November 5, 2018 meeting of the Zoning Board of Appeals. Motion carried unanimously.

IV. Approval of Minutes: January 10, 2019

It was moved and seconded (Peterson/Gahwiler) to approve the minutes of the January 10, 2019 meeting of the Zoning Board of Appeals. Motion carried unanimously.

V. New Business

Case No. 18-04 Petition of DAN BYARD, for a variance from the provisions of the Zoning Ordinance (Ordinance #3512, as amended, Sections VI.C.4. and VI.C.5.) to reduce the minimum front yard setback from twenty-five feet (25) to twenty-two (22) feet, and reduce the side yard setback from eight (8) feet to six (6) feet along the west property line to allow for the construction of two additions to the existing single-family residence at 1997 WEST MAIN STREET in the R-2 Single-Family Residence District.

Mr. Scott Dedert was sworn in by Mrs. Janet Poland.

Mr. Dedert discussed and presented slides of the site and surrounding properties (available for viewing upon request) along with staff's recommendation for denial of the side yard setback request

and its recommendation of approval of the front yard variance, based on the staff report distributed to the Zoning Board of Appeals prior to the meeting, subject to the following condition:

1. Before construction takes place, building permits to be obtained from the Department of Economic and Community Development and the Department of Public Works, as applicable.

(Staff report is on file and is available for reviewing by request)

Mr. Dan Byard, petitioner, was sworn in by Mrs. Poland.

Mr. Byard stated the addition on the east side of the house is to allow for a larger area for their recreational room. The addition on the west side of the house is to gain a couple of extra feet for a proposed garage addition since their daughter will soon be getting her license and the existing garage does not adequately hold two (2) vehicles. They do not want to attach the garage to the house as they would lose a significant amount of light in the kitchen.

There were no questions and no objectors present.

It was moved and seconded (Brodnicki/Brice) to approve Cal. No. 18-04 as both variances were presented.

Upon call of the roll, Commission members Kim Aukamp, Robert Brice, Chris Brodnicki, Julie Gahwiler, Zane Peterson and Acting Chairman Chris Harrison voted aye. Acting Chairman Harrison declared the motion carried.

Case No. 18-06 Petition of SOUTH SHORES CHRISTIAN CHURCH, for a variance from the provisions of the Zoning Ordinance (Ordinance #3512 as amended, Section XXV.B.2. and XXV.B.9.b.) to reduce the required setback line of an Electronic Message Unit from a residential district/use from 100 feet to 84 feet from the south property line, from 100 feet to 80 feet from the east property line, and from 100 feet to 74 feet from the north property line to allow for the construction of a sign with an electronic message unit for the existing church at 130 BRISTOL DRIVE in the R-3 Single-Family Residence District.

Mr. Dedert discussed and presented slides of the site and surrounding properties (available for viewing upon request) along with staff's denial of the petition based on the staff report distributed to the Zoning Board of Appeals prior to the meeting. (Staff report is on file and is available for reviewing by request)

Acting Chairman Chris Harrison asked if the electronic message unit (EMU) will replace the existing sign. Mr. Dedert said yes.

Mr. Jason Tompkins, representative for the petitioner, was sworn in by Mrs. Poland.

Mr. Tompkins stated this is a unique case in the fact that the sign is landlocked with respect for expansion of an LED or a message unit. No matter which direction they go they run into a residential property line. The church would like to be able to control the sign from a nice warm office instead of trying to change letters in the cold. The Zoning Ordinance dictates that the sign must shut off at 11 P.M. The lighting automatically adjusts for daytime and nighttime. It is not as bright in the evening. This is just electronic means to get a message out versus doing it manually. If the sign is moved to another location it cannot be seen from the road.

Ms. Gahwiler asked if the sign automatically shuts off at 11 P.M. Mr Tompkins said it would be controlled by software that comes with the sign.

Ms. Kim Aukamp asked if the electronic message unit would be simply letters scrolling across the screen. Mr. Tompkins stated the church is using a full color unit that is a static graphic in the software. A message cannot change any faster than every six (6) seconds. Their clients are trained on the software and are made aware of the Zoning Ordinance requirements.

There were no objectors present.

It was moved and seconded (Gahwiler/Aukamp) to approve Cal. No. 18-06 as the petition was presented.

Upon call of the roll, Commission members Kim Aukamp, Julie Gahwiler, Zane Peterson and Acting Chairman Chris Harrison voted aye. Robert Brice and Chris Brodnicki voted nay. Acting Chairman Harrison declared the motion carried.

Case No. 18-07 Petition of Ribhi & Sajed Qattoum, for a variance in the provisions of the Zoning Ordinance (Ordinance #3512 as amended, Section XXX.B.4. and Section XXX.B.7.) to a) reduce front yard parking setback from fifteen (15) to zero (0) feet along North Jasper Street and East Prairie Avenue, and b) reduce the required number of parking stalls from twenty-four (24) to twenty-one (21) for a proposed restaurant at 1154 East Prairie Avenue. Said premise zoned B-1 Neighborhood Shopping District.

Mr. Dedert discussed and presented slides of the site and surrounding properties (available for viewing upon request) along with staff's recommendation for approval of the petition, based on the staff report distributed to the Zoning Board of Appeals prior to the meeting, subject to the following conditions:

1. Install bollards every three (3) feet center line on site next to the curb islands located on North Jasper Street and on East Prairie Street.
2. Before construction takes place, building permits to be obtained from the Department of Economic and Community Development and the Department of Public Works, as applicable.

(Staff report is on file and is available for reviewing by request)

Mr. Jonas Ozier, representative for the petitioner, was sworn in by Mrs. Poland.

Mr. Ozier stated the developer is trying to redevelop the area and is bringing a restaurant in. The variance is requested to reduce the setback for parking. They have no objection to the bollards.

There were no questions and no objectors present.

It was moved and seconded (Peterson/Gahwiler) to approve Cal. No. 18-07 as recommended by staff.

Upon call of the roll, Commission members Kim Aukamp, Robert Brice, Chris Brodnicki, Julie Gahwiler, Zane Peterson and Acting Chairman Chris Harrison voted aye. Acting Chairman Harrison declared the motion carried.

Case No. 18-08 Petition of SPEED LUBE 10 MINUTE OIL CHANGE SHOPS, for a variance from the provisions of the Zoning Ordinance (Ordinance #3512, as amended, Section XVI.C.3.) to reduce the minimum front yard setback from twenty-five feet (25) to eighteen (18) feet to allow for the construction of an Automobile Repair and Service, major or minor facility at 928 EAST ELDORADO STREET in the M-1 Intense Commercial – Light Industrial District.

Mr. Dedert discussed and presented slides of the site and surrounding properties (available for viewing upon request) along with staff's approval of the petition based on the staff report distributed to the Zoning Board of Appeals prior to the meeting. (Staff report is on file and is available for reviewing by request)

Ms. Aukamp asked if the current building would remain. Mr. Dedert said yes.

Mr. Corey Hosier, representative for the petitioner, was sworn in by Mrs. Poland.

Mr. Hosier stated they are expanding for more space and the setback is comparable with others on the street. It will not deter from the character of the development. They will have appropriate landscaping and will be consistent with their other buildings.

There were no questions and no objectors present.

It was moved and seconded (Brodnicki/Aukamp) to approve Cal. No. 18-08 as recommended by staff.

Upon call of the roll, Commission members Kim Aukamp, Robert Brice, Chris Brodnicki, Julie Gahwiler, Zane Peterson and Acting Chairman Chris Harrison voted aye. Acting Chairman Harrison declared the motion carried.

VI. Appearance of Citizens

No citizen expressed comments.

VII. Comments and Information from Commission Members

No commission member expressed comments.

VIII. Adjournment

There being no further business, it was moved and seconded (Gahwiler/Peterson) to adjourn the meeting. Motion carried unanimously. Acting Chairman Harrison declared the meeting adjourned at 3:40 P.M.

SUBJECT: Study Session, Procurement of New Buses for Decatur Public Transit System

ATTACHMENTS:

Description	Type
Council Memo 2019-10	Cover Memo
Power Point Presentation	Presentation
Heavy Duty and Medium Duty Transit Bus Analysis	Backup Material

ECONOMIC AND COMMUNITY DEVELOPMENT MEMORANDUM

No. 19-10

March 4, 2019

TO: Honorable Mayor Julie Moore-Wolfe and City Council Members

FROM: Wendy Morthland, Interim City Manager
Raymond Lai, Director of Economic and Community Development
John Williams, Mass Transit Administrator

SUBJECT: Bus Procurement for Decatur Public Transit

RECOMMENDATION: Purchase of fourteen new replacement buses

BACKGROUND: Staff is bringing forth this study session to provide the Mayor and Council members current background information on the replacement of Decatur Public Transit's fleet that is out of their useful life, type of buses being recommended for replacement, opportunity to participate in a Master Purchasing Agreement and funding to pay for the purchasing of the replacement buses.

Of the current fleet of nineteen buses and two trolleys, thirteen were purchased in 2001 and are beyond their useful life of 12 years. Of these, one suffered burn damage in 2016. Additionally, a bus purchased in 2009 also suffered burn damage in 2018 and will need to be replaced. The Federal Transit Administration still maintains an interest in the 2009 bus in the amount of $109, 989.00. At the time of the fire, there was five and a half years of useful life remaining on that vehicle. The FTA paid 80% of the purchasing cost of that bus. Although the bus had burned, it is still considered to not be beyond the useful life; therefore, the City of Decatur still owes the FTA the amount above. The buses are only insured for liability. The bus could have stayed on property for the five and a half years and we would not have had to pay back any money. Yet, we needed space after cannibalizing the bus and sought permission for disposal. We received approval from the FTA to dispose of the bus with the condition that the Federal government will maintain their interest in any new bus purchase of a similar vehicle. We also have four more buses that will reach their anticipated useful life in 2021.

We then had to decide what type of bus would best fit the need for the transit system operation. Internally, the maintenance manager felt anything less than a heavy - duty bus will not be able to handle the wear and tear that is placed on the vehicles. Each bus averages around 200 miles per day. The structural integrity of a heavy – duty bus would provide more durability and safety. The 30ft heavy- duty bus is the smallest large bus that we can purchase that would fit our operational need. We also reached out to other transit systems that have utilized medium - duty high floor buses and have not had positive responses. Smaller medium sized buses also come with lifts, which increases the dwell times to load a passenger which can cause connectivity issues. We transport between 600

and 1,000 wheel chair trips per month. The useful life of heavy-duty buses is much longer than medium duty buses. If we purchased medium duty smaller busses, we would likely have to look for funding to replace them sooner and funding opportunities are very competitive. We also looked at research conducted by other agencies and sources, which included the FTA, National Transit Data Base, Transit Cooperative Research Program, American Public Transportation and Parsons Brinckerhoff, a highly respected consultant in the transit industry, which also contributed to our recommendation.

We propose immediately replacing fourteen 30 ft. low-floor, heavy-duty buses with similar 30 ft. heavy-duty buses manufactured by Gillig. In researching purchase options, we came across a Master Purchasing Agreement between the State of Virginia and Gillig, authorizing government entities such as the City of Decatur to purchase Gillig buses at a lower price than Decatur could negotiate on its own. Decatur's participation in the Master Purchasing Agreement has been approved tentatively by the State of Virginia and Gillig. Additionally, the Federal Transit Administration confirms that Decatur's participation in this agreement is acceptable. Under the Master Purchasing Agreement, purchase prices for buses increase annually. Delivery of the fourteen new replacement buses is expected for late fall of 2020, if the purchase agreement is approved by the City Council later this month.

Participation in the Master Purchasing Agreement will also allow Decatur the option of purchasing additional four buses at this year's scheduled prices. If Decatur exercises this option, replacement buses should be on our property by the time the anticipated useful life of the buses currently in service is complete in 2021.

The City of Decatur received funding to purchase new buses from a 2014 State Capital grant of $2.97 million and a Federal Grant of $4.62 million. No local funds will be used for these purchases The State and Federal funds are available until 2024 and 2021 respectively, when they lapse and are no longer available.

POTENTIAL OBJECTIONS: Staff is not aware of objections.

INPUT FROM OTHER SOURCES: None

STAFF REFERENCE: Should the City Council have any questions, they may contact Ray Lai at 424-2727 or rlai@decaturil.gov; or John Williams at 424-3552 or jwilliams@decaturil.gov;

BUDGET/TIME IMPLICATIONS: Four to five percent price increase per bus after April 30th 2019

Procurement of new buses for Decatur Public Transit System

Fleet information

- Gillig (12) 30ft. 2001's; (3) 30ft. 2009's; (4) 35 ft. 2010's and (2) 2001 trolleys.
- Twelve 2001 buses past their useful life, one burned in 2016.
- Useful life of 30ft. heavy - duty buses = 12 years. Thirteen buses were placed in service in 2001.
- Currently the majority of the 2001's have close to 800,000 miles on them.
- Useful life miles for this type of bus is 500,000 miles.
- One 2009 Gillig bus suffered burn damage and still has Federal interest in the bus due to the remaining useful life at time of incident.
- The remaining interest is $109,989.00. Replacement must be a similar vehicle.
- Four 2009 buses will be at their useful life in 2021
- Major mechanical issues, not including transmission replacement… (4) engines in 2001's (1) in 2009's and (2) in 2010's.

Transit Ridership by Route

DPTS ROUTE BY ROUTE RIDERSHIP 2018 - 2019

	July	August	September	October	November	December	January	February	March	April	May	June	Total	Average	Ranking	Avg. per day
MLK	10,237	12,828	12,278	13,502	11,162	10,289	9,983						80,279	11,468	3	1,056
AIRPORT	4,007	4,851	4,708	5,222	5,016	4,712	4,629						33,145	4,735	8	436
MONROE 21	6,246	7,078	5,292	6,047	4,900	4,555	4,452						38,570	5,510	6	508
MONROE 21C	4,012	4,791	5,099	5,997	4,993	4,388	4,606						33,886	4,841	9	446
ST. MARY'S	7,377	11,434	12,350	13,858	11,879	10,411	13,616						80,925	11,561	4	1,065
W.GRAND	3,104	3,746	3,320	3,983	3,521	3,253	3,215						24,142	3,449	11	318
S.SHORES	1,577	1,745	1,775	1,890	1,717	1,599	1,359						11,662	1,666	15	153
E. GRAND	3,321	4,285	4,303	5,046	4,217	3,571	4,064						28,807	4,115	10	379
JASPER	7,883	9,936	8,365	9,564	7,871	7,597	7,891						59,107	8,444	5	778
W.MAIN	2,353	3,110	2,946	3,161	2,614	2,549	2,480						19,213	2,745	12	253
ENTERPRISE	1,493	1,834	1,655	1,935	1,627	1,605	1,366						11,515	1,645	16	152
WATER	14,923	16,883	14,922	17,562	15,572	15,615	14,142						109,619	15,660	1	1,442
OAKLAND	2,056	2,558	2,189	2,486	2,209	1,938	1,923						15,359	2,194	14	202
DECATUR RT	9,919	11,481	9,983	11,056	9,896	9,036	8,655						70,026	10,004	2	921
L.BRIDGE	3,873	5,082	4,784	5,391	4,864	4,712	5,001						33,707	4,815	7	444
D. TROLLEY	1,792	1,425	1,650	2,518	2,111	2,482	2,329						14,307	2,044	13	188
Celebration	-	2,136											2,136	1,068		
TOTAL	84,173	105,203	95,619	109,218	94,169	88,312	89,711	-	-	-	-	-	666,405			

How do we fund the purchase of replacement vehicles?

State and Federal Funding

- 100% Grant Funded
  - No local funds used.
- 2014 State Capital Grant - 5 years remaining to expend funds
  - $2.97 million dollars.
- Competitive Federal Grant - 5339 Bus and Bus facilities – 3 years remaining to expend funds after apportionment.
  - $4.662 million dollars
  - State Capital grant, utilized as the local match
- Total funding = $ 7.632 million dollars

How many buses purchasing

- Looking to replace 14 buses initially
  - (12) 2001 Gillig buses out of useful life
    - Additionally, 2001 and 2009 buses that burned.
  - (4) 2009's will be out at its useful life in 2021. Seeking to replace those
  - Budget of $424,000 per bus

Type of buses seeking to purchase

- 30 ft. low floor heavy duty vehicles
  - Longer useful life 12 years
  - Smallest low floor, large heavy duty vehicle

Base cost of a Heavy duty bus without options

- 30 ft. heavy duty bus/ $403,000.00
- 35 ft. electric bus/$791,289.00
  - Not applicable to 30ft. buses
  - Batteries cost: $70 to 90,000. 00 each, replacement every 6 years
- Diesel hybrid/$739,705

Bus Analysis of Heavy and Medium Duty Buses

- https://www.slideshare.net/fairfaxcounty/heavy-duty-and-medium-duty-transit-bus-analysis

Purchasing off Virginia Contract (Piggy Backing)

- State and Federal concurrence
- Replacing 14 with option to purchase 4 additional.
- Base price without options: $377,517 per bus
- Procured by City: contract base price $403,000 per bus.
  - $29,500 savings per bus
- Buses built and delivered on property in late 2020
  - If ordered by April 2019

* Please see attachments

Questions

Prepared by John Williams

References

- https://www.arb.ca.gov/msprog/bus/tco_assumptions.xlsx
- Chad Engle, Gillig Corporation. Ph. 510.362.6916 or email Chad Engel <Chad.Engel@gillig.com>
- Sanjay Bhatt, Kitsap Transit PIO 360-824-4926, sanjayb@kitsaptransit.com

Heavy Duty and Medium Duty Transit Bus Analysis

Board Transportation Committee
July 19, 2016

Fairfax County Department of Transportation
Presented by Kris Miller & Jose Pineda

Introduction

- In response to a Board request, the Transit Services Division (TSD) has conducted a comparison of life cycle costs for Heavy duty vs. Medium duty Transit Buses.
- Analysis was conducted in consultation with Parsons Brinckerhoff (PB). Key resources utilized include:
  - Transit Cooperative Research Program (TCRP)
  - Federal Transit Administration (FTA)
  - National Transit Database (NTD)
  - American Public Transportation Association (APTA)
- The presentation provides a comparative analysis of heavy-duty 12-year, heavy-duty body-on-chassis 10-year, and medium-duty body-on-chassis 7-year buses available for procurement and use in the U.S. transit industry.

Bus Types

- Transit bus fleets in the U.S. are dominated by heavy-duty buses with 12-year life cycles. Most transportation agencies maintain vehicles for 15 years.

- An estimated 70,000 vehicles, (approx.: 78 percent) of the industry, uses 12-year heavy duty vehicles.

- Approximately 5 percent use 10 or 7-year vehicles, with the remaining

Bus Type	Year/Miles	Applicable Service
Heavy-Duty Large	12 years or 500,000 miles	Fairfax Connector, Metrobus
Heavy-Duty Small	10 years or 350,000 miles	Private Shuttle, GMU shuttle
Medium-Duty or Purpose Built	7 years or 200,000	Fastran, Paratransit service, hotel shuttles

Bus Types

Photo of New Flyer Excelsior, Heavy-duty 12 year bus



Photo of Glaval Legacy, Heavy-duty 10 year bus



Photo of Glaval Universal, Medium-duty 7 year bus

Bus Types cont.

Heavy-Duty 12-year Transit Buses: Fairfax Connector, Metrobus

- Buses must meet all Federal Bus Testing Requirements (FBTR), including Altoona bus testing facility for the category of 12-year/500,000 miles.
- Buses are fully compliant with the Americans with Disability Act (ADA) requirements.
- Buses are designed to provide line haul transit service where passengers are picked up and discharged on a block to block basis.
- Buses are also designed for express services.

Bus Types cont.

Heavy-Duty 10-year Transit Bus: GMU shuttle, Private Shuttles

- Buses must meet all FBTR, including bus testing at the Altoona bus testing facility for the category of 10-years/350,000 miles.
- Buses are fully compliant with ADA requirements.
- Buses are typically used for services with lower ridership.
- In many instances, this bus type is used in rural settings.

Bus Types cont.

Medium-Duty 7-year Transit Bus: Fastran, Paratransit services

- These buses must meet all FBTR, including bus testing at the Altoona bus testing facility for the category of 7-year/200,000 miles.
- Buses are fully compliant with ADA requirements.
- Buses are designed and intended to be used for demand response operation.

Bus Manufacturing Process

- Heavy-duty 12-year buses are built to buyer specification, only upon order
- Transit properties provide for on-site bus inspectors during the manufacturing process for Heavy-duty buses, to verify the bus is built per specifications
- Heavy-duty 12-year buses have a monocoque construction design. This type of construction uses a structural approach in which the body is integral with the chassis and improves safety, ride quality, and reduces overall vehicle weight
- Heavy-duty 12-year buses are low floor design and use a ramp vs. lift for easy ADA access and reliability



Buses in-build phases at manufacturing plant



Bus Manufacturing Process cont.

- Heavy-duty 10-year and Medium-duty 7-year buses are built prior to purchase to manufacturer specification, buy as is.
- Heavy-duty 10-year and Medium-duty 7-year buses are built by a manufacturer and distributed by dealers.
- Heavy-duty 10-year and Medium-duty 7-year buses are typically built as a truck on chassis design.
- Heavy-duty 10-year and Medium-duty 7-year buses are typically built with a high floor design that requires lifts to comply with ADA. These lifts pose significant cost and maintenance challenges.

- Fairfax Connector uses various bus sizes
- Depending on route type (feeder, circulator, neighborhood collector, line haul or express) and configuration of streets

NF Excelsior

Orion VII

New Flyer

Fairfax Connector Fleet

Bus Year	Manufacturer	Life Cycle	Seating	Length	Number in fleet
2007	New Flyer	12 year bus	39	40 foot	52
2007	New Flyer	12 year bus	30	35 foot	16
2008	Orion VII	12 year bus	25	30 foot	26
2009	New Flyer	12 year bus	39	40 foot	45
2010	Excelsior NF	12 year bus	39	40 foot	31
2011	Excelsior NF	12 year bus	39	40 foot	37
2012	Excelsior NF	12 year bus	39	40 foot	20
2012	Excelsior NF	12 year bus	31	35 foot	15
2013	Excelsior NF	12 year bus	39	40 foot	19
2014	Excelsior NF	12 year bus	31	35 foot	17
2015	Excelsior NF	12 year bus	39	40 foot	5
2015	Excelsior NF	12 year bus	31	35 foot	12

Maintenance Training

- A significant cost of maintaining a commercial bus fleet is hiring and training a technical work force.
- The heavy-duty 12-year bus manufacturers have in-house training departments and typically provide training on major bus systems as part of bus purchases.
- Reduces costs of purchased training from major component suppliers, and helps engineer the development of in-house training programs.
- Heavy-duty 10-year, and Medium-duty 7-year vehicles traditionally do not offer training in the purchase of the bus.
- Fairfax Connector Maintenance Department conducts over 3,000 hours of classroom training each year.

County of Fairfax, Virginia

Life Cycle Costs

Manufacturer	NF	El Dorado	NF Excelsior
Life cycle years	12 year	7 year	15 Year
Life cycle miles	500,000	200,000	600,000
**Purchase cost	$455,000	$155,172	$495,000
Purchase price per year	$41,250	$31,034	$33,000
Capital cost per mile	$0.91	$0.78	$0.83
***Operating cost per mile	$0.18	$0.71	$0.18
Total cost per mile	$1.09	$1.49	$1.01
***Annual total cost	$43,600	$59,600	$44,801

** Cost per bus calculated in 2015 dollars. Excludes; Revenue collection equipment, Radio, IT equipment.
***Costs exclude fuel and tires and employee wages.
***The Fairfax Connector used available data for medium duty buses operated by the Connector in FY 2010. Higher cost to maintain due to component wear, higher maintenance and inventory costs, and training.

Conclusions

- Fixed route transit fleets are dominated by heavy duty 12 year vehicles.
- Modifications for bus-on-chassis designs can create maintainability issues.
- Agencies planning to use 7 or 10 year buses must carefully consider the duty cycle and segregating maintenance activities.
- These bus types are not designed or tested to take the place of heavy duty buses and will not perform efficiently when used outside of their intended duty cycle.
- Past Fairfax Connector experience with medium duty buses resulted in higher maintenance costs and poor reliability.
- Fairfax Connector will continue to evaluate uses for various bus lengths in accordance with service demand and route types
- Opportunities to use medium duty buses may exist with future route concepts such as flex routes

Questions?



Appendix

Bus Procurement

FCDOT purchases buses using an Invitation for Bid (IFB) process.

- FCDOT utilizes a technical consultant, Parson Brinkerhoff, to assist with writing of vehicle specifications to help ensure they meet standards
- Evaluate new technologies in the transit industry, such as hybrids, electrical components, and ITS equipment
- Analyze performance trends in current fleet for improvement
- Payment milestones, 3 payments:
  - 25% upon frame completion
  - 25% upon shipment to FCDOT
  - 50% upon acceptance by FCDOT

Bus Procurement cont.

FCDOT uses a two step process, the first step is a review of the performance requirements and standard of a bus to include:

- Must meet the Altoona standards for a Heavy-duty large bus
- 15 year bus anticipated life cycle
- Ensure full ADA accessibility
- Low-floor, to provide ease of boarding/alighting for passengers
- Two passenger doors available, to provide lower dwell times and passenger flexibility
- Training

If a bus meets these minimum standards then the contract is awarded to the lowest bidder.

Bus Performance and Testing

Altoona performance test is used in the transit industry to evaluate bus durability. A bus is rated on the amount of unscheduled issues experienced during testing. Nine tests are performed on each bus:

- **Safety -** The objective of this test is to determine handling and stability characteristics of the bus by measuring the forward speed through a double lane change, obstacle avoidance course
- **Structural Integrity & Durability -** There are seven procedures that comprise this testing sequence: shakedown, Distortion, Static Tow, Dynamic Tow, Jacking, Hoisting, and Durability.
- **Reliability -** The objective of this test is to evaluate the reliability of the bus by documenting unscheduled breakdowns, repairs, down time, and repair time that occur during testing

Bus Performance and Testing, cont.

- **Performance -** There are two tests that comprise the performance test sequence: Gradeability and Brake Performance.
- **Maintainability -** There are three procedures that comprise this test sequence: Accessibility of Components and Subsystems; Servicing, Preventive Maintenance, and Repair Maintenance; and Replacement and/or Repair of Selected Subsystems.
- **Noise -** There are two procedures that comprise this test sequence: Interior Noise and Exterior Noise.
- **Fuel Economy -** The objective of this test is to provide accurate comparable fuel consumption data on transit buses produced by different manufacturers.
- **Emissions -** The objective of this test is to provide emissions data for transit buses produced by different manufacturers while operating the vehicle over a simulated transit duty cycle. The results of this test may be used by transit operators for making relative comparisons between buses.

SUBJECT: Study Session, Decatur Public Library Parking Lot Improvements

ATTACHMENTS:

Description	Type
Resolution of the Decatur Public Library Board of Library Trustees	Backup Material
Powerpoint presentation	Presentation

DECATUR PUBLIC LIBRARY

RESOLUTION OF THE DECATUR PUBLIC LIBRARY BOARD OF LIBRARY TRUSTEES CONCERNING PLANS FOR LIBRARY PARKING LOT

WHEREAS Decatur Public Library Board of Trustees ("Trustees") desire to adopt a certain plan for the reconstruction of the library's parking lot area ("plan") which is attached hereto as **Exhibit A**.

BE IT RESOLVED by the Trustees that the Decatur Public Library Board of Trustees urges the Decatur City Council to authorize and execute as much of the plan as is possible, as soon as possible.

PASSED AND APPROVED by Decatur Public Library Board of Trustees this 21st day of February, 2019.

Ayes: 7

Nays: 0

Absent: 2

Donna L. Williams

Secretary, Decatur Public Library Board of Trustees

APPROVED:

Mark W. Sorensen

President, Decatur Public Library Board of Trustees

Concept Plan 1A

Decatur Public Library

Total Parking Count

- 240 parking spaces (including 7 handicap spaces)
- 196 spaces west of entry drive / 44 spaces east of entry drive

Total Parking Count - Adjacent Streets

- 70 parking spaces (including handicap spaces)
- 40 spaces on south side of Prairie St. / 30 spaces on north side of Main St.

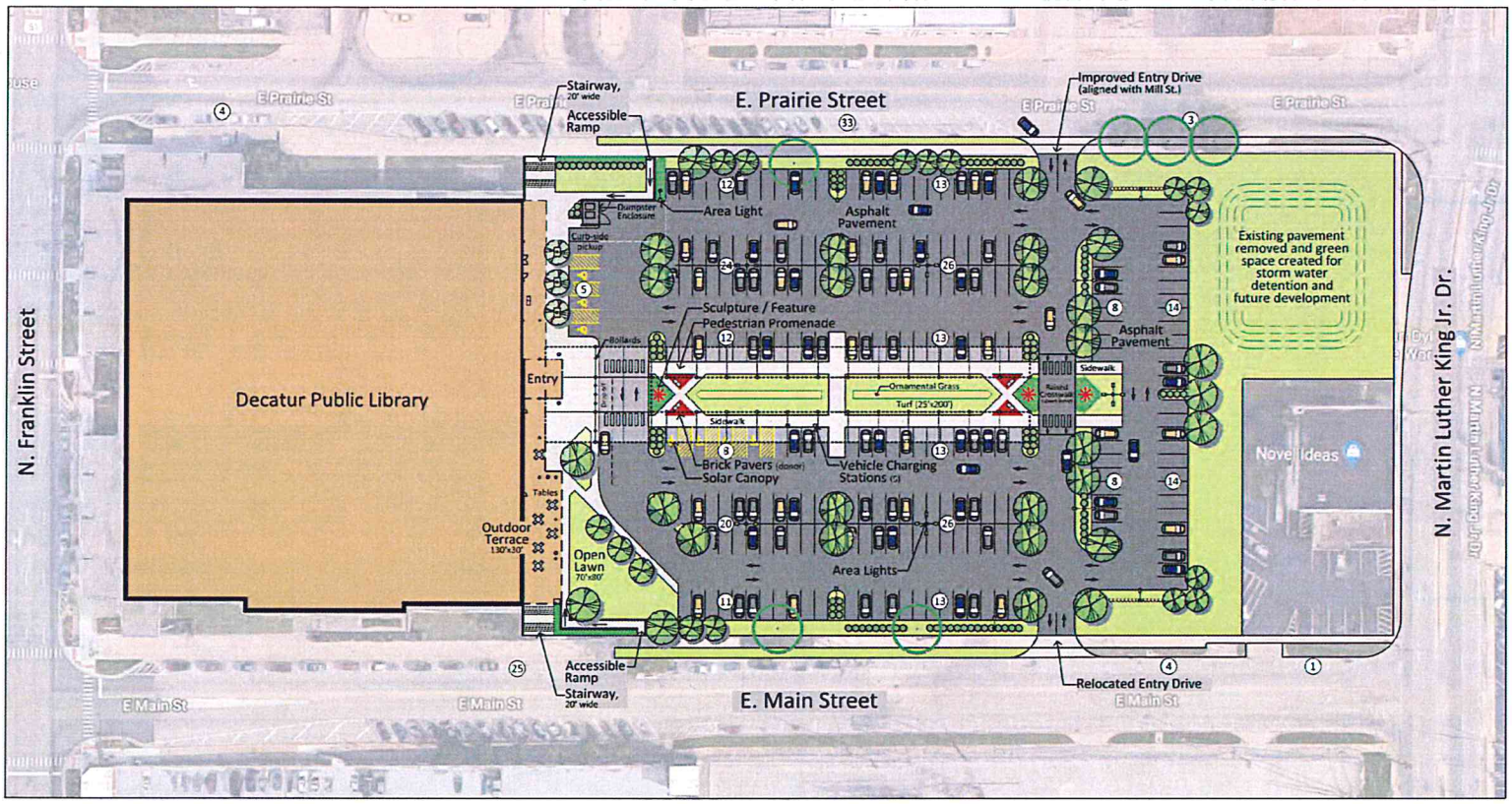

Graphic Scale 0' 30' 60'

October 2018
Massie Massie + Associates

City of Decatur
Library Parking Lot Study Session

Background

- Council Resolution R2016-36
- City assumed financial responsibility of Library facility
- Effective May 1, 2016
- City leases space within facility to Library Trustees for occupancy by the Decatur Public Library
- 20 year lease commencing May 1, 2016 ending April 30, 2036
- Library right to extend lease (6 renewals of 5 years or 30 years)

City of Decatur
Library Parking Lot Study Session

Lease Conditions

- In year 1 (2016 to 2017) City to affect best efforts to cause entire parking lot to be repaired and resurfaced
- City shall complete repair and resurface of parking lot immediately following demolition of Annex building
- All rent payments deposited into City Building Fund #34
- For purpose of maintaining, operating, repairing, replacing the leased premises, associated components, and the common area
- Library rent shall be used for no other purpose

City of Decatur
Library Parking Lot Study Session

Concept Evaluation Process

- At direction of Interim City Manager Tyus
- Engagement of MassieMassie to affect design concepts
- Engagement of Library stakeholders in design concept review (Board, Friends, Foundation, etc.)
- Resulting in concept design for discussion with City Council

City of Decatur
Library Parking Lot Study Session

Conceptual Design Plan 3 – Concept Plan B

- Concept design reduction
- Design compatible with Downtown Streetscape design
- Current east end remains as is saving ($119k)
- Pedestrian promenade improvements reduced ($42k)
- Remove E Prairie Street stairway & ramp improvements ($126k)
- Site furnishing reduction; seat wall, dumpster enclosure ($25k)
- 194 in lot parking spaces (including 9 handicap)
- 70 adjacent on street parking spaces (E Prairie & E Main)
- 100 parking spaces available (east end)
- Unlimited access of Garage C parking
- Investment $1.300 million (pre bid engineering estimation)

Concept Plan B

Decatur Public Library

Total Parking Count

- 194 parking spaces (including 9 handicap spaces)
- 100 potential parking spaces (in existing paved area east of improvements)

Total Parking Count - Adjacent Streets

- 70 parking spaces (including handicap spaces)
- 40 spaces on south side of Prairie St. / 30 spaces on north side of Main St.

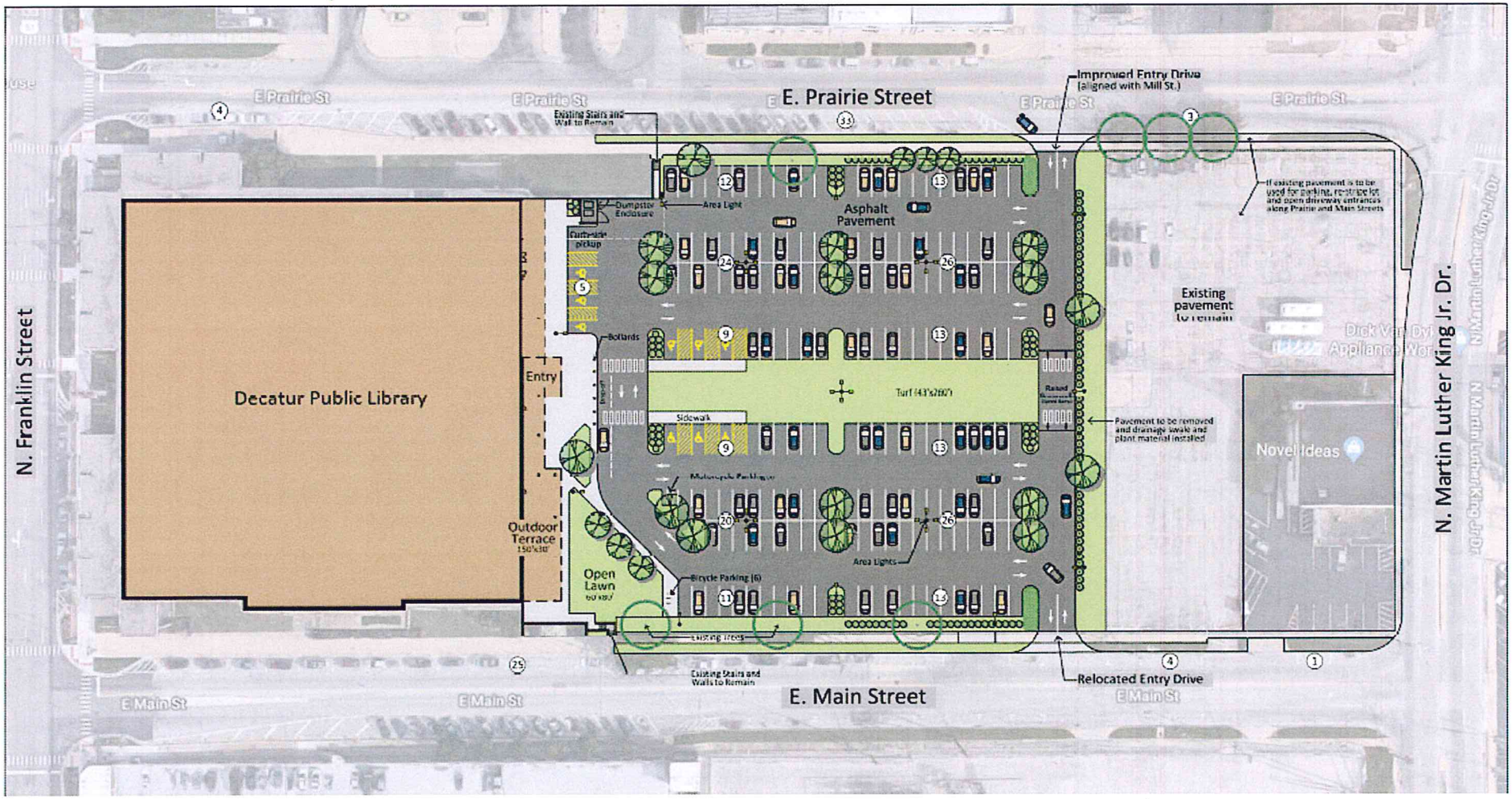

Graphic Scale 0' 30' 60'

March 2019
Massie Massie + Associates

City of Decatur
Library Parking Lot Study Session

Parking Space Availability

- **Daily typical library parking usage is > 100 spaces**
- **City Building Code would require 362 spaces**

	Current	Plan B	Inexpensive	Intermediate
In Lot	309		379	379
New Lot		194		
On Street	70	70	70	70
East End Lot		100		
Total	379	364	449	449

City of Decatur
Library Parking Lot Study Session

Building Fund Cash Flow

$(000)	2019	2020	2021	2022	2023	2024	2025	2026	2027	2028
year	1	2	3	4	5	6	7	8	9	10
Revenue	595	595	605	610	611	611	611	622	627	627
Expense	479	438	444	453	458	464	472	478	484	492
Surplus	116	157	161	157	153	147	139	144	143	135
Open Cash	114	230	387	548	705	858	1,005	1,144	1,288	1,431
End Cash	230	387	548	705	858	1,005	1,144	1,288	1,431	1,566

City of Decatur
Library Parking Lot Study Session

Construction Options

- **Most inexpensive – $400k for "short term repairs" – 7 year life**
- **Intermediate option – $900k for "longer term repairs" – 30 year life (no tie in to Downtown Streetscape)**
- **Most Affordable option – $1.300 million – 30 year life (with tie in to Downtown Streetscape)**

City of Decatur
Library Parking Lot Study Session

Construction Options – Most Inexpensive Option

Pros
- Least investment

Cons
- Short term life of 7 years
- Another investment to replace in 7 years
- No tie into downtown streetscape

City of Decatur
Library Parking Lot Study Session

Construction Options – Intermediate Option with Longer Term Repair

Pros
- Affordable with cash flow
- Longer term solution with 30 year life

Cons
- No tie into downtown streetscape
- Long term deferral of any desired amenity improvements
- Investment potentially limits other facility needs

City of Decatur
Library Parking Lot Study Session

Construction Options – Most Affordable Option

Pros
- Affordable with cash flow
- Tie in to downtown streetscape
- Includes amenity improvement benefiting downtown landscape

Cons
- Investment potentially limits other facility needs

City of Decatur
Library Parking Lot Study Session

Financing

- Borrow money from local bank
- Finance over 15 year term (with asset life 30 years)

City of Decatur
Library Parking Lot Study Session

Cash Position with Financing Scenarios

	Budget 2019	Projection 2020	Projection 2021	Projection 2022	Projection 2023	Projection 2024	Projection 2025	Projection 2026	Projection 2027	Projection 2028
$1.3 M 15 yr term										
Opening cash	114,165	173,939	217,432	265,561	309,786	349,418	383,759	410,010	440,671	470,483
in period Surplus	115,774	156,493	161,129	157,225	152,632	147,341	139,251	143,661	142,812	135,365
Debt P+I Payment	56,000	113,000	113,000	113,000	113,000	113,000	113,000	113,000	113,000	113,000
Ending cash	173,939	217,432	265,561	309,786	349,418	383,759	410,010	440,671	470,483	492,848

City of Decatur
Library Parking Lot Study Session

Questions / Comments

City Clerk

DATE: 2/7/2019

MEMO: 2019 - 2

TO: Mayor Julie Wolfe and City Council Members

FROM: Interim City Manager Wendy Morthland

SUBJECT: Monthly Reports for January, 2019

ATTACHMENTS:

Description	Type
Police, January, 2019	Cover Memo
Economic Community Development, January, 2019	Cover Memo
IT, January, 2019	Cover Memo
Fire, January, 2019	Cover Memo
Public Works, January, 2019	Cover Memo
Human Resources, January, 2019	Cover Memo

DECATUR ILLINOIS POLICE DEPARTMENT

TO: Mayor Julie Moore-Wolfe
City Council Members
Interim City Manager Billy Tyus

FROM: James E. Getz Jr., Chief of Police

RE: January 2019 Monthly Report

STAFFING

Sworn Police Officer Staffing

The Decatur Police Department has 162 authorized sworn police positions. At the end of January 2019, staffing was at 155. Current staffing for the Decatur Police Department is as follows:

Position	Authorized	Funded	Current
Police Chief	1	1	1
Deputy Chief	3	3	3
Police Lieutenant	4	4	4
Police Sergeant	17	17	17
Police Patrol Officer	137	133	130
TOTAL	162	158	155

Civilian-Non Sworn Police Staffing: 10

Position	Authorized	Funded	Current
Administrative Secretary	1	1	1
Senior Crime Analyst	1	1	1
Crime Analyst	1	1	1
Sr. Clerk Typist	2	2	2
Records Supervisor	1	1	1
Parking Enforcement	2	2	2
Part-time FOIA Officer	2	2	2
Total	10	10	10

System Administrator, Duane Richards works out of the Police Department but is staffed under MIS.

PATROL DIVISION

Function	Month	YTD
Community Meetings	2	2
Directed Patrols	35	35
Active Problem Oriented Policing Projects	0	0
Completed Problem Oriented Policing Projects	0	0
Parking Citations	111	111
Criminal Arrests	420	420
Felony Drug Arrests	22	22
Firearms Seized	6	6
Traffic Citations	487	487
Field Interviews	66	66
Written Warnings	383	383
Calls for Service/CAD incidents	4118	4118
Unlawful use of Motor Vehicle tows	131	131
Driving Under the Influence Arrests (DUI)	17	17
DUI involving accidents	3	3
Fatal Accidents	0	0
Traffic Accidents	211	211
Accidents with Personal Injury	32	32
City Ordinances Arrests	58	58

Distracted Driving Enforcement-

Electronic Communication Device Citations:

State Citations	YTD	Warning Citations	YTD
8	8	7	7

CRIMINAL INVESTIGATIONS DIVISION

Street Crimes: Drug Seizures for the month:

Drug	Amount	YTD Seizure	Street Value
Cannabis	2,818 grams	2818 grams @ $10-gram	$28,180
Cocaine-Powder	371 grams	371 grams @ $100-gram	$37,100
Cocaine-Crack	37 grams	37 grams @ $100-gram	$3,700
Heroin	0 grams	0 grams @ $300-gram	$0
Ecstasy	1 hits	1 @ 20 hit	$0
Meth	349 grams	1350 grams @ 100-gram	$135,000
K-2/Pills:	89	89	

Search Warrants: 15	YTD: 15
US Currency Seized: $13,925	YTD: $13,925
Firearms seized: 3	YTD: 3
Vehicles seized: 0	YTD: 0

Criminal Investigations (Adult & Juvenile Detectives):

New cases assigned: 135	YTD: 135
Cases closed/resolved: 84	YTD: 84
Criminal Arrests: 51	YTD: 51
Homicides: 2	YTD: 2
Infant Death Investigations: 0	YTD: 0
Suicide Detective Investigations: 0	YTD: 0
Missing Person Investigations: 3	YTD: 3
Computer forensic Exams: 4	YTD: 4
Sex Offender Registrations: 74	YTD: 74

Crime Analysis Unit:

Sex Offender Registrations: 126	YTD: 126

A Detective has been assigned to the US Marshals Service Task Force, with a yearly review between the US Marshals Service and Decatur Police Administration to ensure effectiveness. This partnership allows for quicker apprehension of fugitives within the Decatur/ Macon County region and allows for more government resources in the pursuit of major fugitives.

Fugitive Arrests: 29	YTD fugitive arrests: 29

Freedom of Information (FOIA)

The Professional Standards Unit received 258 Freedom of Information Act requests for the month.

Total requests YTD in 2019- 258

DEPARTMENT OF ECONOMIC & COMMUNITY DEVELOPMENT
MONTHLY REPORT
(JANUARY, 2019)

ECONOMIC DEVELOPMENT DIVISION

Staff had 5 new and separate inquiries in January for possible projects with 5 meetings related specifically to ongoing initiatives. We have ongoing Economic Development projects both in the planning stage and under way. There was a ribbon cutting at FUJI restaurant to re-introduce the public to their place of business. There are no ribbon cuttings scheduled for the month of January. The Economic and Community Development Department submitted an EPA Community-wide Assessment Grant Application in the amount of $300,000. $150,000 is for petroleum and $150,000 is for hazardous substance phase I and phase II assessments. Deadline was January 31st and awards should be announced by October of this year. As of last week, there were 1176 job listings in the Decatur, Illinois area on indeed.com, one of the leading national job search sites. Casey's General Store led the way with 88 jobs, DMH with 38 jobs, Dollar General with 33 jobs, and ADM with 24 jobs. January Central Illinois region job numbers from the Illinois Department of Employment Security show there are 5593 jobs available with 966 jobs in the Healthcare field, 789 jobs in Sales, 527 in the administrative field, and 526 jobs in the transportation field. HSHS Medical Group led the way with 424 jobs, State of Illinois with 238 jobs, ADM with 133 jobs, and UPS with 96 jobs.

PLANNING AND SUSTAINABILITY DIVISION

Staff typically process site plans, rezoning and conditional use permit requests, zoning variance applications, street and alley vacation requests, and subdivision plats submitted for compliance with local development regulations and ordinances. In January, staff in conjunction with other city departments reviewed 13 submittals which included eleven (11) site plans and two (2) Final Plats. Additionally, staff processed one (1) Plan Commission case and four (4) Zoning Board of Appeals cases, and two (2) Freedom of Information Act (FOIA) request.

For the Decatur Urbanized Area Transportation Study (DUATS), staff worked on and issued the Long- Range Transportation Plan Update (LRTP Update) RFP, administrative items, and had a special meeting with IDOT and FHWA regarding miscellaneous transportation issues. Responses to the RFP are due at 4 P.M. on February 8, 2019.

BUILDING INSPECTIONS DIVISION

For January, we issued a total of 89 permits with a total work value of $938,210. Of those, we had one (1) permit with a value of over $200,000 (DMH Corporate Health interior remodel).

PERMIT TYPE	# ISSUED	WORK VALUE
Building	12	$602,593
Demolition	7	79,469
Electrical	8	27,565
Mechanical	26	137,687
Other	2	3,059
Plumbing	30	73,559
Sign	4	14,278

Tent	0	0
TOTAL	**89**	**$938,210**

NEIGHBORHOOD SERVICES DIVISION

- Staff continued to prepare special reports for loans. Collections continue on delinquent accounts.
- Staff continued to qualify homeowners for the Residential Rehabilitation program.
- Staff prepared environmental reports for residential rehab, infrastructure projects and potential replacement projects.
- Staff worked with HUD staff on outstanding issues: 70% low-mod benefit, conflict of interest, annual reporting/submittals and other requests.
- Staff continued working with the Engineering Department on the CDBG Sidewalk project.
- Staff held a public meeting to address amendments being made to the FY18-19 Action Plan and 2015-19 Consolidated Plan.
- Department staff continues to meet on community revitalization researching implementation strategies.
- Staff met with a Developer who is interested in applying for Low Income Housing Tax Credit for Greenwood Manor Apartments. If granted, the proposal includes a much-needed full rehabilitation of the building,
- Staff released a Request for Proposal for Education Training for low income city residents, which were due on January 2nd. Staff recommendations will be sent to Council in March.
- Staff attended a community-wide meeting addressing crime and solutions, which include mentoring and youth programs.
- Staff continued receiving applications for the 2018-19 Emergency program. Homes with "health and safety" residential issues, can receive assistance if they are deemed eligible per CDBG guidelines.
- Project READ and Good Samaritan Inn continue to service City of Decatur residents through our CDBG Education and Training grants.
- Staff continues to work with the cities of Champaign and Urbana and Habitat for Humanity towards creating a regional Community Housing Development Organization (CHDO) to assist with the ongoing difficulty of qualifying through the HOME program.
- Staff continued monitoring of rental property inventory.
- Staff attended meetings with outside agencies and various committees.

MASS TRANSIT DIVISION

- Met with Chad Engle a representative of Gillig Corporation who is the Bus contractor for the State of Virginia, whom we are looking to piggyback on their contract for the purchasing of buses. The meeting was to provided clarification on items in the contract
- Meeting with MV to discuss extension of contract to include turnkey operational aspects.
- Public Transit and Finance Department staff met to discuss specific budgetary items that Transit presently provides. The meeting was to determine specifically

items that MV will and will not be providing in its proposal so the City would have a clearer understanding on what we will continue to pay for.

- AngelTrax, a company that provides bus security cameras and surveillance, won the bid on the RFP that Transit published. They came in to Demo a bus in order for us to see the functionality and determine how many cameras we would need for each bus.
- Carpet Installation began on 29th of January at the Transit Center location and concluding on February 5th at the Administration building.
- Signed documents of the 5305 planning grant for the Comprehensive Operations Analysis were submitted to IDOT. The agreement has been executed and in the process of being obligated. Once the Comptroller's office obligates the funds for our study, they will forward a copy of the agreement for Pre- bid concurrence.

NEIGHBORHOOD INSPECTIONS DIVISION

Staff prepared and submitted a grant application to address abandoned properties.

Staff continued to enforce the International Property Maintenance Code and local City Ordinances (Chapters 48, 49, 56 and 70). The Division is committed to working with the citizens of Decatur to maintain a healthy and safe environment for those living here.

See attached for a summary of the work involved during January.

NEIGHBORHOOD INSPECTIONS DIVISION
MONTHLY REPORT
JANUARY 2019

NEW CASES	
Health & Safety (72 Hour)	63
Direct to Legal (Repeat Offenders)	6
Housing and Unfit	27
No Garbage Service	17
Nuisance	150
Secure of Abandoned Buildings	13
Weeds	0
TOTAL	276

DEMOLITIONS	
New Cases	13
Sent to Legal	0
Sent to Council	0
Out to Bid	0
Contracts Granted	12
Contract Amount	216,219.00
Permits Issued	9
Permits Finaled	8
Active Demolitions	154

RE-INSPECTION VISITS	
Code Enforcement	568
Weeds	0
TOTAL	568

GARBAGE SERVICE COMPLAINTS	
Received	1

INVOICES*	
New Invoices	32
Dollar Amount	$12,062.30

CASES SENT TO LEGAL FOR COURT	
Code Enforcement	56
Weeds	0

PAYMENTS RECEIVED**	
Weeds (Year-to-date)	$27,151.16

WEED ABATEMENT	
City Mowed - MCT lots	0
Owner Mowed	0
MCT Lots - Contractor Mowed	0
TOTAL	0

* includes costs incurred by the City of Decatur - Health and Safety (72 hour), Securing of Abandoned Buildings and Weed Abatement

** reimbursement for costs incurred by the City of Decatur for weed abatement.

Monthly Report of Priorities and Projects
Information Technology Department
Fiscal Year 2019
January

This month, Information Technology (IT) Department staff completed the following notable work:

- Turned twelve strands of City Fiber between Millikin and Richland Community College over to Millikin on January 17th.
- Transferred new employee from Water Services to Information Technology to fill a six-month vacancy. Training for this employee will last five to Six months.
- The SIP telephone service project is still on track with an estimated delivery of service in February 2019.
- Configured and setup new computer workstations for the Cashiers in the Finance Department.
- Began discussions with Legal and Finance concerning a pending software upgrade for Incode (Court Management System).
- Applied new year payroll updates including union and management rates, benefit deductions, W2/1099 data verification and creation, and submittal of electronic files to federal and state agencies.
- IT Department staff assisted Finance with fiscal year 2018 close.
- At least 24 man hours was spent this month on Email FOIA requests.
- Upgraded Network Security Firewalls for the Police Department.
- Developing detailed port allocation documentation for the entire City Data Network.
- Deployed a pole camera for the Firehouse 5 construction project.
- Deployed a new surveillance camera at Transit for the parking area behind the building and the two-hour parking area to the east.
- Data reconciliation on the GIS database continues and is targeted for completion in February.
- Work continues with the upgrade to the Council Chambers video server, so the most current versions of the Tightrope can be installed.
- Continuing the effort to get all Police Station computers (desktop and mobile) to the Windows 10 operating System.
- Continuing to evaluate infrastructure and equipment required to support Police Body Camera's.
- Created several GIS Maps showing response time areas for a proposed fire station in southeast Decatur.
- Data storage project for police was completed.
- In January, IT processed 148 Help Desk tickets, resolving 69 on initial call (46.6% First Call Resolution Rate). Out of the 141 tickets logged, 2 service surveys were returned and ranked as "exceptional".

D E C A T U R F I R E D E P A R T M E N T
MEMORANDUM
19-01

February 7, 2019

TO: Wendy Morthland, Interim City Manager

FROM: Jeff Abbott, Fire Chief

RE: Monthly Report – January 2019

The fire department responded to 853 alarms in January. Emergency Medical Dispatching (EMD) was implemented January 1, 2019 and there was a decrease of 116 alarms between January 2018 and January 2019. It is still early in the year to calculate the overall effectiveness of EMD, but we believe this reallocation of resources will continue to ensure we are responding to the appropriate medical emergencies.

The construction of the new Station 5 is ongoing, and we are securing land for the new stations 3 & 7. We hope to have those projects ready to bid in a couple of months. The final phase of the remodel project is still underway, and we hope to have the emergency generators installed in February. The remodel project should be completed by early Spring. We have hired 8 new firefighters who will be attending the Illinois Fire Service Institute Academy in March.

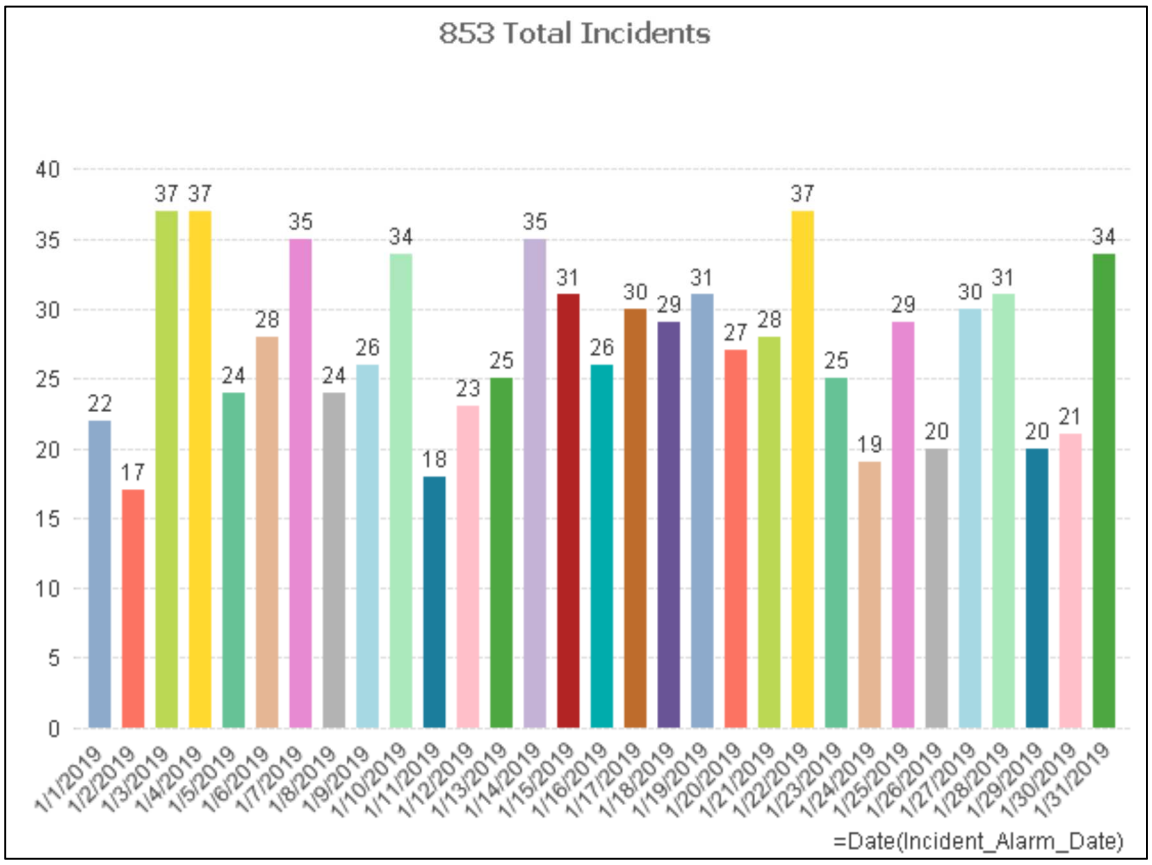
853 Total Incidents
40
35
30
25
20
15
10
5
0
22
17
37
37
24
28
35
24
26
34
18
23
25
35
31
26
30
29
31
27
28
37
25
19
29
20
30
31
20
21
34
1/1/2019
1/2/2019
1/3/2019
1/4/2019
1/5/2019
1/6/2019
1/7/2019
1/8/2019
1/9/2019
1/10/2019
1/11/2019
1/12/2019
1/13/2019
1/14/2019
1/15/2019
1/16/2019
1/17/2019
1/18/2019
1/19/2019
1/20/2019
1/21/2019
1/22/2019
1/23/2019
1/24/2019
1/25/2019
1/26/2019
1/27/2019
1/28/2019
1/29/2019
1/30/2019
1/31/2019
=Date(Incident_Alarm_Date)

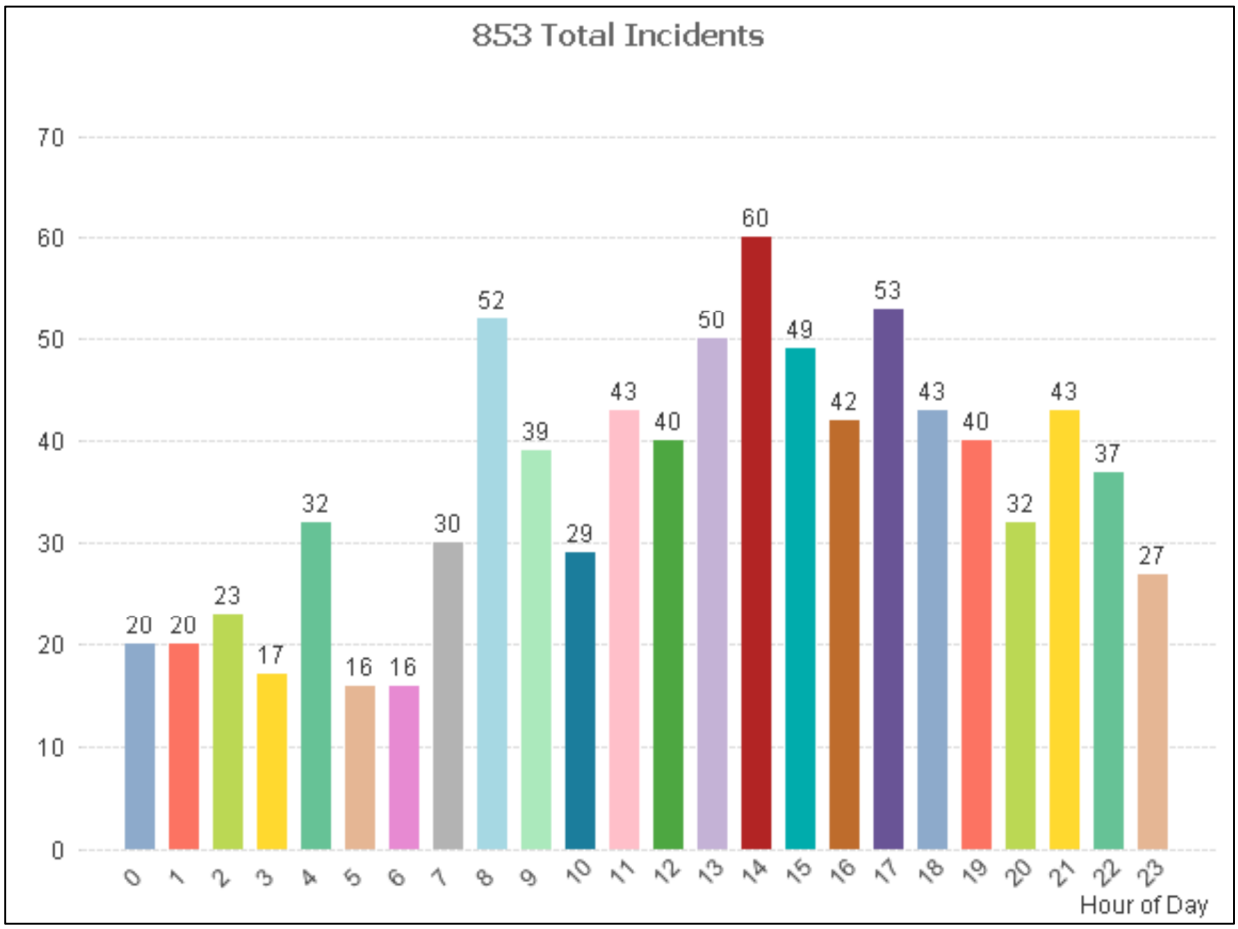

Training Division:

The DFD Firefighter training for the month of January consisted of companies from all 3 battalions completing the annual SCBA Maze evolution & MAYDAY procedures at Fire Station 1. Every firefighter is required to successfully negotiate a series of obstacles & entrapment hazards to demonstrate proficiency. Fire companies also reviewed & discussed SOP/SOG updates as assigned. The on-line course - NFPA 1500: Post-Traumatic Stress Disorder (PTSD) in the Fire Industry- was also completed in Target Solutions. The Company drill subject for the month was : Ice Rescue Basics.

The primary focus for EMS training was our annual Code Station / Skills Review conducted by designated on-shift Paramedics with validation oversight being done by the HSHS St. Mary's EMS Coordinator, Bev Coon. This mandatory practical training evaluated: scene safety; protocol-driven patient care; advanced airway management; vascular / interosseous cannulation; medication administration; and cardiac-rhythm analysis. Additionally, Target Solutions courses covering central nervous system, thoracic & abdominal trauma were completed on-line.

Fire Prevention Division:

The Fire Prevention Division investigated (7) fires; (3) ruled as Incendiary, (2) ruled as Accidental, and (2) were Undetermined. They completed (38) school inspections; (11) key box installations & removals; (19) smoke detector installations; (8) CO detector installations; and (11) plan reviews.

Fire Prevention conducted three (3) investigative interviews at Fire Station 1; (14) business inspections and (4) business consults; and delivered fire scene evidence to the ISP lab in Springfield. They also attended Traffic & Parking Commission and Technical Review Committee meetings. Deputy Police Chief Brandel provided a lesson on the ISP's new evidence submission process.

Public Works Department
Monthly Activity Report
January 2019

Engineering:

McKinley Avenue Sewer Rehabilitation: Chastain and Associates completed design and has submitted the plans and specifications to IEPA for approval. The Loan Ordinance was approved on November 5, 2018 for $7.9 million. Bid advertisement is expected for late in March after we get IEPA concurrence. Advertisement for request for proposals to provide the City with construction engineering services is scheduled for mid-February.

2018 *City* MFT Street Improvement Project -County Fair Drive: The County Fair Drive Replacement Project was advertised on July 11 with bids received July 25. The project is complete except for seeding and striping which cannot occur until spring per the specifications.

Nelson Park Neighborhood Storm Drainage Improvements: This project was designed by Blank, Wesselink, Cook & Associates. The project is funded through a low interest loan from the IEPA. Bids were opened on March 30, 2017 and approved by Council on April 17, 2017. The project is complete with final lone closeout scheduled for late February.

2018 Water Main Replacement Project: The project was designed by City staff and bids were opened on April 25. Council approved the contract with Burdick Plumbing and Heating on May 7, 2018. The project commenced in June in the neighborhood west of MacArthur High School. The Project was split up in three phases with the first and second phase fully complete. The third phase watermain installation is 50% complete. The Project is scheduled to be complete in May of 2019

Lake House Parking and Pier Improvements: The lake house parking and pier improvement project was re-advertised on January 9 with bids received on January 24. The project consists of repaving the parking lot and replacing the concrete and fence on the pier. The project was presented to counsel for approval on February 4 and tabled to review funding options.

Mound Road Spring Creek West and Middle Deck Replacement: Mound Road bridges West (between Neely Ave and Educational Park) and Middle (between Moundford Ave and Camelot Dr) over Spring Creek was advertised through the State with Bids received January 18, 2019. The project replaces both decks with staged construction to allow for two-way traffic. The project is expected to start early spring and completed late 2019. The State received six bids with the lowest bid received from Sangamo Construction at approx. 2.5 million. The City will receive 1.9 million in Federal funding with the MFT Fund covering the remaining. The City has concurred with the State to award the project.

2019 Water Main Replacement Project: The project was designed by Engineering staff, the project will be in the area bounded by Grand to the North (project will not include MacArthur High), Fairview to the East, King to the south and Taylor to the west. The project was advertised on January 30 with bids due on February 20.

2019 Valve and Hydrant Replacement Project: The project was designed by Engineering staff; the project will replace existing or install new valves or hydrants at various locations within the distribution system. The project was advertised on January 30 with bids due on February 20.

2019 State and Local MFT Project: Engineering Staff is designing the 2019 State and Local MFT projects. The projects are estimated to bid in early Spring of 2019.

2019 Trenchless Long Lining Repair Project: Engineering Staff is designing the 2019 long lining repair project. The rehabilitation locations are selected from the televised inspection reports. The project is estimated to bid Late Spring of 2019.

32nd and Fulton Storm Drainage Improvement Project: The Project is in final design by Farnsworth Group. The project will provide a new storm sewer to serve the area generally bounded by Rt 36 to the North, 36th St to the East, Orchard to the South and Country Club Rd to

the East to relieve flooding. The Project was the no. 3 priority on the Storm Water Master Plan list. The project is estimated to bid April of 2019.

2019 DPTS Bus Shelter Pad Project: Engineering Staff is designing the 2019 Decatur Public Transit Project. The project is estimated to bid Summer of 2019.

2019 CDBG Sidewalk Project: Engineering Staff is designing the 2019 sidewalk project. The project is estimated to bid Summer of 2019.

MUNICIPAL SERVICES MONTHLY DATA 1/1/19-1/31/19

TASKS	QUANTITY	MANHOURS	OTHER INFO
Sewer Cleaning	1,625 lin. ft.	18 hours	
Sewer Root Cut	2,696	32 hours	
72 Hour Cleanups	38 each	72.5 hours	
Potholes Repaired	3,961 each	593.5	
Demolition	1	42.5 hours	
Alley Grading	7,300 lin. ft.	N/A	
Home Securing	8	23 hours	
S.S. Utility Cuts (Driveay)	1		48.3 Sq Yds
W.D. Utility Cuts (Pavement)	10		49.3 Sq Yds
Snow & Ice		167 hours	
Salt Usage	997.1 tons		
Ice Melt Used	65 bags (3,250pounds-1.625 tons)		
Plowing Snow		474.0 regular hours	

		769.7 overtime hours	
Spreading Salt		255.0 regular hours 729.2 overtime hours	
Sodium Chloride Usage	4,271 gallons		
Signs Made	25	81.5 hours	
Signs Repaired	35	67 hours	
Signs Installed	25	50 hours	
Tree Removals	16 trees		259"
Stump Removals	45		

Water Production Division
Monthly Activity Report
January 2019

Additional Water Supply Plan: INTERA Inc. continued work on population and demand projections, design drought parameters, and computer modelling.

Lake Decatur Dredging Basins 1 through 4: Dredging was completed in December. Approximately 11,100,000 cubic yards of sediment was removed from the lake, which is 103% of the contract amount, including over dredging and sediment traps, or 54 days of additional water supply. Great Lakes Dredge & Dock continued demobilizing their equipment.

Lake Services: Continued facilities maintenance, dredging contractor coordination and monitoring. Assisted with the department's snow and ice control operations.

South Water Treatment Plant East Clarifiers to Claricones Conversion: Crawford, Murphy & Tilly has completed 99.9% of the engineering and bid specifications. This project is on hold pending the completion of the proposed Long Term Water Utility Sustainability Plan in late 2019.

Water Administration: Continued Lake Decatur Dam Emergency Action Plan update. Chaired the Heart of the Sangamon River Ecosystem Partnership quarterly meeting. Participated in monthly Labor-Management meeting. Assisted with Water Distribution System Water Age Study and Long Term Water Utility Sustainability Plan. Continued work on Additional Water Supply Plan.

Water Production: The level of Lake Decatur was maintained above normal for January due to above average precipitation and to allow the dredging contractor to continue demobilizing their equipment. Continued assisting with Water Distribution System Water Age Study.

HUMAN RESOURCES DEPARTMENT
Monthly Report of Priorities and Projects
Fiscal Year 2019
January 2019

Human Resources Division

This month, Human Resources Department staff accomplished the following:

- Attended the monthly Civil Service Commission; Human Relations Commission and Labor Management meetings and quarterly International Public Management Association Meeting;
- Conducted one exit interview for a departing employee;
- Conducted testing and interviews for Engineering Technician III and Library Systems Administrative Support positions;
- Conducted interviews for Account Clerk II position;
- Facilitated the hiring of five Police Patrol Officers and two Account Clerk II's; and
- In conjunction with the Human Relations Commission, organized the Martin Luther King, Jr. banquet and Freedom March.

SUBJECT: Treasurer's Financial Report

ATTACHMENTS:

Description	Type
Treasurer's Financial Report Commentary, January, 2019	Cover Memo
Treasurer's Financial Report, January, 2019	Backup Material

CITY OF DECATUR ILLINOIS

ONE GARY K. ANDERSON PLAZA DECATUR, ILLINOIS 62523

Treasurers Financial Report
January 2019

The Year in Play

The City of Decatur financial position remains stable and improving, but delicate, at the present-time. The position can be impacted by changes in the local economy and distribution of taxes from the State of Illinois that are outside the control of the City.

The 2019 budget for the City was approved on December 3, 2018 by the City Council with Council Resolution R2018-144 with General Fund Budget Revenue of $68.0 million and Expense of $68.0 million. The General Fund budget approval included a balanced cash basis budget.

The total 2019 City budget approved with Council Resolution R2018-144 is for budget Revenue of $194.4 million and Expense of $219.7 million, representing an in-period cash basis deficit of $25.3 million.

The non-general fund deficit of $25.3 million is the result of the year on year timing of revenue received versus expenditures for projects including Lake Decatur dredging, sewer and storm sewer fund projects, state motor fuel tax and local motor fuel tax projects, as well as other capital project initiatives of the City. The non-general fund deficit is funded by cash position reserves of the city treasury and presents no adverse position to the city treasury.

The city budget presents challenges and unknowns that will have impact on City finances and operations.

- State budget matters impacting revenue distribution to the city,
- Future City Council deliberation of the methods to maintain a balanced city general fund budget,
- Potential of State legislation freezing or inhibiting property tax options for local government,
- Continued development of the local economy,
- Development of state and local sales tax revenues to the City,
- Development of state use tax revenues to the City from “internet” purchase transactions,
- Manufacturing employment in the local economy,
- Economic development success in the City and region,
- Funding for Community Revitalization initiatives,

These factors will have significant impact on the financial position, condition, development and progress of the City of Decatur.

City Financial Position

The City of Decatur ended January 2019 with a total cash position of $71.6 million (excluding trust and agency funds earmarked for Police and Fire pensions) versus the cash position of $72.7 as of the end of December.

The City General Fund ended January 2019 with a cash position of $6.5 million versus the December cash position of $5.2 million. The General Fund is the primary operating fund of the City which provides the cash to pay for the basic services to citizens and stakeholders, including public safety protection, public works services, code enforcement, economic and community development services as well as general government service.

The General Fund cash position at January 31 provides a cash reserve representing 34 days of expense coverage in the City General Fund. The best practice reserve is a 45-60 day cash reserve or $8-11 million.

City cash at January 31 excluding the General Fund cash position is $65.1 million, contained in Special Revenue funds ($9.5 million), TIF Redevelopment funds ($0.8 million), Capital funds ($9.2 million), Debt Service fund ($1.0 million), Internal Service funds ($4.5 million) and Enterprise funds ($40.1 million), earmarked for specific purpose and not expendable to finance the cost of basic services provided to citizens and stakeholders.

Fund Type	Jan 2019	Dec 2018	Comment
Special Revenue	9.5	9.2	Library, State MFT, Local MFT, Federal programs, PS capital, etc
TIF Redevelopment	0.8	1.1	Debt service and redevelopment agreement obligations
Capital	9.2	9.2	Capital funding available
Debt	1.0	1.0	Debt service obligations
Internal Service	4.5	4.4	Risk insurance, EE healthcare benefits, Fleet maintenance
Enterprise	40.1	42.6	Utilities - Water, Sewer, Storm Water, Lake Dredging, Transit
Non-General Fund	65.1	67.5	
General Fund	6.5	5.2	Basic services to citizens and stakeholders
Total City Cash	71.6	72.7	

City cash position reported in $ millions, numbers may not add due to rounding

Changes of note in the period:

- Enterprise funds decreased $2.5 million. Water fund increase ($1.1 million) due in period favorable cash flow from operations ($1.3 million), interfund loan repayments ($0.6 million), offset by in period capital expenditures ($0.8 million); Transit decrease ($0.9 million) due in period operational cash flow and interfund loan repayment; Sewer fund increase ($0.1 million), and Water Bond fund decrease ($2.8 million).
- City is current with State of Illinois IDOT DOAP grant funding.
- **City has not yet received the Federal 2018 fiscal year operating grant of $1.6 million and Federal 2019 fiscal year operating grant to date of $0.8 million** (awaiting final processing by the FEDs).
- **Transit cash is in a deficit position of $0.9 million as of the end of January.** The City Treasury is financing the transit operations as of the end of January in the amount of $0.9 million.
- TIF Redevelopment funds decrease results from the SE Plaza developer payments and repayment of the Olde Towne TIF interfund loan to water fund.

General Fund Position

Cash

The City General fund cash position ended January at $6.5 million, an increase from the December cash position of $5.2 million. The current cash balance represents a cash reserve position of 34 days (was 28 days).

City cash reserve position is much improved from 2-3 year's prior, however, best practice for financial security of the city is to continue to build the cash reserve position in the general fund.

Revenue and Expense

City General Fund Position of revenue received versus expense incurred to date is as follows for the period ending January 2019.

$ (000)	**Budget (4)**	**Year to Date (1)**	**Budget Target (2)**	**% vs Target (3)**
Revenue	68,000	5,376	4,668	15%
Expense	68,000	4,099	4,926	(17)%
Surplus(deficit)	-	1,277	(258)	

Chart notes
1 – actual year to date general fund revenue and expense
2 – budget year to date general fund revenue and expense
3 – year to date percentage comparison of actual to budget
4 – annual budget, with Council Adoption on December 3, 2018

Month of January Results

$ (000)	**Budget Target (2)**	**Month Actual (1)**	**% vs Target (3)**
Revenue	4,668	5,376	15%
Expense	4,926	4,099	(17)%
Surplus(deficit)	(258)	1,277	

Chart notes
1 – actual month general fund revenue and expense
2 – budget month general fund revenue and expense
3 – month percentage comparison of actual to budget

In period General Fund revenue exceeded budget by $0.7 million. In period revenue was favorably affected by the receipt of property tax distribution of $0.5 million (distributed late by Macon County, normally distributed in December) and increased sales tax revenue receipts ($0.1 million), among other increased tax revenue receipts ($0.1 million).

In period General Fund expense was below budget by $0.8 million, due primarily to open staffing positions ($0.3 million / 22 positions) and below budget operating expense ($0.5 million).

General Fund Revenue Comments

Revenue to date through January is $5.4 million versus budget to date revenue of $4.7 million, above budget by $0.7 million or 15%.

Key Economic Driven General Fund Revenues

Key General Fund revenues supporting General Fund expenses are presented in the chart below depicting the full year budget, year to date revenue received, with comparison to the full year budget and prior year revenue receipt. With one months into the twelve-month cycle, the year-to-date benchmark is 8% of the full year budget revenue.

$ (000)	2019 Budget	2019 YTD	YTD % of Year Budget	2018 YTD	% Change yr vs yr
State Sales Tax	11,307	970	9%	868	12%
Local Sales Tax	9,838	874	9%	789	11%
State Income Tax	7,558	632	8%	578	9%
Food & Beverage Tax	3,236	295	9%	286	3%
Telephone Tax	1,492	131	9%	141	(7)%
Utility Tax (Gas & Elec)	5,644	439	8%	449	(2)%
State Local Use Tax	2,572	206	8%	166	24%
Cable TV Tax	983	24	2%	-	++
State Replacement Tax	891	118	13%	111	6%
Hotel Use Tax	979	64	7%	44	45%
Video Gaming Tax	1,448	121	8%	94	29%

Sales Tax – **state sales tax is running 1% above the full year budget target, and 12% above the prior year**; **local sales tax is running 1% above the full year budget target, and 11% above the prior year.** The sales tax revenue stream is "**the primary funding source driver**" financing the general fund, representing a revenue stream in excess of $21 million or 31% of the general fund revenue. The 2019 budget contemplated a 2% increase versus 2018 for state sales tax revenues and a 1% increase in local sales tax revenues.

Of concern for the City Treasury is the ongoing marketplace transition to on-line shopping. This will continue to have negative impact on the sales tax revenue received by the City. Long term, this is not a favorable position for the City revenue stream. Legislative changes at the state level are the only solution, beyond more retail experiences in the city. ***The recent U.S. Supreme Court decision is expected to have a favorable impact on City of Decatur receipts of on line sales tax activity. The financial impact benefit is estimated to be in the range of $250k on an annual basis. This revenue stream is expected to commence with October 2018 on line transactions, with first receipt of the "local use tax" revenue will occur in January 2019.***

State Income Tax – **on par with the full year budget target and 9% above the prior year**. The 2019 budget was conservatively projected (as we envisioned at the time of the 2019 budget development), however, the distributions are at best difficult to project.

This revenue stream is "**a primary funding source driver**" financing the general fund representing 11% of the general fund revenue.

Food & Beverage Tax – **1% above the full year budget target and 3% above the prior year.**

Telephone Tax – **1% above the full year budget target and 7% below the prior year.** The 2019 budget contemplated a further decline in telephone tax revenue. Telephone tax revenues have continued to decline each of the last several years as consumers shift to mobile telephones eliminating land line telephones, thereby reducing the number of telephone lines available to tax.

Gas & Electric Utility Tax – **on par with the full year budget target and below the prior year by 2%.** The City implemented a tax increase to 4.25% (from 1.25%) effective with usage billed commencing February 1, 2016. This revenue stream will stabilize at a level of $4.7 million given the current city tax rate and then be impacted up or down by utility prices and consumer usage. **This tax is sunset by council action at December 31, 2019, reverting to the lower tax rate of 1.25%. Non-renewal of this tax rate will cost the City $2.0 million in general fund tax revenue.**

State Replacement Tax – **5% above the full year budget target, 6% above the prior year.** The 2019 budget was conservatively projected (as we envisioned at the time of the 2019 budget development) and contemplated an expected decline in state PPRT distributions to local governments with funding diverted to state matters. This is not a revenue stream that the City can place great reliance on for continuation at levels to date as the State of Illinois is expected to continue to use this revenue stream for its purposes potentially reducing revenue available for distribution to local governments.

Hotel Use Tax – **1% below the full year budget target, 45% above the prior year**. City increased the hotel use tax rate from 6% to 8% effective January 1, 2016.

Video Gaming Tax – **on par with the full year budget target and 29% above the prior year.** City has suspended allocating 15% of video gaming tax revenue to the City Economic Development fund. Currently operating are 83 establishments with 403 video gaming terminals.

General Fund Expense Comments

General Fund expense in the month of $4.099 million was below the budget expectation of $4.926 million. On a year to date basis, general fund spending of $4.099 million is below budget by $0.8 million or 17%.

Cash balances in funds of note are as follows with comment:

Economic Development	$0.1 million	Earmarked for economic development measures
State Drug Enforcement	$0.3 million	Earmarked for police capital as available
Federal Drug Enforcement	$0.1 million	Earmarked for police capital as available
Police Capital	$0.4 million	Earmarked for police capital
Building Fund	$0.2 million	Earmarked for R&M and capital of Library facility
Public Library Fund	$1.0 million	In line with expectation
Library Capital Fund	$0.1 million	Earmarked for CapEx requirements and cash reserves
Library Trust Fund	$0.2 million	Donations received in trust for specific purpose as defined by the donors and unavailable for other use
Local Roads and Streets	$2.6 million	Earmarked for street repair and maintenance
State Motor Fuel Tax	$1.5 million	Earmarked for street repair and maintenance
Major Moves	$0.0 million	Earmarked for economic development infrastructure projects. Negative cash balance of $25k. Quetica Logistics Study copayments from EDC and Macon County will be received in near term restoring cash balance. **Committed funding for Quetica Logistics Study from DUATS requires state application and approval**
Community Revitalization Fund	$1.3 million	Earmarked for revitalization initiatives. Cash includes City contributed funds of $0.3 million and Buffett Foundation contributed funds of $1.0 million
2018 Project Fund	$8.3 million	2018 GO bond proceeds for the fire station renovation and fire station replacement initiatives. Fire Station 5 project in process will see cash decline as the station 5 construction proceeds. Station 3 and 7 replacements still in planning phase
Capital Project Fund	$0.8 million	Funding available for JCI energy savings initiative from interfund loan from water funds
Debt Fund	$1.1 million	Earmarked for debt payments on current debt issues
Fleet Maintenance	$0.2 million	Earmarked for repair and maintenance of city vehicle fleet
Equipment Replacement	$0.5 million	Earmarked for public works vehicle equipment replacement. Cash position and lack of in year funding is substandard to maintain capex replacement schedules.
Risk Management Fund	$1.7 million	Cash reserves for ongoing business insurance costs including

		liability, property, worker's compensation. City reserve desired is $2.5 million necessary to sustain and protect the city.
Employee Insurance Fund	$2.1 million	Coverage for healthcare and other EE benefit expense. Cash reserve desired is $2.25 million necessary to sustain and protect the city
Public Transit Operations	$0.9 million	***Outstanding is the 2018 fiscal year Federal grant ($1.6 million) and 2019 fiscal year Federal grant installment to date ($0.8 million)***
Fiber Optics Fund	$0.4 million	Earmarked for city investment in the next phase of fiber optic network. Project work in progress.
Storm Water Fund	$2.1 million	Balance and ongoing cash flow are sufficient to fund currently defined storm water projects
Sewer Fund	$7.3 million	Balance available and revenue flow will fund currently defined sewer projects – Council ordinance 2016-91 adopted 12/05/2016 provides the price increase required to fund sewer projects in compliance with US EPA requirements
Water Utility Funds	$22.2 million	Cash balance of $22.2 million, includes $12.5 million sequestered in the debt reserve fund, representing the next 12 months' debt service payments. Remaining cash balance of $9.7 million represents a 4+ month reserve of water operating expense – the water rate increases effective May 1, 2013 and beyond has allowed City to finance cap-ex and secure the best practice reserve. Inter fund loan of $1.982 million to city capital project fund to pay for the Johnson Controls energy savings initiative remains outstanding and due the water funds. This receivable is not included in the water fund cash position of $22.2 million. The current cash position allows funding of capital expense securing water main infrastructure replacement and other necessary capital expenditure envisioned in the short-term period. The Water Utility Fund continues to operate in accordance with the price increase model expectations
Water Bond Construction	$8.9 million	Balance available to pay contractor invoices for the dredging of Lake Decatur. Pay down will occur in 2019.

Trust & Agency Fund balance of $168.1 million is sequestered in the Police and Fire Pension Funds and are not available for expenditure on other city operations.

Investments

City investments include $22.7 million in US Treasury Bonds. The investment schedule on page 4 of the Treasurer's financial report provides the details of the investments. The investments are comprised of $4.6 million dredging bond proceeds, $7.8 million fire station initiative bond proceeds and $10.3 million of pooled cash.

The bond proceeds and pooled cash are invested in treasury bonds and are scheduled to mature over the next months - 2 years.

The interest earnings from the investments to date have earned the city in excess of $0.6 million. Additional interest income will accrue to the city over the period to investment maturity in an amount approximating $0.3+ million.

Investment instruments are in accordance with the City Investment Policy with interest rates maximized given available current marketplace investment returns.

Debt

Debt outstanding is $188 million and includes all outstanding bond debt, notes and loan payable and capital leases. All debt principal and interest payments are covered within the 2019 fiscal year operating plan and budget and are secured within the current cash flow operations of the City.

Debt outstanding at year end 2019 is projected to be $174 million.

Revenue Tracking

City-wide Revenue received in the fiscal months ending January 2019 of $11.9 million is 6% of the annual revenue budget of $194.4 million.

Of note, the property tax revenues received by the City according to the 2018 Tax Levy in effect, provide the cash resources to fund City contributions to the Police and Firemen's Pension Fund, fund City contributions to the operation of the Decatur Public Library, provide City funding for a portion of the General Obligation Bond debt payments, and provide funding for the City contribution to the Decatur Municipal Band.

The cost of day to day City government operations as well as capital spending requirements of City operations, including general government, public safety police and fire protection, public works streets & municipal services and infrastructure operations, are not funded by property tax revenues, but rather are funded by other taxes including locally imposed or state distributed sales & use tax, income tax, food & beverage tax, hotel/motel tax, utility tax, and other minor tax.

Property Tax in 2019

The 2018 property tax levy, approved by Council in December 2018 with Council Ordinance 2018-72, for a tax levy amount of $13.877 million, is not yet certified by the State of Illinois.

Equalized assessed value ("EAV") for the 2018 EAV period, with property tax payable in 2019, is projected to be $814,500,000, a decline from the prior year EAV of $833,357,715. A decrease of $18,857,715 or 2.26%.

The City property tax rate for 2018 EAV with tax payable in 2019 is projected to be 1.70374% versus the prior year tax rate of $1.66519%.

The higher tax rate is the result of decreased assessed value in the city.

The City property tax levy / tax rate is 16% of the total property tax levy / tax rate for City property owners.

Expenditure Tracking

City-wide expenditures to January of $13.7 million are 6% of the full year budget of $219.7 million.

Water Utility

The financial performance of the City Water Utility is illustrated on the two (2) page summation. The report, which mimics normal reporting of a business enterprise, depicts actual profit and loss statement performance versus budget and prior year on both a monthly and year-to-date basis. In addition, certain key balance sheet items are reported as well as CapEx project spending.

Water Utility performance achieved through January is operating margin before debt service of $1.5 million on revenues of $2.4 million. Debt payments on GO bonds and other debt due to date in 2019 including principal and interest of $0.2 were transacted during the period to date.

Operating income achieved through January is $1.3 million, above budget by $0.3 million, and above the prior year by $0.3 million.

The Water Utility continues to perform in accordance with our expectations envisioned in the water model to fund the future CapEx and debt service requirements of the operation, including the $90 million Lake Decatur dredging initiative.

In 2018, potable water consumption increased by 1.0% versus consumption in the prior year, with residential consumption down 2.5%, commercial consumption down 3.5%, and industrial consumption increased 3.4%. Raw water consumption increased 1.7% versus the prior year.

To date in 2019, potable water usage has increased 1.0% versus the same period in the prior year. Industrial usage is up 4.9%, residential usage is down 6.8%, commercial usage is down 4.7%. Raw water usage is down 0.1% versus the prior year.

The report entitled “Water Utility Metrics” is a schedule reporting on key metrics in comparison to the prior year.

Headcount Staffing

Current full-time staffing level is 436 FTE’s versus budget of 458 FTE’s.

Gregg D. Zientara
City Treasurer & Director of Finance
February 14, 2019

Fiscal Year 2019

Fiscal Period Ending January, 2019

City of Decatur

Treasurer's Financial Report

Report Distribution:

Mayor
City Council Members
City Manager
City Clerk
City Department Heads
Public Copy in Office of the City Clerk

Prepared By:

Office of the City Treasurer

City of Decatur
Treasurer's Cash Report

Month of: January, 2019

Fund	Fund Name	Opening Cash & Investments	Receipts	Disbursements	Balance Sheet Accts Activity	Investment Transfers	Ending Cash Balance	Investments	Total Cash & Investments	Interfund Loans (Borrowing)
	General Fund									
10	GENERAL FUND	5,195,822.67	5,376,046.90	4,098,897.97	9,407.66		6,482,379.26		6,482,379.26	0.00
	Special Revenue Funds									
12	PLANNING FUND	102,886.77	6,057.62	396.19	0.00		108,548.20		108,548.20	
17	HOME FUND	57,267.44	34,253.13	34,532.16	0.00		56,988.41		56,988.41	
18	CDBG FUND	6,164.21	132,246.91	132,586.88	0.00		5,824.24		5,824.24	
22	DUATS FUND	60,366.00	82,800.93	81,117.61	0.00		62,049.32		62,049.32	
25	STATE DRUG ENFORCEMENT	315,095.17	39,635.10	10,425.04	(41,934.62)		302,370.61		302,370.61	
26	DUI FINES AND FEES FUND	170,716.90	6,464.61	1,309.25	0.00		175,872.26		175,872.26	
27	POLICE LAB & PROGRAMS	219,500.64	310.96	0.00	0.00		219,811.60		219,811.60	
30	FEDERAL DRUG ENFORCEMENT	118,041.55	18,876.00	0.00	0.00		136,917.55		136,917.55	
32	FIRE GRANT	0.00	0.00	0.00	0.00		0.00		0.00	
33	POLICE CAPITAL FUND	360,317.88	714.31	2,417.89	0.00		358,614.30		358,614.30	
34	BUILDING FUND	114,164.91	49,627.37	4,995.42	0.00		158,796.86		158,796.86	
35	LIBRARY FUND	1,063,511.12	232,364.45	270,419.46	2,077.98		1,027,534.09		1,027,534.09	
36	MUNICIPAL BAND FUND	29,911.24	6,373.12	2,357.00	0.00		33,927.36		33,927.36	
37	FOREIGN FIRE INSURANCE FUND	227,610.35	440.26	12,541.08	0.00		215,509.53		215,509.53	
42	LOCAL STREETS & ROADS	2,494,145.91	159,154.45	3,749.00	0.00		2,649,551.36		2,649,551.36	
46	MOTOR FUEL TAX FUND	1,388,589.99	166,206.20	18,879.47	0.00		1,535,916.72		1,535,916.72	
47	MAJOR MOVES	443.86	30,000.00	34,652.28	(21,000.00)		(25,208.42)		(25,208.42)	
49	FIRE CAPITAL FUND	613,687.11	130,374.83	100,350.59	0.00		643,711.35		643,711.35	
58	LIBRARY CAPITAL	131,499.36	78.42	0.00	0.00		131,577.78		131,577.78	
59	LIBRARY TRUST FUNDS	227,172.11	409.91	2,180.48	0.00		225,401.54		225,401.54	
82	DCDF FUND	129,544.50	2,726.88	301.96	0.00		131,969.42		131,969.42	
83	NEIGHBORHOOD IMPROVEMENTS	2,007.89	1.20	0.00	0.00		2,009.09		2,009.09	
84	COMMUNITY REVITALIZATION	1,350,708.67	798.86	22,384.00	0.00		1,329,123.53		1,329,123.53	
	Total Special Revenue Funds	9,183,353.58	1,099,915.52	735,595.76	(60,856.64)	0.00	9,486,816.70	0.00	9,486,816.70	0.00
	TIF & Redevelopment Funds									
19	OLDE TOWNE TIF FUND	1,690.79	73,938.42	0.00	(175,000.00)		(99,370.79)		(99,370.79)	
20	SE PLAZA TIF FUND	453,345.40	9,813.01	434,104.53	0.00		29,053.88		29,053.88	
21	WABASH CROSSING TIF	307,125.87	141,852.23	0.00	0.00		448,978.10		448,978.10	
23	EASTGATE TIF FUND	33,792.47	16,335.17	0.00	0.00		50,127.64		50,127.64	
24	SOUTHSIDE TIF FUND	70,739.62	65.22	0.00	0.00		70,804.84		70,804.84	
28	PINES SHOPPING CENTER TIF	96,217.48	2,801.84	0.00	0.00		99,019.32		99,019.32	
29	GRAND & OAKLAND TIF	160,708.25	5,185.31	0.00	0.00		165,893.56		165,893.56	
	Total TIF & Redevelpmnt Funds	1,123,619.88	249,991.20	434,104.53	(175,000.00)	0.00	764,506.55	0.00	764,506.55	0.00
	Capital Funds									
40	PEG CAPITAL FUND	61,526.09	35.96	2,462.55	0.00		59,099.50		59,099.50	
44	2018 PROJECT FUND	8,379,080.60	594.18	77,556.54	0.00		524,715.12	7,777,403.12	8,302,118.24	
45	CAPITAL PROJECT FUND	784,310.14	16,079.75	0.00	0.00		800,389.89		800,389.89	(1,981,816.00)
	Total Capital Funds	9,224,916.83	16,709.89	80,019.09	0.00	0.00	1,384,204.51	7,777,403.12	9,161,607.63	(1,981,816.00)

City of Decatur
Treasurer's Cash Report

Month of: January, 2019

Fund	Fund Name	Opening Cash & Investments	Receipts	Disbursements	Balance Sheet Accts Activity	Investment Transfers	Ending Cash Balance	Investments	Total Cash & Investments	Interfund Loans (Borrowing)
	Debt Fund									
50	DEBT FUND	987,082.44	72,440.88	0.00	0.00		1,059,523.32		1,059,523.32	0.00
	Internal Service Funds									
60	FLEET MAINTENANCE	161,868.70	203,373.01	151,270.52	0.00		213,971.19		213,971.19	
61	EQUIPMENT REPLACEMENT	488,275.10	403.27	0.00	0.00		488,678.37		488,678.37	
64	RISK MANAGEMENT	1,586,609.63	274,223.57	158,045.38	0.00		1,702,787.82		1,702,787.82	
65	INSURANCE FUND	2,169,080.69	725,607.31	784,581.98	0.00		2,110,106.02		2,110,106.02	
	Total Internal Service Funds	4,405,834.12	1,203,607.16	1,093,897.88	0.00	0.00	4,515,543.40	0.00	4,515,543.40	0.00
	Enterprise Funds									
70	MASS TRANSIT -OPERATION	18,669.08	85,054.83	595,315.01	(400,000.00)		(891,591.10)		(891,591.10)	
77	FIBER OPTICS	394,067.40	684.25	3,000.00	0.00		391,751.65		391,751.65	
78	STORM WATER	2,071,375.03	129,580.16	70,991.32	0.00		2,129,963.87		2,129,963.87	
79	SEWER FUND	7,153,253.69	541,244.69	402,384.32	0.00		7,292,114.06		7,292,114.06	
80	WATER FUND	4,854,518.53	2,395,149.29	1,090,162.67	616,416.40		6,775,921.55		6,775,921.55	
81	WATER CAPITAL	3,778,675.76	9,458.36	837,890.05	0.00		2,950,244.07		2,950,244.07	1,981,816.00
86	WATER DEBT	12,500,000.00	0.00	0.00	0.00		12,500,000.00		12,500,000.00	
88	RECYCLING PROGRAM	88,255.64	64,434.09	58,141.25	0.00		94,548.48		94,548.48	
89	WATER BOND	11,715,538.16	17,893.36	2,821,605.91	0.00		4,299,051.66	4,612,773.95	8,911,825.61	
	Total Enterprise Funds	42,574,353.29	3,243,499.03	5,879,490.53	216,416.40	0.00	35,542,004.24	4,612,773.95	40,154,778.19	1,981,816.00
	Trust & Agency Funds									
90	FIRE PENSION FUND CASH	2,228,084.49	137,411.95	680,367.00	0.00		1,685,129.44		1,685,129.44	
90	FIRE PENSION INVESTMENTS	69,049,023.83	206,055.31	16,303.22	0.00			69,238,775.92	69,238,775.92	
	TOTAL FIRE PENSION	71,277,108.32	343,467.26	696,670.22	0.00	0.00	1,685,129.44	69,238,775.92	70,923,905.36	
91	POLICE PENSION FUND CASH	1,114,327.43	169,792.47	705,060.02	0.00		579,059.88		579,059.88	
91	POLICE PENSION INVESTMENTS	96,383,050.22	165,801.88	(1,514.72)	0.00			96,550,366.82	96,550,366.82	
	TOTAL FIRE PENSION	97,497,377.65	335,594.35	703,545.30	0.00	0.00	579,059.88	96,550,366.82	97,129,426.70	
	Total Trust & Agency Funds	168,774,485.97	679,061.61	1,400,215.52	0.00	0.00	2,264,189.32	165,789,142.74	168,053,332.06	0.00
	Total City Funds	241,469,468.78	11,941,272.2	13,722,221.3	(10,032.58)	0.00	61,499,167.30	178,179,319.81	239,678,487.11	0.00

Memorandum Items

Pooled Cash Investments	0.00	0.00	0.00	0.00	0.00	0.00	10,284,724.42	10,284,724.42	
City Funds ex Trust & Agency	72,694,982.81	11,262,210.58	12,322,005.76	(10,032.58)	0.00	59,234,977.98	22,674,901.49	71,625,155.05	0.00

Water Bond
Account # 8051000933
Fund 89

Investment Instrument	Maturity Date	Interest Rate	Par Value Amount	Tax Cost Amount	Accrued Interest Purchased + Rec'd.	Total Invested	Interest Earned	Accrued Interest Receivable	Total Interest Received	YTD Interest Received 2018	YTD Interest Received 2019	Estimated Income	
US Treasury Bond	01/15/16	0.37500%	0.00	0.00	0.00	0.00	530.10	0.00	530.10	0.00	0.00	0.00	ok
US Treasury Bond	05/15/16	0.25000%	0.00	0.00	0.00	0.00	2,717.03	0.00	2,717.03	0.00	0.00	0.00	ok
US Treasury Bond	06/15/16	0.50000%	0.00	0.00	0.00	0.00	6,378.42	0.00	6,378.42	0.00	0.00	0.00	ok
US Treasury Bond	07/15/16	0.62500%	0.00	0.00	0.00	0.00	11,574.39	0.00	11,574.39	0.00	0.00	0.00	ok
US Treasury Bond	08/15/16	0.62500%	0.00	0.00	0.00	0.00	13,101.22	0.00	13,101.22	0.00	0.00	0.00	ok
US Treasury Bond	08/31/16	1.00000%	0.00	0.00	0.00	0.00	22,912.09	0.00	22,912.09	0.00	0.00	0.00	ok
US Treasury Bond	10/15/16	0.62500%	0.00	0.00	0.00	0.00	589.14	0.00	589.14	0.00	0.00	0.00	ok
US Treasury Bond	11/15/16	0.62500%	0.00	0.00	0.00	0.00	6,413.12	0.00	6,413.12	0.00	0.00	0.00	ok
US Treasury Bond	12/15/16	0.62500%	0.00	0.00	0.00	0.00	1,446.38	0.00	1,446.38	0.00	0.00	0.00	ok
US Treasury Bond	12/31/16	0.62500%	0.00	0.00	0.00	0.00	3,923.23	0.00	3,923.23	0.00	0.00	0.00	ok
US Treasury Bond	04/15/17	0.87500%	0.00	0.00	0.00	0.00	2,033.65	0.00	2,033.65	0.00	0.00	0.00	ok
US Treasury Bond	05/15/17	0.87500%	0.00	0.00	0.00	0.00	11,159.88	0.00	11,159.88	0.00	0.00	0.00	ok
US Treasury Bond	06/15/17	0.87500%	0.00	0.00	0.00	0.00	9,706.28	0.00	9,706.28	0.00	0.00	0.00	ok
US Treasury Bond	07/15/17	0.87500%	0.00	0.00	0.00	0.00	12,292.80	0.00	12,292.80	0.00	0.00	0.00	ok
US Treasury Bond	08/15/17	0.87500%	0.00	0.00	0.00	0.00	14,546.87	0.00	14,546.87	0.00	0.00	0.00	ok
US Treasury Bond	09/15/17	1.00000%	0.00	0.00	0.00	0.00	18,488.95	0.00	18,488.95	0.00	0.00	0.00	ok
US Treasury Bond	10/15/17	0.87500%	0.00	0.00	0.00	0.00	17,858.17	0.00	17,858.17	0.00	0.00	0.00	ok
US Treasury Bond	11/15/17	0.87500%	0.00	0.00	0.00	0.00	30,692.68	0.00	30,692.68	0.00	0.00	0.00	ok
US Treasury Bond	12/15/17	1.00000%	0.00	0.00	0.00	0.00	24,824.18	0.00	24,824.18	0.00	0.00	0.00	ok
US Treasury Bond	01/15/18	0.87500%	0.00	0.00	0.00	0.00	5,075.97	0.00	5,075.97	4,375.00	0.00	0.00	ok
US Treasury Bond	09/30/18	1.37500%	0.00	0.00	0.00	0.00	6,762.30	0.00	6,762.30	6,762.30	0.00	0.00	ok
US Treasury Bond	10/31/18	0.75000%	0.00	0.00	0.00	0.00	5,563.86	0.00	5,563.86	5,563.86	0.00	0.00	ok
US Treasury Bond	11/30/18	1.00000%	0.00	0.00	0.00	0.00	9,918.03	0.00	9,918.03	9,918.03	0.00	0.00	ok
US Treasury Bond	12/31/18	1.37500%	0.00	0.00	0.00	0.00	22,717.39	0.00	22,717.39	22,717.39	0.00	0.00	ok
US Treasury Bond	01/31/19	1.12500%	0.00	0.00	0.00	0.00	8,503.53	0.00	8,503.53	0.00	8,503.53	0.00	ok
US Treasury Bond	04/30/19	1.25000%	3,000,000.00	2,984,531.25	3,107.73	2,987,638.98	6,526.17	9,633.90	0.00	0.00	0.00	37,500.00	ok
Federated US Treasury Cash Reserves	Liquid		1,558,854.69	1,558,854.69	66,280.28	1,625,134.97	6,143.23	273.15	5,870.08	1,796.32	374.31	35,823.52	ok
Total Investment(s)			4,558,854.69	4,543,385.94	69,388.01	4,612,773.95	282,399.06	9,907.05	275,599.74	51,132.90	8,877.84	73,323.52	

Pooled Cash
Account # 8051000942
Multiple Funds - Pooled Cash

Investment Instrument	Maturity Date	Interest Rate	Par Value Amount	Tax Cost Amount	Accrued Interest Purchased + Rec'd.	Total Invested	Interest Earned	Accrued Interest Receivable	Total Interest Received	YTD Interest Received 2018	YTD Interest Received 2019	Estimated Income	
US Treasury Bond	06/15/16	0.50000%	0.00	0.00	0.00	0.00	2,773.22	0.00	2,773.22	0.00	0.00	0.00	ok
US Treasury Bond	12/15/16	0.62500%	0.00	0.00	0.00	0.00	6,591.53	(0.00)	6,591.53	0.00	0.00	0.00	ok
US Treasury Bond	04/30/17	0.87500%	0.00	0.00	0.00	0.00	12,524.04	(0.00)	12,524.04	0.00	0.00	0.00	ok
US Treasury Bond	06/30/17	0.62500%	0.00	0.00	0.00	0.00	8,188.75	0.00	8,188.75	0.00	0.00	0.00	ok
US Treasury Bond	10/31/17	0.75000%	0.00	0.00	0.00	0.00	14,484.89	0.00	14,484.89	0.00	0.00	0.00	ok
US Treasury Bond	12/15/17	1.00000%	0.00	0.00	0.00	0.00	21,573.77	0.00	21,573.77	0.00	0.00	0.00	ok
US Treasury Bond	03/31/18	0.75000%	0.00	0.00	0.00	0.00	26,403.69	(0.00)	26,403.69	5,625.00	0.00	0.00	ok
US Treasury Bond	06/15/18	1.12500%	0.00	0.00	0.00	0.00	45,983.61	0.00	45,983.61	0.00	0.00	0.00	ok
US Treasury Bond	10/15/18	0.87500%	0.00	0.00	0.00	0.00	44,222.17	(0.00)	44,222.17	15,312.50	0.00	0.00	ok
US Treasury Bond	11/30/18	1.00000%	0.00	0.00	0.00	0.00	9,793.96	0.00	9,793.96	5,000.00	0.00	0.00	ok
US Treasury Bond	04/15/19	0.87500%	1,000,000.00	992,773.43	0.00	992,773.43	15,314.87	2,620.20	12,694.67	8,750.00	0.00	8,750.00	ok
US Treasury Bond	06/30/19	1.25000%	1,500,000.00	1,496,425.78	0.00	1,496,425.78	29,782.50	1,657.50	28,125.00	28,125.00	0.00	18,750.00	ok
US Treasury Bond	10/31/19	1.25000%	1,000,000.00	993,281.25	0.00	993,281.25	15,676.77	3,211.30	12,465.47	12,465.47	0.00	12,500.00	ok
US Treasury Bond	11/30/19	1.50000%	1,550,000.00	1,536,871.09	0.00	1,536,871.09	19,017.43	4,046.28	14,971.15	14,971.15	0.00	23,250.00	ok
US Treasury Bond	03/31/20	1.37500%	1,500,000.00	1,472,929.70	0.00	1,472,929.70	17,113.24	7,026.15	10,087.09	10,087.09	0.00	20,625.00	ok
US Treasury Bond	05/31/20	1.37500%	1,600,000.00	1,563,937.50	0.00	1,563,937.50	13,725.71	3,807.68	9,918.03	9,918.03	0.00	22,000.00	ok
US Treasury Bond	09/30/20	1.37500%	1,750,000.00	1,699,384.01	1,123.80	1,700,507.81	7,073.38	8,197.18	0.00	0.00	0.00	24,062.51	ok
Federated US Treasury Cash Reserves	Liquid		250,272.16	250,272.16	277,725.70	527,997.86	10,747.40	970.28	9,777.12	7,027.47	957.70	11,676.29	ok
Total Investment(s)			10,150,272.16	10,005,874.92	278,849.50	10,284,724.42	320,990.93	31,536.57	290,578.16	117,281.71	957.70	141,613.80	

Fire Capital Bond
Account # 1001006774
Fund 44

Investment Instrument	Maturity Date	Interest Rate	Par Value Amount	Tax Cost Amount	Accrued Interest Purchased + Rec'd.	Total Invested	Interest Earned	Accrued Interest Receivable	Total Interest Received	YTD Interest Received 2018	YTD Interest Received 2019	Estimated Income	
US Treasury Bond	10/31/18	0.75000%	0.00	0.00	0.00	0.00	917.12	0.00	917.12	917.12	0.00	0.00	ok
US Treasury Bond	11/30/18	1.00000%	0.00	0.00	0.00	0.00	1,639.34	0.00	1,639.34	1,639.34	0.00	0.00	ok
US Treasury Bond	12/31/18	1.37500%	0.00	0.00	0.00	0.00	4,231.49	0.00	4,231.49	4,231.49	0.00	0.00	ok
US Treasury Bond	02/28/19	1.12500%	750,000.00	745,136.72	0.00	745,136.72	4,254.34	3,589.43	664.91	664.91	0.00	8,437.50	ok
US Treasury Bond	03/31/19	0.99800%	750,000.00	748,505.86	3,080.36	751,586.22	1,015.99	4,096.35	0.00	0.00	0.00	12,187.50	ok
US Treasury Bond	05/31/19	1.12500%	1,000,000.00	989,609.38	0.00	989,609.38	5,635.62	1,947.10	3,688.52	3,688.52	0.00	11,250.00	ok
US Treasury Bond	08/31/19	1.00000%	1,000,000.00	984,218.75	0.00	984,218.75	5,007.24	4,219.20	788.04	788.04	0.00	10,000.00	ok
US Treasury Bond	09/30/19	1.37500%	500,000.00	494,648.44	1,152.13	495,800.57	1,189.92	2,342.05	0.00	0.00	0.00	6,875.00	ok
US Treasury Bond	11/30/19	1.00000%	1,000,000.00	979,648.44	0.00	979,648.44	5,009.49	1,730.80	3,278.69	3,278.69	0.00	10,000.00	ok
US Treasury Bond	02/29/20	1.37500%	1,000,000.00	980,742.19	0.00	980,742.19	6,932.96	5,849.40	1,083.56	1,083.56	0.00	13,750.00	ok
US Treasury Bond	05/31/20	1.37500%	1,000,000.00	977,070.31	0.00	977,070.31	6,888.00	2,379.80	4,508.20	4,508.20	0.00	13,750.00	ok
US Treasury Bond	08/31/20	1.37500%	750,000.00	729,990.23	0.00	729,990.23	5,208.20	4,395.53	812.67	812.67	0.00	10,312.50	ok
Federated US Treasury Cash Reserves	Liquid		112,653.48	112,653.48	28,604.03	141,257.51	1,696.98	261.23	1,435.75	1,177.42	258.33	3,130.27	ok
Total Investment(s)			7,862,653.48	7,742,223.80	32,836.52	7,775,060.32	49,626.69	30,810.89	23,048.29	22,789.96	258.33	99,692.77	
GRAND TOTALS:			22,571,780.33	22,291,484.66	381,074.03	22,672,558.69	653,016.68	72,254.51	589,226.19	191,204.57	10,093.87	314,630.09	

Notes:

Initial investments for 2015 proceeds settled on 11/25/15, and those for 2016 proceeds on 11/25/16, and 2018 proceeds on 07/31/18 (08/01/18 for Fire Capital).
Total Invested = Tax Cost Amount + Accrued Interest Purchased
Interest Received YTD = cash received
Estimated Income = projected annual interest income
Pooled Cash maturity on 6/15/16 was re-invested with a 6/30/17 maturity.
Pooled Cash maturity on 12/15/16 was re-invested with maturities of 6/30/17 and 11/30/18.
Pooled Cash maturity on 04/30/17 was re-invested with a maturity of 4/15/19.
Water Bond maturity on 05/15/17 was divided: $700,000 moved to cash and $2 million re-invested with a maturity of 12/15/17.
Water Bond maturity on 06/15/17 was divided: $1 million moved to cash and $1 million re-invested with a maturity of 1/15/18.
Pooled Cash maturity on 06/30/17 was re-invested with a maturity of 6/30/19.
Pooled Cash maturity on 10/31/17 was re-invested with a maturity of 10/31/19.
Pooled Cash maturity on 12/15/17 was re-invested with a maturity of 11/30/19.
Pooled Cash maturity on 03/31/18 was re-invested with a maturity of 03/31/20.
Pooled Cash maturity on 06/15/18 was re-invested with a maturity of 05/31/20.
Pooled Cash maturity on 10/15/18 was re-invested with a maturity of 09/30/20.
Pooled Cash maturity on 11/30/18 was re-invested with a maturity of 11/30/19.
Water Bond maturity on 11/30/18 was re-invested with a maturity of 04/30/19.
Fire Capital maturity on 11/30/18 was re-invested with a maturity of 09/30/19.
Fire Capital maturity on 12/31/18 was re-invested with a maturity of 03/31/19.

City of Decatur PBC **Period Ending:** **January, 2019**

Debt Schedule **date of update:** **January 1, 2019**

home debt liquidated gz approved

	Debt Instrument	Debt Purpose	Year of Issue	Year of Re Issue	Year of Maturity	Fund	Source	Payment(s) 1st	Payment(s) 2nd	Debt (Orig/ Refi) Issue	Debt at 1/1/2019	FY19 Principal Payments	FY19 Interest Payments	Debt at 12/31/2019	FY19 Total Debt Payments	
											input	input	input			
	Bond Debt															
Amort sch #																
10	2008 Bonds	Water & Olde Towne TIF Projects	2005/2008	2008	2024	19/80	19/80	6/15	12/15	10,000,000.00	-			-	-	Refunded
11	2010A Bonds	LOC Payoff-Reynolds Bulding	2005/2008	2010	2030	50	Tax Levy	6/15	12/15	8,715,000.00	7,235,000.00	495,000.00	403,095.02	6,740,000.00	898,095.02	ok
12	2010B Bonds (BAB/RZEDB)	Water/Old Towne TIF Bonds	2010		2030	80/50/19	80/TL/19	6/15	12/15	28,270,000.00	20,645,000.00	1,325,000.00	1,205,217.50	19,320,000.00	2,530,217.50	ok
13	2010C Bonds	Parking Garage Renovation	2010		2024	19/50	19/TL	6/15	12/15	2,800,000.00	1,430,000.00	215,000.00	57,200.00	1,215,000.00	272,200.00	ok
14	2010D Bonds	Library	1998	2010	2017	50	Tax Levy	6/15	12/15	1,805,000.00	-			-	-	Liquidated
17	2012 Bonds	Refunding of 2004A GO Bonds	2012		2025	50	Tax Levy	3/1	9/1	8,030,000.00	4,860,000.00	645,000.00	104,231.26	4,215,000.00	749,231.26	ok
18	2013 Bonds	Refunding of 2004B GO Bonds	2013		2025	80	80	3/1	9/1	17,220,000.00	10,840,000.00	1,325,000.00	498,975.00	9,515,000.00	1,823,975.00	ok
25	2014 Bonds	Lake Decatur Dredging	2014		2034	80	80	3/1	9/1	24,055,000.00	20,745,000.00	920,000.00	934,837.50	19,825,000.00	1,854,837.50	ok
32	2015 Bonds	Lake Decatur Dredging	2015		2035	80	80	3/1	9/1	23,305,000.00	20,860,000.00	865,000.00	870,350.00	19,995,000.00	1,735,350.00	ok
39	2016 Bonds	Lake Decatur Dredging	2016		2036	80	80	3/1	9/1	22,205,000.00	21,205,000.00	785,000.00	939,056.26	20,420,000.00	1,724,056.26	ok
48	2017 Bonds	Refunding of 2008 GO Bonds	2017		2024	80	80	6/15	12/15	6,275,000.00	5,375,000.00	925,000.00	205,750.00	4,450,000.00	1,130,750.00	ok
49	2018 Bonds	Lake Decatur Dredging, Fire Stations	2018		2038	80/50	80/TL	3/1	9/1	25,810,000.00	25,810,000.00	785,000.00	1,240,700.00	25,025,000.00	2,025,700.00	ok
	xxx															
	Total Bond Debt									178,490,000.00	139,005,000.00	8,285,000.00	6,459,412.54	130,720,000.00	14,744,412.54	
	Promissory Notes & Loans Payable															
6	HUD Section 108	Wabash Crossing	2002		2022	50	18/Pilot	2/1	8/1	3,000,000.00	810,000.00	195,000.00	48,859.00	615,000.00	243,859.00	ok
23	2013 Promissory Note	Jonson Controls Initiative	2013		2028	various	80/10/60/70	Qtry	Qtry	17,212,394.00	14,311,177.81	903,443.86	485,056.14	13,407,733.95	1,388,500.00	ok
15	IEPA Contruction Loan	Nitrate Facility (L171674)	2002		2022	80	80	6/1	12/1	7,172,169.35	1,492,449.94	444,204.82	40,152.90	1,048,245.12	484,357.72	ok
16	IEPA Water Loan	Water Projects (L172552)	2011		2031	80	80	1/10	7/10	6,993,328.01	4,701,847.51	361,680.58	-	4,340,166.93	361,680.58	ok
28	IEPA Contruction Loan	Lakeshore Drive Sewer (L174873)	2013		2034	79	79	4/16	10/16	7,589,672.70	6,301,984.12	339,698.44	119,997.12	5,962,285.68	459,695.56	ok
29	Busey Bank	DPD Furniture & Technology (17355)	2014		2019	10	10	Qtry	Qtry	1,500,000.00	156,940.69	156,940.69	821.73	-	157,762.42	ok
34	IEPA Contruction Loan	Union Street Sewer (L175280)	2015		2035	79	79	1/8	7/8	2,172,218.21	1,905,232.65	95,165.02	37,537.12	1,810,067.63	132,702.14	ok
30	Busey Bank	Fire Apparatus - Pumper (20835)	2015		2022	49	49	5/4		439,939.77	259,932.14	62,783.59	5,978.44	197,148.55	68,762.03	ok
35	Soy Capital	Motorola Radio System	2015		2022	10/70	10/70	1/5		1,000,000.00	585,232.07	144,385.92	16,614.08	440,846.15	161,000.00	ok
33	Busey Bank	Police Vehicles - Interceptor (10) (21915)	2015		2017	33	33	Qtry	Qtry	284,732.00	-			-	-	Liquidated
37	Busey Bank (drawdown)	Fire Facility Rehabilitation (24045)	2016		2023	49	49	2/15	8/15	2,200,000.00	-	-	-	-	-	Liquidated
38	Busey Bank (drawdown)	Local Street Resurfacing (24040)	2016		2023	42	42	2/15	8/15	7,500,000.00	5,089,834.59	1,071,428.56	90,000.00	4,018,406.03	1,161,428.56	ok
45	IEPA Contruction Loan	7th Ward Sewer (L175329)	2016		2038	79	79	3/17	9/17	8,540,318.96	8,364,038.43	363,332.54	144,788.02	8,000,705.89	508,120.56	ok
43	Busey Bank	Police Vehicles - Interceptor (12) (26385)	2017		2018	33	33	Qtry	Qtry	460,011.46	174,647.97	174,647.97	1,740.63	-	176,388.60	ok
44	Busey Bank	Public Works Heavy Equipment (26530)	2017		2022	61	61	Qtry	Qtry	180,624.00	138,170.52	35,221.46	4,064.18	102,949.06	39,285.64	ok
46	IEPA Contruction Loan Pending	Nelson Park Storm Sewer (L175315)	2017			78	78			4,012,487.00	2,337,368.08	-	-	2,337,368.08	-	ok
	xxx															
	Total Notes & Loans Payable									70,257,895.46	46,628,856.52	4,347,933.45	995,609.36	42,280,923.07	5,343,542.81	
	Capital Leases															
19	Busey Bank	Fire Apparatus Arial Platform (10)	2011		2018	49	49	9/1		947,850.00	-	-	-	-	-	Liquidated
22	Busey Bank	Water Service Truck (1) (10855)	2013		2018	80	80	Qtry	Qtry	33,988.00	-	-	-	-	-	Liquidated
24	Busey Bank	Sewer Vactor Truck (1) (15820)	2013		2018	79	79	Qtry	Qtry	321,998.00	-	-	-	-	-	Liquidated
26	Busey Bank	Water Service Truck (1) (17360)	2014		2019	80	80	Qtry	Qtry	25,150.00	1,318.97	1,318.97	6.61	-	1,325.58	ok
27	Busey Bank	Traffic Service Truck (1) (17365)	2014		2019	10	10	Qtry	Qtry	31,114.00	1,631.41	1,631.41	8.16	-	1,639.57	ok
36	Busey Bank	Fire Vehicles Interceptor (2) (23250)	2016		2019	49	49	Qtry	Qtry	62,859.84	10,740.48	10,740.48	79.60	-	10,820.08	ok
40	De Lage Landen	VOIP Telephone System	2016		2021	10	10	1/22		351,560.00	211,517.28	66,764.71	11,638.55	144,752.57	78,403.26	ok
41	PNC Equipment Finance	Fire Apparatus Pierce Pumper (202806)	2017		2023	49	49	3/1		428,380.00	361,167.20	68,833.30	8,707.74	292,333.90	77,541.04	ok
42	Presidio Technology Capital	IT Data Storage Equipment	2017		2019	10	10	7/1		285,965.66	95,321.88	95,321.88	-	-	95,321.88	ok
47	PNC Equipment Finance	Public Works Dump Trucks (2) (211637)	2018		2024	61	61	3/2	9/2	331,508.00	284,721.99	43,582.43	9,222.79	241,139.56	52,805.22	ok
50	Motorola Solutions Credit	Police Radios & equipment (24533)	2018		2023	33	33	12/15		1,004,370.24	1,004,370.24	217,612.86	-	786,757.38	217,612.86	ok
	xxx										-			-	-	
	Total Capital Leases									3,824,743.74	1,970,789.45	505,806.04	29,663.45	1,464,983.41	535,469.49	
	Total City Debt									252,572,639.20	187,604,645.97	13,138,739.49	7,484,685.35	174,465,906.48	20,623,424.84	
											note 1					

Note(s)

1 *Debt at beginning of period includes new debt issues or draws within the fiscal period*

2 *Drawdown loan expected to be fully drawn at 12/31/2018*

3 *Draw loan in progress fcst of draws to 12/31/2018 - expect full draw to project completion in 2019 - 1st debt payment in 2019*

City of Decatur PBC **Period Ending:** **January, 2019**

Debt Schedule **date of update:** **Janaury 1, 2019**

home | debt liquidated

Amort sch #	Debt Instrument	Debt Purpose	Payment Method	Debt Held By Lendor	Paying Agent	Debt Payment	Debt Payment	Debt Payment	Debt Payment
	Bond Debt								
10	2008 Bonds	Water & Olde Towne TIF Projects	wire transfer	bond holders	BONY Mellon	fund 19 43.2%	fund 80 56.8%		
11	2010A Bonds	LOC Payoff-Reynolds Bulding	wire transfer	bond holders	BONY Mellon	tax levy 100%			
12	2010B Bonds (BAB/RZEDB)	Water/Old Towne TIF Bonds	wire transfer	bond holders	BONY Mellon	fund 80 64.6%	tax levy 25.3%	fund 19 10.1%	
13	2010C Bonds	Parking Garage Renovation	wire transfer	bond holders	BONY Mellon	fund 19 50%	tax levy 50%		
14	2010D Bonds	Library	wire transfer	bond holders	BONY Mellon	tax levy 100%			
17	2012 Bonds	Refunding of 2004A GO Bonds	wire transfer	bond holders	US Bank	tax levy 100%			
18	2013 Bonds	Refunding of 2004B GO Bonds	wire transfer	bond holders	US Bank	fund 80 100%			
25	2014 Bonds	Lake Decatur Dredging	wire transfer	bond holders	US Bank	fund 80 100%			
32	2015 Bonds	Lake Decatur Dredging	wire transfer	bond holders	US Bank	fund 80 100%			
39	2016 Bonds	Lake Decatur Dredging	wire transfer	bond holders	US Bank	fund 80 100%			
48	2017 Bonds	Refunding of 2008 GO Bonds	wire transfer	bond holders	US Bank	fund 80 100%			
49	2018 Bonds	Lake Decatur Dredging, Fire Stations	wire transfer	bond holders	US Bank	fund 80	tax levy	tax levy	
	xxx								
	xxx								
	Total Bond Debt								
	Promissory Notes & Loans Payable								
6	HUD Section 108	Wabash Crossing	wire transfer	HUD 108 collections	BONY Mellon	fund 18 principal payment / fund 50 Pilot and or 21 interest pmt			
23	2013 Promissory Note	Jonson Controls Initiative	wire transfer	Regions Capital Advantage, Inc.	Regions Bank Trust	fund 80 94.0%	fund 10 1.0%	fund 60 4.0%	fund 70 1.0%
15	IEPA Contruction Loan	Nitrate Facility (L171674)	wire transfer	Illinois EPA	Amalgated Bank of Chicago	fund 80 100%			
16	IEPA Water Loan	Water Projects (L172552)	wire transfer	Illinois EPA	Amalgated Bank of Chicago	fund 80 100%			
28	IEPA Contruction Loan	Lakeshore Drive Sewer (L174873)	wire transfer	Illinois EPA	Amalgated Bank of Chicago	fund 79 100%			
29	Busey Bank	DPD Furniture & Technology (17355)	check	Busey Bank	Busey Bank	fund 10 100%			
34	IEPA Contruction Loan	Union Street Sewer (L175280)	wire transfer	Illinois EPA	Amalgated Bank of Chicago	fund 79 100%			
30	Busey Bank	Fire Apparatus - Pumper (20835)	check	Busey Bank	Busey Bank	fund 49 100%			
35	Soy Capital	Motorola Radio System	check	Soy Capital Bank & Trust	Soy Capital Bank & Trust	fund 10 80%	fund 70 20%		
33	Busey Bank	Police Vehicles - Interceptor (10) (21915)	check	Busey Bank	Busey Bank	fund 33 100%			
37	Busey Bank	Fire Facility Rehabilitation (24045)	wire transfer	Busey Bank	Busey Bank	fund 49 100%			
38	Busey Bank	Local Street Resurfacing (24040)	bank transfer	Busey Bank	Busey Bank	fund 42 100%			
45	IEPA Contruction Loan	7th Ward Sewer (L175329)	wire transfer	Illinois EPA	Amalgated Bank of Chicago	fund 79 100%			
43	Busey Bank	Police Vehicles - Interceptor (12) (26385)	check	Busey Bank	Busey Bank	fund 33 100%			
44	Busey Bank	Public Works Heavy Equipment (26530)	check	Busey Bank	Busey Bank	fund 61 100%			
46	IEPA Contruction Loan Pending	Nelson Park Storm Sewer (L175315)				fund 78 100%			
	xxx								
	Total Loans Payable								
	Capital Leases								
19	Busey Bank	Fire Apparatus Arial Platform (10)	check	Busey Bank	Busey Bank	fund 49 100%			
22	Busey Bank	Water Service Truck (1) (10855)	check	Busey Bank	Busey Bank	fund 80 100%			
24	Busey Bank	Sewer Vactor Truck (1) (15820)	check	Busey Bank	Busey Bank	fund 79 100%			
26	Busey Bank	Water Service Truck (1) (17360)	check	Busey Bank	Busey Bank	fund 80 100%			
27	Busey Bank	Traffic Service Truck (1) (17365)	check	Busey Bank	Busey Bank	fund 10 100%			
36	Busey Bank	Fire Vehicles Interceptor (2) (23250)	check	Busey Bank	Busey Bank	fund 49 100%			
40	De Lage Landen	VOIP Telephone System	check	De Lage Landen Public Finance	De Lage Landen Public Finance	fund 10 100%			
41	PNC Equipment Finance	Fire Apparatus Pierce Pumper (202806)	check	PNC Equipment Finance	PNC Equipment Finance	fund 49 100%			
42	Presidio Technology Capital	IT Data Storage Equipment	check	Presidio Technology Capital	Presidio Technology Capital	fund 10 100%			
47	PNC Equipment Finance	Public Works Dump Trucks (2) (211637)	check	PNC Equipment Finance	PNC Equipment Finance	fund 61 100%			
50	Motorola Solutions Credit	Police Radios & equipment (24533)	tbd	Motorola Solutions Credit Co	Motorola Solutions Credit Co	fund 33 100%			
	xxx								
	Total Capital Leases								
	Total City Debt								

City of Decatur home **Month of: January, 2019**

Water Bond Issue - Status of Water Bond Fund 89

Bond Issuance	2018
Par Value of Bonds	16,210,000
Premium	1,561,921
Total Source of Funds	17,771,921
Total Use of Funds	17,771,921
Underwriter's Discount	113,470
Bond Insurance	51,964
Closing Costs	84,636
Bond Proceeds	17,521,851

Project Scope	
Temporary Easements	-
Road Improvements	-
Dredging	17,521,851
Other	-
Total Scope	17,521,851

Fund Description *Accounts for capital improvements that are financed by the proceeds from the issuance of bonds*

The Lake Decatur Dredging initiative is a $90.4 investment spanning 6 years with completion envisioned in 2019. The project includes the dredging of lake basins 1, 2, 3 and 4.

On July 17, 2018, the City issued general obligation bonds with 20 year maturity raising the cash proceeds to defray the cost of Phase IV of the Lake Decatur Dreding Project.

Actual Bond Spend Activity in Fiscal year 2018	January	February	March	April	May	June	July	August	September	October	November	December	Total
Proceeds available to spend		-	-	-	-	-	17,521,851	17,521,851	15,253,075	15,244,431	13,939,120	12,728,383	
Revenues													
Interest Income							-	1,704	185	20,837	22,523	37,695	82,943
Expenditures													
Dredging - Great Lakes Dredge							-	2,270,480	-	1,315,112	1,218,447	1,041,863	5,845,901
Dredging - Chastain & Assoc							-	-	8,829	11,036	14,814	8,677	43,356
Dredging - Klingner & Assoc							-	-	-	-	-	-	-
													-
Total Expenditures	-	-	-	-	-	-	-	2,270,480	8,829	1,326,148	1,233,260	1,050,540	5,889,257
Ending cash available	-	-	-	-	-	-	17,521,851	15,253,075	15,244,431	13,939,120	12,728,383	11,715,538	
							-	-	-	-	-	-	

Actual Bond Spend Activity in Fiscal year 2019	January	February	March	April	May	June	July	August	September	October	November	December	Total
Proceeds available to spend	11,715,538	8,911,826	8,911,826	8,911,826	8,911,826	8,911,826	8,911,826	8,911,826	8,911,826	8,911,826	8,911,826	8,911,826	
Revenues													
Interest Income	17,893												17,893
Expenditures													
Dredging - Great Lakes Dredge	2,811,807												2,811,807
Dredging - Chastain & Assoc	9,799												9,799
Dredging - Klingner & Assoc													-
													-
Total Expenditures	2,821,606	-	-	-	-	-	-	-	-	-	-	-	2,821,606
Ending cash available	8,911,826	8,911,826	8,911,826	8,911,826	8,911,826	8,911,826	8,911,826	8,911,826	8,911,826	8,911,826	8,911,826	8,911,826	
	-												

City of Decatur
City Treasurer's Financial Report
General Fund Summary

Period Ending: **January, 2019**

Month of Fiscal Year	1 Jan	2 Feb	3 Mar	4 Apr	5 May	6 Jun	7 Jul	8 Aug	9 Sep	10 Oct	11 Nov	12 Dec	Actual YTD	Revised Budget
	yes													
REVENUE														
Actual	5,376,047												5,376,047	
Budget Projection	4,667,924	5,329,554	4,883,409	4,731,866	5,628,667	4,740,606	9,695,351	5,013,860	4,771,764	8,607,282	4,838,887	5,090,829		68,000,000
Vs budget in month	708,122	-	-	-	-	-	-	-	-	-	-	-		
Vs budget to date	708,122	-	-	-	-	-	-	-	-	-	-	-	708,122	
EXPENSE														
Personnel Expense														
Actual	3,187,741												3,187,741	
Budget Projection	3,445,995	3,345,995	3,345,995	3,345,995	4,953,034	3,345,995	8,185,099	3,345,995	3,345,995	8,634,919	3,345,995	3,819,005		52,460,014
Vs budget in month	(258,254)	-	-	-	-	-	-	-	-	-	-	-		
Vs budget to date	(258,254)	-	-	-	-	-	-	-	-	-	-	-	(258,254)	
Operating Expense														
Actual	911,157												911,157	
Budget Projection	1,480,430	1,143,133	1,000,649	1,787,461	999,953	1,175,480	1,547,739	1,290,484	952,254	1,600,254	956,971	1,605,178		15,539,986
Vs budget in month	(569,273)	-	-	-	-	-	-	-	-	-	-	-		
Vs budget to date	(569,273)	-	-	-	-	-	-	-	-	-	-	-	(569,273)	
TOTAL EXPENSE														
Actual	4,098,898	-	-	-	-	-	-	-	-	-	-	-	4,098,898	
Budget Projection	4,926,425	4,489,128	4,346,644	5,133,455	5,952,987	4,521,474	9,732,838	4,636,479	4,298,249	10,235,172	4,302,966	5,424,183		68,000,000
Vs budget in month	(827,527)	-	-	-	-	-	-	-	-	-	-	-		
Vs budget to date	(827,527)	-	-	-	-	-	-	-	-	-	-	-	(827,527)	
Surplus / (Deficit)														
Actual	1,277,149	-	-	-	-	-	-	-	-	-	-	-	1,277,149	
Budget Projection	(258,501)	840,426	536,765	(401,589)	(324,320)	219,131	(37,487)	377,381	473,515	(1,627,891)	535,922	(333,354)		0
Vs budget in month	1,535,650	-	-	-	-	-	-	-	-	-	-	-		
Vs budget to date	1,535,650	-	-	-	-	-	-	-	-	-	-	-	1,535,650	
Beginning Cash Balance	5,195,823	-	-	-	-	-	-	-	-	-	-	-		
Balance Sheet Adjustments	9,408													
Ending Cash Balance	6,482,379	-	-	-	-	-	-	-	-	-	-	-		

City of Decatur
City Treasurer's Financial Report
Revenue Tracking Schedule

Shaded revenues are not expected to receive revenue in given month.

Period Ending: January, 2019

Div		Fund	1 Jan	2 Feb	3 Mar	4 Apr	5 May	6 Jun	7 Jul	8 Aug	9 Sep	10 Oct	11 Nov	12 Dec	Actual YTD	Revised Budget	% of Budget
Memo Items																	
PROPERTY TAX TOTAL																	
var	REAL ESTATE TAX-CIVIL CITY	var	725,724												725,724	13,599,460	5%
var	REAL ESTATE TAX-TIF DISTRICTS	var	216,299												216,299	2,216,565	10%
	OTHER TAXES TOTAL		942,023	-	-	-	-	-	-	-	-	-	-	-	942,023	15,816,025	6%
OTHER TAXES TOTAL																	
var	LOCAL SALES TAX	var	892,334												892,334	10,073,860	9%
var	STATE SALES TAX	var	984,872												984,872	11,501,040	9%
	OTHER TAXES TOTAL		1,877,205	-	-	-	-	-	-	-	-	-	-	-	1,877,205	21,574,900	9%
	GENERAL FUND																
LOCAL TAXES																	
301302	CABLE TV TAX	10	23,697												23,697	983,000	2%
301203	FOOD & BEVERAGE TAX	10	294,707												294,707	3,236,000	9%
301204	HOTEL AND MOTEL TAX	10	64,314												64,314	979,000	7%
301106	MOBILE HOME PRIVELEGE TAX	10	15,121												15,121	11,000	137%
301103	PROPERTY TAX	10	514,582												514,582	8,814,120	6%
301202	TELEPHONE UTILITY TAX	10	131,098												131,098	1,492,000	9%
301209	UTILITY TAX - ELECTRIC & GAS	10	438,577												438,577	5,644,000	8%
	Sub Total		1,482,097	-	-	-	-	-	-	-	-	-	-	-	1,482,097	21,159,120	7%
OTHER TAXES (REMITTED BY STATE)																	
301208	AUTO RENTAL TAX	10	3,644												3,644	37,000	10%
301205	LOCAL SALES TAX	10	873,814												873,814	9,838,200	9%
301207	LOCAL USE TAX	10	205,607												205,607	2,572,000	8%
302105	STATE INCOME TAX	10	631,574												631,574	7,558,000	8%
302104	STATE REPLACEMENT TAX	10	118,244												118,244	891,000	13%
301201	STATE SALES TAX	10	970,292												970,292	11,306,800	9%
301210	VIDEO GAMING TAX	10	121,070												121,070	1,448,000	8%
	Sub Total		2,924,244	-	-	-	-	-	-	-	-	-	-	-	2,924,244	33,651,000	9%
OTHER GOVERNMENTAL SOURCES																	
301102	ROAD & BRIDGE TAX	10	13,877												13,877	380,000	4%
	Sub Total		13,877	-	-	-	-	-	-	-	-	-	-	-	13,877	380,000	4%
CHARGE SERVICES (INTERNAL CITY)																	
303607	PAYMENT IN LIEU OF TAXES	10	144,511												144,511	1,734,132	8%
303608	RISK & EE BENEFIT SERVICES	10	13,801												13,801	165,600	8%
303621	ADMIN SERVICES	10	160,771												160,771	1,929,252	8%
303622	PUBLIC WORKS SERVICES	10	140,103												140,103	1,681,236	8%
303623	HUMAN RELATIONS SERVICES	10	6,873												6,873	82,476	8%
303624	PURCHASING SERVICES	10	12,581												12,581	150,972	8%
303626	BLDG INSPECTION SERVICES	10	14,063												14,063	168,756	8%
303627	PENSION FUND ADMIN SERV	10	4,280												4,280	51,360	8%
303628	SEWER FUND-EPA	10	28,053												28,053	336,636	8%
306700	IT SERVICES	10	64,607												64,607	775,284	8%
306707	CDBG PERSONNEL/EXP REIMB	10	37,197												37,197	384,485	10%
306751	HOME PERSONNEL/EXP REIMB	10	2,982												2,982	101,551	3%
306753	DUATS PERSONNEL/EXP REIMB	10	46,624												46,624	97,263	48%
303601	MFT REIMB-MSC/TRAF SIGNAL	10	18,879												18,879	523,000	4%
303606	WATER STREET CUTS	10	21,828												21,828	312,000	7%
	Sub Total	10	717,153	-	-	-	-	-	-	-	-	-	-	-	717,153	8,494,003	8%

City of Decatur
City Treasurer's Financial Report
Revenue Tracking Schedule

Shaded revenues are not expected to receive revenue in given month.

Period Ending: January, 2019

Div	Month of Fiscal Year	Fund	1 Jan	2 Feb	3 Mar	4 Apr	5 May	6 Jun	7 Jul	8 Aug	9 Sep	10 Oct	11 Nov	12 Dec	Actual YTD	Revised Budget	% of Budget
3rd Party Revenue																	
303413	AMEREN FRANCHISE PAYMENTS	10	76,759												76,759	921,000	8%
303510	ELECTRIC AGGREGATION ADMIN	10	5,996												5,996	79,000	8%
	Sub Total		82,756	-	-	-	-	-	-	-	-	-	-	-	82,756	1,000,000	8%
Grants																	
302106	FEDERAL	10	-												-	-	-
302114	POLICE OT REIMBURSEMENTS	10	9,868												9,868	137,000	7%
302107	STATE GRANTS OR OTHER	10	-												-	119,000	0%
	Sub Total	10	9,868	-	-	-	-	-	-	-	-	-	-	-	9,868	256,000	4%
Fees for Services External																	
304300	ANIMAL REGISTRATION LATE FEES	10	475												475	9,000	5%
304302	GARBAGE HAULERS	10	-												-	27,000	0%
304303	CONTRACTOR LICENSES	10	6,750												6,750	28,000	24%
304304	LIQUOR LICENSES	10	-												-	534,000	0%
304306	BOAT LICENSES	10	-												-	127,000	0%
304307	OTHER LICENSES	10	2,782												2,782	183,000	2%
304401	BUILDING PERMITS	10	5,682												5,682	271,000	2%
304402	PIER PERMITS	10	-												-	76,000	0%
303301	ON STREET PARKING	10	242												242	9,000	3%
303302	PARKING LOT 1	10	999												999	20,000	5%
303306	PARKING LOT 10	10	368												368	8,000	5%
303308	GARAGE C	10	3,820												3,820	66,000	6%
303310	RESIDENTIAL PARKING	10	780												780	2,000	39%
303312	DOWNTOWN EMPL PARKING PERMIT	10	2,353												2,353	28,000	8%
304490	ADMIN COURT FINES	10	7,991												7,991	107,000	7%
305500	ADMINISTRATIVE COURT FEES	10	4,425												4,425	58,000	8%
305501	COURT FINES	10	10,708												10,708	163,000	7%
305502	BOOT FEE	10	280												280	7,000	4%
305503	WEED CUTTING FEES	10	2,272												2,272	71,000	3%
305505	ILLEGAL USE OF VEHICLE	10	27,000												27,000	296,000	9%
305506	OVERTIME PARKING FEES	10	13,258												13,258	165,000	8%
305507	VARIANCE AND ZONING	10	940												940	11,000	9%
305513	OTHER FINES AND FEES	10	140												140	4,000	4%
305516	PET CITATIONS	10	8,693												8,693	72,000	12%
305517	DUCK BLIND FEES	10	-												-	1,000	0%
305520	TRASH & CLEAN UP FINES	10	2,063												2,063	45,000	5%
303415	PROFESSIONAL STANDARDS	10	1,501												1,501	3,000	50%
308801	RENTAL OF CITY PROPERTY	10	100												100	1,200	8%
308802	SALE OF CITY PROPERTY	10	-												-	500	0%
308803	SALE OF OTHER PROPERTY	10	-												-	400	0%
308807	DEMOLITION PAYMENTS	10	4,585												4,585	36,000	13%
308810	DAMAGE TO CITY PROPERTY	10	-												-	2,500	0%
308814	INVENTORY REIMBURSEMENTS	10	-												-	-	-
308817	NOISE ORDINANCE FINES	10	-												-	-	-
308890	REIMBURSEMENT OF EXPENSE	10	-												-	5,000	0%
308898	BANK RECONCILIATION ADJ	10	-												-	277	0%
308899	MISCELLANEOUS INCOME	10	1,946												1,946	40,000	5%
310010	FIRE PROGRAMS	10	-												-	7,000	0%
305512	FIRE & BURGLAR ALARMS	10	200												200	2,000	10%
305514	POLICE RECORDS	10	715												715	12,000	6%
302401	STATE ROUTE MAINTENANCE	10	30,559												30,559	119,000	26%
303405	SCHOOL DISTRICT REIMB	10	-												-	413,000	0%
	Sub Total		141,629	-	-	-	-	-	-	-	-	-	-	-	141,629	3,029,877	5%
Investment/Other Income																	
307101	INTEREST INCOME	10	4,425												4,425	30,000	15%
	Sub Total		4,425	-	-	-	-	-	-	-	-	-	-	-	4,425	30,000	15%
	General Fund Total		**5,376,047**	**-**	**-**	**-**	**-**	**-**	**-**	**-**	**-**	**-**	**-**	**-**	**5,376,047**	**68,000,000**	8%

Development Services

City of Decatur
City Treasurer's Financial Report
Revenue Tracking Schedule

Shaded revenues are not expected to receive revenue in given month.

Period Ending: January, 2019

Div	Month of Fiscal Year	Fund	1 Jan	2 Feb	3 Mar	4 Apr	5 May	6 Jun	7 Jul	8 Aug	9 Sep	10 Oct	11 Nov	12 Dec	Actual YTD	Revised Budget	% of Budget
various	PLANNING	12	6,058												6,058	78,000	8%
various	HOME PROGRAM	17	34,253												34,253	874,373	4%
various	CDBG	18	132,247												132,247	2,756,561	5%
various	DUATS	22	82,801												82,801	260,000	32%
various	PEG PROJECTS	40	36												36	76,250	0%
various	MASS TRANSIT	70	85,055												85,055	9,265,500	1%
various	DCDF	82	2,727												2,727	18,000	15%
various	NEIGHBORHOOD IMPROVEMENTS	83	1												1	-	-
various	COMMUNITY REVITALIZATION	84	799												799	130,000	1%
various	RECYCLING	88	64,434												64,434	698,500	9%
	Sub Total		408,410	-	-	-	-	-	-	-	-	-	-	-	408,410	14,157,184	3%
Redevelopment & TIF																	
various	OLDE TOWNE TIF	19	73,938												73,938	1,610,075	5%
various	SE PLAZA TIF	20	9,813												9,813	431,832	2%
various	WABASH CROSSING TIF	21	141,852												141,852	558,806	25%
various	EASTGATE TIF	23	16,335												16,335	322,458	5%
various	SOUTHSIDE TIF	24	65												65	19,897	0%
various	PINES SHOPPING CENTER TIF	28	2,802												2,802	105,772	3%
various	GRAND & OAKLAND TIF	29	5,185												5,185	191,644	3%
	Sub Total		249,991	-	-	-	-	-	-	-	-	-	-	-	249,991	3,240,484	8%
Public Safety																	
various	STATE DRUG ENFORCEMENT	25	39,635												39,635	192,400	21%
various	DUI COURT FINES	26	6,465												6,465	118,965	5%
various	POLICE PROGRAMS/LAB	27	311												311	15,010	2%
various	FEDERAL DRUG ENFORCEMENT	30	18,876												18,876	150,200	13%
various	FIRE EMERGENCY GRANT	32	-												-	100,000	0%
various	POLICE CAPITAL	33	714												714	1,342,300	0%
various	FOREIGN FIRE INSURANCE	37	440												440	100,000	0%
various	POLICE JUSTICE ADMIN GRANT	39	-												-	40,000	0%
various	2018 PROJECT FUND	44	594												594	33,000	2%
various	FIRE CAPITAL	49	130,375												130,375	175,000	74%
	Sub Total		197,410	-	-	-	-	-	-	-	-	-	-	-	197,410	2,266,875	9%
Debt Service																	
various	DEBT SERVICE	50	72,441												72,441	2,068,633	4%
Public Works & Capital																	
various	LOCAL STREETS & ROADS	42	159,154												159,154	1,781,000	9%
various	CAPITAL STREET PROJECTS	45	16,080												16,080	175,538	9%
various	MFT PROJECTS	46	166,206												166,206	2,128,000	8%
various	MAJOR MOVES	47	30,000												30,000	7,632,250	0%
various	FLEET MAINTENANCE	60	203,373												203,373	2,849,652	7%
various	EQUIPMENT REPLACEMENT	61	403												403	3,300	12%
various	STORMWATER PROJECTS	78	129,580												129,580	2,720,865	5%
various	SEWER PROJECTS	79	541,245												541,245	9,627,720	6%
	Sub Total		1,246,042	-	-	-	-	-	-	-	-	-	-	-	1,246,042	26,918,325	5%
Library																	
various	LIBRARY OPERATIONS	35	232,364												232,364	3,835,545	6%
various	LIBRARY CAPITAL	58	78												78	250,000	0%
various	LIBRARY TRUST FUNDS	59	410												410	30,000	1%
	Sub Total		232,853	-	-	-	-	-	-	-	-	-	-	-	232,853	4,115,545	6%

City of Decatur
City Treasurer's Financial Report
Revenue Tracking Schedule

Shaded revenues are not expected to receive revenue in given month.

Period Ending: January, 2019

Div		Fund	1 Jan	2 Feb	3 Mar	4 Apr	5 May	6 Jun	7 Jul	8 Aug	9 Sep	10 Oct	11 Nov	12 Dec	Actual YTD	Revised Budget	% of Budget
Other Miscellaneous																	
various	BUILDING FUND	34	49,627												49,627	2,394,888	2%
various	BAND	36	6,373												6,373	95,256	7%
various	RISK MANAGEMENT	64	274,224												274,224	3,305,548	8%
various	EMPLOYEE BENEFIT	65	725,607												725,607	11,450,728	6%
various	FIBER OPTICS	77	684												684	10,000	7%
	Sub Total		1,056,516	-	-	-	-	-	-	-	-	-	-	-	1,056,516	17,256,420	6%
Water Utility & Capital																	
various	WATER	80	2,395,149												2,395,149	31,360,000	8%
various	WATER CAPITAL	81	9,458												9,458	4,025,538	0%
various	WATER BOND FUND	89	17,893												17,893	36,895	48%
	Sub Total		2,422,501	-	-	-	-	-	-	-	-	-	-	-	2,422,501	35,422,433	7%
Fudiciary Trust & Agency																	
various	FIRE PENSION	90	343,467												343,467	9,933,645	3%
various	POLICE PENSION	91	335,594												335,594	10,977,477	3%
	Sub Total		679,062	-	-	-	-	-	-	-	-	-	-	-	679,062	20,911,122	3%
	Grand Total Revenues		11,941,272	-	-	-	-	-	-	-	-	-	-	-	11,941,272	194,357,021	6%

City of Decatur, Macon County home
Property Tax Levy
City and TIF Districts
Billed Tax Amounts

Net Assessed Value $: 814,500,000 not certified
City Tax Rate: 1.70374% not certified

Assessed Value Year 2018
Pay Year 2019
in Process

note	Tax Levy Item	Fund	Net Assessed Value not certified	input Tax Rate not certified	input Tax Levy $ Amount ordinance		input Extension $ Amount not certified		Billed $ Amount not certified
	General Obligation Bond Debt	50	814,500,000	0.23548%	1,918,000.00		1,918,000.00		1,918,000.00
	General Purpose	10	814,500,000	0.00000%	-		-		-
	Fire Pension	10	814,500,000	0.58281%	4,747,000.00		4,747,000.00		4,747,000.00
	Police Pension	10	814,500,000	0.52142%	4,247,000.00		4,247,000.00		4,247,000.00
	City Library	35	814,500,000	0.35605%	2,900,000.00		2,900,000.00		2,900,000.00
	Municipal Band	36	814,500,000	0.00798%	65,000.00		65,000.00		65,000.00
	Mass Transit								
	Bonds Public Building								
1	**Total City**		814,500,000	1.70374%	13,877,000.00		13,877,000.00		13,877,000.00
			ok	ok	ok		ok		ok
							1.70374		

TIF District (tax code district)		input AV Increment Value not certified	input Tax Rate not certified	AV Increment $ Amount		input Extension $ Amount not certified		Billed $ Amount not certified
ZTF3 Pines TIF (4062)	28	689,974	10.47455%	72,271.67		72,272.00		72,272.00
ZTF4 SE Plaza TIF (9542)	20	3,332,550	9.57320%	319,031.68		319,032.00		319,032.00
ZTF5 Olde Towne TIF (4555)	19	9,971,266	10.47455%	1,044,445.24		1,044,445.00		1,044,445.00
ZTF6 Near North TIF (4455)	21	5,334,892	10.47455%	558,805.93		558,806.00		558,806.00
ZTF8 Eastgate TIF (9543)	23	963,211	9.87921%	95,157.64		95,158.00		95,158.00
ZTF0 Grand & Oakland (4062)	29	1,220,524	10.47455%	127,844.40		127,844.00		127,844.00
ZTFA SS Redevelopment (xxxx)	24	193,524	10.28152%	19,897.21		19,897.00		19,897.00
2 **Redevelopment TIF**		21,705,941		2,237,453.76		2,237,454.00		2,237,454.00
		ok				ok		ok
Total Property Tax Levy				16,114,453.76		16,114,454.00		16,114,454.00

Note(s)

1 Data per City of Decatur 2018 Tax Levy - certification and extension dated xxxx xx, 2019 certified xxx xx, 2019 received by City xxx xx, 2019
2 Data per Macon County - AV increment, Tax Rates, certification and extention dated xxx xx, 2019 received by City xxx xx, 2019

Prepared By:
Office of the City Treasurer

City of Decatur, Macon County
Property Tax Levy
City and TIF Districts
Tax Collections

Assessed Value Year 2018
Pay Year 2019
in Process

Tax Levy Item	Fund	Billed $ Amount	99.0% Collection Rate	Expected Collection $ Amount	input Distribution 1 xx/xx/2019	input Distribution 2 xx/xx/2019	input Distribution 3 xx/xx/2019	Total Distribution	Expected Account Receivable $ Amount	Actual Collection Rate
General Obligation Bond Debt	50	1,918,000.00	99.0%	1,898,820.00				-	1,898,820.00	0.0%
General Purpose	10	-	99.0%	-				-	0	-
Fire Pension	10	4,747,000.00	99.0%	4,699,530.00				-	4,699,530.00	0.0%
Police Pension	10	4,247,000.00	99.0%	4,204,530.00				-	4,204,530.00	0.0%
City Library	35	2,900,000.00	99.0%	2,871,000.00				-	2,871,000.00	0.0%
Municipal Band	36	65,000.00	99.0%	64,350.00				-	64,350.00	0.0%
Mass Transit		-						-	-	
Public Building Bonds		-						-	-	
Total City		13,877,000.00		13,738,230.00	-	-	-	-	13,738,230.00	0.0%
							City Collection Rate:	0.0%		
ZTF3 Pines TIF (4062)	28	72,272.00	100.0%	72,272.00				-	72,272.00	0.0%
ZTF4 SE Plaza TIF (9542)	20	319,032.00	100.0%	319,032.00				-	319,032.00	0.0%
ZTF5 Olde Towne TIF (4555)	19	1,044,445.00	98.0%	1,023,556.00				-	1,023,556.00	0.0%
ZTF6 Near North TIF (4455)	21	558,806.00	100.0%	558,806.00				-	558,806.00	0.0%
ZTF8 Eastgate TIF (9543)	23	95,158.00	100.0%	95,158.00				-	95,158.00	0.0%
ZTF0 Grand & Oakland (xxxx)	29	127,844.00	100.0%	127,844.00				-	127,844.00	0.0%
ZTFA SS Redevelopment (xxxx)	24	19,897.00	100.0%	19,897.00				-	19,897.00	0.0%
Redevelopment TIF		2,237,454.00		2,216,565.00	-	-	-	-	2,216,565.00	0.0%
							City Collection Rate:	0.0%		
Total Property Tax Levy		16,114,454.00		15,954,795.00	-	-	-	-	15,954,795.00	0.0%
				City Collection Rate:	ok	ok		0.0%		

Note(s)

1 Payment received xx/xx/2019 from Macon County Treasurer with check distribution / checks xxxxx, dated xxxx xx, 2019
2 Payment received xx/xx/2019 from Macon County Treasurer with check distribution / checks xxxxx, dated xxxx xx, 2019
3 Payment received xx/xx/2019 from Macon County Treasurer with check distribution / checks xxxxx, dated xxxx xx, 2019

		input Distribution 1 xx/xx/2019	input Distribution 2 xx/xx/2019	input Distribution 3 xx/xx/2019	Total Distribution	
Footnote (Not a part of City Tax Levy)						
Decatur Road & Bridge Tax Distribution	10-0831-301102				-	
Total County Distribution to Civil City		-	-	-	-	
		ok	ok	ok		
Footnote (Not a part of City Tax Levy)						
Decatur Mobile Home Privilege Tax Distribution	10-0231-301106	-	-	-	-	test s/b "0"
Distribution to City including TIF & Mobile Home		-	-	-	-	-
		ok	ok	ok		

Current Distribution Accounting					
General Obligation Bond Debt	50-43500-301103	-	ZTF3 Pines TIF (4062)	28-43281-301103	-
General Purpose	10-0231-301103	-	ZTF4 SE Plaza TIF (9542)	20-43200-301103	-
Fire Pension	10-0231-301103	-	ZTF5 Olde Towne TIF (4555)	19-45190-301103	-
Police Pension	10-0231-301103	-	ZTF6 Near North TIF (4455)	21-43210-301103	-
City Library	35-59350-301103	-	ZTF8 Eastgate TIF (9543)	23-43230-301103	-
Municipal Band	36-43360-301103	-	ZTF0 Grand & Oakland (xxxx)	29-43291-301103	-
			ZTFA SS Redevelopment (xxxx)	24-43241-301103	-

Prepared By:
Office of the City Treasurer

City of Decatur
City Treasurer's Financial Report
Grant Tracking Schedule

Period Ending: January, 2019

Grant ID	Div		Grant Name	State	Federal	In Budget	Status	Grant Amount
1	050	Planning & Sustainability	702202 ITEP DECATUR CORRIDOR MONUMENT		X	Y	ACTIVE	1,000,000
35	050	Planning & Sustainability	18T0015 3-C TRANSPORTATION PLANNING ACTIVITIES (DUATS PL)	X	X	Y	ACTIVE	268,705
36	050	Planning & Sustainability	18T0015 TECHNICAL STUDIES GRANT (DUATS FTA)	X	X	Y	ACTIVE	67,176
45	050	Planning & Sustainability	19-1009-6847 TRANSPORTATION PLANNING ACTIVITIES (DUATS)		X	Y	ACTIVE	277,090
46	050	Planning & Sustainability	19-1009-6847 TRANSPORTATION PLANNING ACTIVITIES (DUATS)	X		Y	ACTIVE	69,272
48	**050**	**Planning & Sustainability**	**BROWNFIELDS COMMUNITY WIDE ASSESSMENT GRANT**		**S**	**N**	**PENDING**	**300,000**
42	053	Neighborhood Services	APP-51418 ABANDONED RESIDENTIAL PROPERTY MUNICIPALITY RELEIF PROGRAM	X		N	PENDING	125,000
C2015	054	Neighborhood Outreach	B-15-MC-17-0008 COMMUNITY DEVELOPMENT BLOCK GRANT (CDBG)		X	Y	ACTIVE	1,241,326
C2016	054	Neighborhood Outreach	B-16-MC-17-0008 COMMUNITY DEVELOPMENT BLOCK GRANT (CDBG)		X	Y	ACTIVE	1,268,061
C2017	054	Neighborhood Outreach	B-17-MC-17-0008 COMMUNITY DEVELOPMENT BLOCK GRANT (CDBG)		X	Y	ACTIVE	1,262,045
C2018	054	Neighborhood Outreach	B-18-MC-17-0008 COMMUNITY DEVELOPMENT BLOCK GRANT (CDBG)		X	Y	ACTIVE	1,378,744
H2015	054	Neighborhood Outreach	M-15-MC-17-0203 HOME INVESTMENT PARTNERSHIP		X	Y	ACTIVE	269,693
H2016	054	Neighborhood Outreach	M-16-MC-17-0203 HOME INVESTMENT PARTNERSHIP		X	Y	ACTIVE	327,118
H2017	054	Neighborhood Outreach	M-17-MC-17-0203 HOME INVESTMENT PARTNERSHIP		X	Y	ACTIVE	330,899
H2018	054	Neighborhood Outreach	M-18-MC-17-0008 HOME INVESTMENT PARTNERSHIP		X	Y	ACTIVE	444,741
32	065	Police	2017 BULLETPROOF VEST PARTNERSHIP (BVP)		X	Y	ACTIVE	26,954
34	065	Police	AP-18-0120 STEP		X	Y	ACTIVE	70,566
43	065	Police	AP-19-0072 STEP		X	Y	ACTIVE	69,540
44	065	Police	2018 BULLETPROOF VEST PARTNERSHIP (BVP)		X	Y	ACTIVE	28,400
J2016	065	Police	2016-DJ-BX-0285 JUSTICE ASSISTANCE GRANT		X	N	ACTIVE	30,236
09331	082	Public Works	P-97-072-10 ILLINIOS JOBS NOW; BRUSH COLLEGE SUBWAY IMPROVEMENTS	X		Y	ACTIVE	1,465,557
09334	082	Public Works	R-97-007-17 ILLINOIS JOBS NOW; BRUSH COLLEGE RD EXPENSION R-O-W	X		Y	ACTIVE	2,006,014
09335	082	Public Works	IL COMPETITIVE FREIGHT PROGRAM-BRUSH COLLEGE/FAIRES PKWY GRADE SEP		X	N	ACTIVE	25,000,000
1222	082	Public Works	NELSON PARK BIORENTENTION PROJECT	X		N	PENDING	575,000
12221	082	Public Works	IEPA L17-5315 WATER PLLUTION CONTROL-NELSON PARK SEWER		X	Y	ACTIVE	4,844,000
1325	082	Public Works	95784 MOUND ROAD BRIDGE		X	N	ACTIVE	818,214
1406	082	Public Works	15-203002 IL DCEO (MIDWEST INLAND PORT TRANSPORTATION STUDY)	X		N	ON HOLD	250,000
14061	**082**	**Public Works**	**SPR-PL3000(52) MIDWEST INLAND PORT (MIP) TRANSPORTATION STUDY**		**X**	**N**	**EXPIRED**	**180,000**
14062	082	Public Works	17 751 04201 SUPPLY CHAIN NETWORK PLANNING & OPTIMIZATION STRATEGY		X	N	ACTIVE	230,020
1507	082	Public Works	IEPA L17-5329 WATER PLLUTION CONTROL-7TH WARD SEWER		X	Y	ACTIVE	9,203,831
L2017	350	Library	FY2017 IL PUBLIC LIBRARY PER CAPITA GRANT	X		Y	ACTIVE	59,104
38	350	Library	18-3007-PNG PROJECT NEXT GENERATION		X	Y	ACTIVE	12,200
47	350	Library	19-2032-PNG PROJECT NEXT GENERATION		X	Y	ACTIVE	14,600
F13	700	Mass Transit	IL-90-X710 FY13 CAPITAL PROJECT		X	Y	ACTIVE	80,320
F16-1	700	Mass Transit	IL-2016-027-00 FY1 OPERATING ASSISTANCE/CAPITAL		X	Y	ACTIVE	1,651,807
F17-1	700	Mass Transit	IL-2017-029-01 FY17 OPERATING ASSISTANCE		X	Y	ACTIVE	1,612,548
F17-2	700	Mass Transit	IL-2017-029-02 FY17 REPLACEMENT OF CARPETING & BUS STOP IMPROVEMENTS		X	Y	ACTIVE	153,802
F18	700	Mass Transit	IL-2018-PND FY18 OPERATING ASSISTANCE		X	Y	SUBMITTED	1,650,000
F19	700	Mass Transit	IL-2019-PND FY19 OPERATING ASSISTANCE		X	Y	SUBMITTED	1,700,000
FC18	700	Mass Transit	IL-2018-PND FY18 CAPITAL		X	Y	SUBMITTED	152,000
FC19	700	Mass Transit	IL-2019-PND FY19 CAPITAL		X	Y	SUBMITTED	148,400
S18	700	Mass Transit	OP-18-08-IL #4876 FY-2018 DOWNSTATE OPERATING ASSISTANCE GRANT	X		Y	ACTIVE	10,051,800
S19	700	Mass Transit	OP-19-08-IL #4953 FY-2019 DOWNSTATE OPERATING ASSISTANCE GRANT	X		Y	ACTIVE	11,057,000
SC14	700	Mass Transit	CAP-14-1034-ILL #4464 CAPITAL GRANT	X		Y	ACTIVE	3,190,000

Bold print indicates information updated from previous month's report

City Treasurer's Financial Report
Expenditure Tracking

Div		Month of Fiscal Year / Fund	1 Jan	2 Feb	3 Mar	4 Apr	5 May	6 Jun	7 Jul	8 Aug	9 Sep	10 Oct	11 Nov	12 Dec	Actual YTD	Original Budget	Revised Budget	YTD % of Budget
General Government																		
010	LEGISLATIVE	10	3,389												3,389	49,964	49,964	7%
015	EXECUTIVE	10	46,337												46,337	661,375	661,375	7%
016	HUMAN RESOURCES	10	38,806												38,806	556,752	556,752	7%
017	INFORMATION TECHNOLOGIES	10	164,778												164,778	1,904,403	1,904,403	9%
018	CITY CLERK	10	2,451												2,451	28,514	28,514	9%
020	LEGAL	10	65,764												65,764	892,352	892,352	7%
035	FINANCE	10	92,095												92,095	1,466,044	1,466,044	6%
037	PURCHASING	10	17,272												17,272	229,214	229,214	8%
038	CIVIC CENTER	10	3,689												3,689	229,136	229,136	2%
039	CITY GENERAL ADMINISTATIVE	10	30,000												30,000	1,876,136	1,876,136	2%
	Sub Total		464,580	-	-	-	-	-	-	-	-	-	-	-	464,580	7,893,890	7,893,890	6%
Development Services																		
050	PLANNING & SUSTAINABILITY	10	47,828												47,828	612,275	612,275	8%
052	BUILDING INSPECTIONS	10	46,612												46,612	621,842	621,842	7%
053	NEIGHBORHOOD INSPECTIONS	10	41,364												41,364	818,914	818,914	5%
054	NEIGHBORHOOD OUTREACH	10	25,767												25,767	344,684	344,684	7%
	Sub Total		161,571	-	-	-	-	-	-	-	-	-	-	-	161,571	2,397,715	2,397,715	7%
Public Safety																		
065	POLICE	10	1,616,637												1,616,637	28,130,390	28,130,390	6%
070	FIRE	10	1,169,192												1,169,192	19,693,504	19,693,504	6%
	Sub Total		2,785,829	-	-	-	-	-	-	-	-	-	-	-	2,785,829	47,823,894	47,823,894	6%
Public Works																		
080	PUBLIC WORKS ADMIN	10	154,897												154,897	523,748	523,748	30%
082	ENGINEERING	10	77,819												77,819	1,258,629	1,258,629	6%
083	MUNICIPAL SERVICES	10	356,750												356,750	4,733,291	4,733,291	8%
084	STREETS	10	68,324												68,324	966,437	966,437	7%
086	TRAFFIC & PARKING	10	4,806												4,806	1,843,782	1,843,782	0%
088	URBAN FORESTRY	10	24,320												24,320	558,614	558,614	4%
	Sub Total		686,918	-	-	-	-	-	-	-	-	-	-	-	686,918	9,884,501	9,884,501	7%
	General Fund Expenditure Total		4,098,898	-	-	-	-	-	-	-	-	-	-	-	4,098,898	68,000,000	68,000,000	6%

Div		Fund	1 Jan	2 Feb	3 Mar	4 Apr	5 May	6 Jun	7 Jul	8 Aug	9 Sep	10 Oct	11 Nov	12 Dec	Actual YTD	Original Budget	Revised Budget	YTD % of Budget
Development Services																		
120	PLANNING	12	396												396	225,000	225,000	0%
170	HOME PROGRAM	17	3,067												3,067	229,278	229,278	1%
171	PROGRAM DELIVERY COSTS	17	31,465												31,465	645,095	645,095	5%
181	PROJECTS	18	23,277												23,277	1,467,602	1,467,602	2%
183	REHAB PROJECTS	18	91,785												91,785	848,203	848,203	11%
184	ADMINISTRATION	18	17,525												17,525	440,756	440,756	4%
220	DUATS	22	81,118												81,118	227,263	227,263	36%
400	PEG PROJECTS	40	2,463												2,463	79,693	79,693	3%
701	MT-OPERATIONS	70	79,494												79,494	983,653	983,653	8%
702	MT-MAINTENANCE	70	127,401												127,401	1,607,873	1,607,873	8%
703	MT-TRANSPORTATION	70	361,833												361,833	5,113,051	5,113,051	7%
704	MT-INSURANCE	70	26,587												26,587	295,251	295,251	9%
705	MT-CAPITAL	70	-												-	345,308	345,308	0%
820	DCDF	82	302												302	143,000	143,000	0%
830	NEIGHBORHOOD IMPROVEMENTS	83	-												-	3,000	3,000	0%
840	COMMUNITY REVITALIZATION	84	22,384												22,384	522,394	522,394	4%
841	COMM REVITALIZATION GRANT	84	-												-	1,000,000	1,000,000	0%
880	RECYCLING	88	58,141												58,141	665,251	665,251	9%
	Sub Total		927,238	-	-	-	-	-	-	-	-	-	-	-	927,238	14,841,671	14,841,671	6%
Redevelopment & TIF																		
190	OLDE TOWNE TIF	19	-												-	1,475,700	1,475,700	0%
200	SE PLAZA TIF	20	434,105												434,105	550,000	550,000	79%
210	WABASH CROSSING TIF	21	-												-	610,524	610,524	0%
230	EASTGATE TIF	23	-												-	322,458	322,458	0%
241	SOUTHSIDE TIF	24	-												-	10,300	10,300	0%
281	PINES SHOPPING CENTER TIF	28	-												-	105,772	105,772	0%
291	GRAND & OAKLAND TIF	29	-												-	191,644	191,644	0%
	Sub Total		434,105	-	-	-	-	-	-	-	-	-	-	-	434,105	3,266,398	3,266,398	13%
Public Safety																		
251	STATE DRUG ACTIVITIES	25	10,425												10,425	400,000	400,000	3%
260	DUI COURT FINES	26	1,309												1,309	151,800	151,800	1%
270	POLICE PROGRAMS/LAB	27	-												-	34,700	34,700	0%
302	FEDERAL DRUG ENFORCEMENT	30	-												-	200,000	200,000	0%
320	FIRE EMERGENCY GRANT	32	-												-	100,000	100,000	0%
330	POLICE CAPITAL	33	2,418												2,418	1,577,846	1,577,846	0%
371	FOREIGN FIRE INSURANCE	37	12,541												12,541	100,000	100,000	13%
392	POLICE JUSTICE ADMIN GRANT	39	-												-	40,000	40,000	0%
440	2018 PROJECT FUND	44	77,557												77,557	7,723,190	7,723,190	1%
490	FIRE CAPITAL	49	5,410												5,410	172,923	172,923	3%
491	FIRE CAPITAL PROJECTS	49	94,941												94,941	800,000	800,000	12%
	Sub Total		204,600	-	-	-	-	-	-	-	-	-	-	-	204,600	11,300,459	11,300,459	2%
Debt Service																		
504	DS-2018 BOND-FIRE STATIONS	50	-												-	391,600	391,600	0%
505	DS-2018 BOND-FIRE RENOVATIONS	50	-												-	78,350	78,350	0%
512	DS-2002 BOND-WABASH CROSSNG	50	-												-	48,859	48,859	0%
516	DS-2010A BOND	50	-												-	234,919	234,919	0%
518	DS-2010C BOND	50	-												-	136,850	136,850	0%
521	DS-2012 GO BOND	50	-												-	749,617	749,617	0%
	Sub Total		-	-	-	-	-	-	-	-	-	-	-	-	-	1,640,195	1,640,195	0%

Div	Month of Fiscal Year	Fund	1 Jan	2 Feb	3 Mar	4 Apr	5 May	6 Jun	7 Jul	8 Aug	9 Sep	10 Oct	11 Nov	12 Dec	Actual YTD	Original Budget	Revised Budget	YTD % of Budget
Public Works & Capital															-			
420	LOCAL MFT INITIATIVE PROJECTS	42	3,749												3,749	1,515,004	1,515,004	0%
421	LOCAL STREET CAP PROJECTS	42	-												-	1,161,429	1,161,429	0%
451	CAPITAL STREET PROJECTS	45	-												-	175,538	175,538	0%
460	MFT PROJECTS	46	18,879												18,879	2,720,826	2,720,826	1%
470	MAJOR MOVES	47	34,652												34,652	7,669,010	7,669,010	0%
601	FLEET OPERATIONS	60	129,220												129,220	1,610,052	1,610,052	8%
602	FLEET INVENTORY	60	22,051												22,051	1,239,600	1,239,600	2%
610	EQUIPMENT REPLACEMENT	61	-												-	211,166	211,166	0%
780	STORM WATER PROJECTS	78	70,991												70,991	3,541,683	3,541,683	2%
782	STORM DEBT SERVICE-2017 IEPA	78	-												-	239,000	239,000	0%
790	SEWER PROJECTS	79	336,033												336,033	12,299,956	12,299,956	3%
792	SEWER DEBT SERVICE-2013 IEPA	79	-												-	459,695	459,695	0%
793	SEWER DEBT SERVICE-2015 IEPA	79	66,351												66,351	132,702	132,702	50%
794	SEWER DEBT SERVICE-2015 IEPA	79	-												-	508,121	508,121	0%
	Sub Total		681,927	-	-	-	-	-	-	-	-	-	-	-	681,927	33,483,782	33,483,782	2%
Library																		
351	LIBRARY OPERATIONS	35	270,419												270,419	3,783,382	3,783,382	7%
582	LIBRARY CAPITAL PROJECTS	58	-												-	250,000	250,000	0%
591	DPL-CANTONI TRUST	59	-												-	30,000	30,000	0%
592	DPL-MEYER TRUST	59	2,170												2,170	45,000	45,000	5%
594	DPL-DONATIONS	59	10												10	25,000	25,000	0%
	Sub Total		272,600	-	-	-	-	-	-	-	-	-	-	-	272,600	4,133,382	4,133,382	7%
Other Miscellaneous																		
340	BUILDING FUND	34	4,995												4,995	2,337,738	2,337,738	0%
360	BAND	36	2,357												2,357	95,256	95,256	2%
641	RISK MANAGEMENT	64	9,139												9,139	359,662	359,662	3%
642	WORKER'S COMPENSATION	64	142,977												142,977	2,026,750	2,026,750	7%
643	LIABILITY PROPERTY & CASUALTY	64	5,929												5,929	642,370	642,370	1%
651	MEDICAL INSURANCE	65	784,582												784,582	11,294,158	11,294,158	7%
653	UNEMPLOYMENT INSURANCE	65	-												-	36,000	36,000	0%
770	FIBER OPTICS	77	3,000												3,000	400,000	400,000	1%
	Sub Total		952,980	-	-	-	-	-	-	-	-	-	-	-	952,980	17,191,934	17,191,934	6%
Water Utility & Capital																		
801	WATER PRODUCTION	80	178,560												178,560	5,209,657	5,209,657	3%
802	WATER LAKE SERVICES	80	95,800												95,800	1,095,658	1,095,658	9%
803	WATER ADMINISTRATION	80	326,261												326,261	6,722,180	6,722,180	5%
804	WATER SERVICES	80	230,725												230,725	3,588,473	3,588,473	6%
805	UTILITY CUSTOMER SERVICE	80	76,924												76,924	1,100,235	1,100,235	7%
808	WATER DEBT SERV-SWTP	80	1,053												1,053	11,461,240	11,461,240	0%
809	WATER DEBT-NITRATE FACILITY	80	-												-	484,358	484,358	0%
80B	WATER DEBT-MAIN&FRANK TANK	80	180,840												180,840	361,681	361,681	50%
80C	WATER DEBT-ENERGY PROJECT	80	-												-	1,299,081	1,299,081	0%
811	WATER NON LAKE CAPITAL	81	819,967												819,967	6,074,083	6,074,083	13%
812	WATER LAKE CAPITAL	81	17,923												17,923	767,324	767,324	2%
890	WATER BONDS	89	2,821,606												2,821,606	10,036,895	10,036,895	28%
	Sub Total		4,749,659	-	-	-	-	-	-	-	-	-	-	-	4,749,659	48,200,865	48,200,865	10%
Fudiciary Trust & Agency																		
900	FIRE PENSION	90	696,670												696,670	8,639,642	8,639,642	8%
910	POLICE PENSION	91	703,545												703,545	8,994,110	8,994,110	8%
	Sub Total		1,400,216	-	-	-	-	-	-	-	-	-	-	-	1,400,216	17,633,752	17,633,752	8%
	Grand Total Expenditures		13,722,221	-	-	-	-	-	-	-	-	-	-	-	13,722,221	219,692,438	219,692,438	6%

City of Decatur
Water Utility Financial Report
Operating Fund Statement of Revenue and Expense

Month of: ***January, 2019***

US$ (whole)	Current Month Actual	Current Month Budget	O(U) Budget	Prior Year Actual	O(U) Prior Year	Current YTD Actual	Current YTD Budget	O(U) Budget	Prior YTD Actual	O(U) Prior Year
Revenue										
Water Sales	2,351,341	2,379,186	(27,845)	2,293,292	58,049	2,351,341	2,379,186	(27,845)	2,293,292	58,049
Tapping Fees	35	-	35	-	35	35	-	35	-	35
UCB Billing Reimb	38,959	13,884	25,075	13,670	25,289	38,959	13,884	25,075	13,670	25,289
Interest Income	3,426	370	3,056	681	2,745	3,426	370	3,056	681	2,745
Other Income	1,388	2,910	(1,522)	2,667	(1,279)	1,388	2,910	(1,522)	2,667	(1,279)
Total Revenue	2,395,149	2,396,350	(1,201)	2,310,310	84,839	2,395,149	2,396,350	(1,201)	2,310,310	84,839
Cost of Service										
Water Production	178,560	464,226	(285,666)	470,121	(291,561)	178,560	464,226	(285,666)	470,121	(291,561)
Water Services	230,725	263,875	(33,150)	246,657	(15,932)	230,725	263,875	(33,150)	246,657	(15,932)
Total Cost of Service	409,285	728,101	(318,816)	716,778	(307,493)	409,285	728,101	(318,816)	716,778	(307,493)
% of Revenue	17.1%	30.4%		31.0%		17.1%	30.4%		31.0%	
Water Gross Margin	1,985,864	1,668,249	317,615	1,593,532	392,332	1,985,864	1,668,249	317,615	1,593,532	392,332
% of Revenue	82.9%	69.6%		69.0%		82.9%	69.6%		69.0%	
Operating Expense										
Lake Management	95,800	70,611	25,189	59,994	35,806	95,800	70,611	25,189	59,994	35,806
Water Administration	326,261	326,125	136	284,634	41,627	326,261	326,125	136	284,634	41,627
Customer Service	76,924	85,846	(8,922)	79,032	(2,108)	76,924	85,846	(8,922)	79,032	(2,108)
Total Operating Expense	498,985	482,582	16,403	423,660	75,325	498,985	482,582	16,403	423,660	75,325
% of Revenue	20.8%	20.1%		18.3%		20.8%	20.1%		18.3%	
Margin Before Debt Service	1,486,879	1,185,667	301,212	1,169,872	317,007	1,486,879	1,185,667	301,212	1,169,872	317,007
% of Revenue	62.1%	49.5%		50.6%		62.1%	49.5%		50.6%	
Debt Service										
GO Bond Debt	1,053	-	1,053	-	1,053	1,053	-	1,053	-	1,053
IEPA - Nitrate Facility	-	-	-	-	-	-	-	-	-	-
IEPA - Water Tower	180,840	180,840	-	180,840	-	180,840	180,840	-	180,840	-
JCI - Auto Water Meter	-	-	-	-	-	-	-	-	-	-
Total Debt Service	181,893	180,840	1,053	180,840	1,053	181,893	180,840	1,053	180,840	1,053
% of Revenue	7.6%	7.5%		7.8%		7.6%	7.5%		7.8%	
Operating Income	1,304,986	1,004,827	300,159	989,032	315,954	1,304,986	1,004,827	300,159	989,032	315,954
% of Revenue	54.5%	41.9%		42.8%		54.5%	41.9%		42.8%	
Transfer to Capital										
CapEx Funding	-	-	-	-	-	-	-	-	-	-
Income after Capital Transfer	1,304,986	1,004,827	300,159	989,032	315,954	1,304,986	1,004,827	300,159	989,032	315,954
% of Revenue	54.5%	41.9%		42.8%		54.5%	41.9%		42.8%	

Balance Sheet Items (Operating Fund)		
Cash	6,775,922	5,401,859
Interfund AR	-	596,000
Investments	-	-
Total Cash & Investments	6,775,922	5,997,859
Accounts Receivable	2,497,935	2,557,230

Prepared By: *Office of the City Treasurer*

City of Decatur
Water Utility Financial Report
Capital Fund Statement of Revenue and Expense

Month of: ***January, 2019***

	Current Month Actual	Current YTD Actual	Current YTD Budget	O(U) Budget	Full Year Budget	Comments
Revenue						
CapEx Funding	-	-	-	-	2,750,000	*CapEx funding from Water Operating Fund*
ADM Cost Share	-	-	-	-	1,000,000	*Actual ADM cost share*
IEPA Loan draw down	-	-	-	-	-	
Other	9,458	9,458	2,823	6,635	275,538	
Total Revenue	9,458	9,458	2,823	6,635	4,025,538	
CapEx Project Spending						
Operating CapEx	-	-	-	-	300,000	
Professional Services	-	-	-	-	247,000	
Capital Equipment	-	-	-	-	500,000	
Water Distribution	-	-	-	-	34,000	
Pump Stations	-	-	-	-	-	
Water Main Replacement	811,587	811,587	-	811,587	4,000,000	
Water System Improv	8,381	8,381	-	8,381	350,897	
SWTP CapEx	-	-	53,515	(53,515)	642,186	
Lake Operating	-	-	-	-	10,000	
Other Equipment	-	-	-		30,000	
Storm Water Improvement	-	-	-	-	-	
EPA Non Source	-	-	-	-	25,000	
Lakefront Development	96	96	-	96	430,000	
Sediment Control	-	-	-	-	35,000	
Additional Water Supply	17,827	17,827	17,827	-	237,324	
xxxx	-	-	-	-	-	
xxxx	-	-	-	-	-	
xxxx	-	-	-	-	-	
Total CapEx Spending	837,891	837,891	71,342	766,549	6,841,407	
Surplus (Deficit)	(828,433)	(828,433)	(68,519)		(2,815,869)	

Capital Fund Cash Position

Cash at January 1, 2019	3,778,676		
Current Cash Position	2,950,244	*Cash Position Target at December 31, 2019*	962,807
included in cash above	-		

Prepared By: *Office of the City Treasurer*

City of Decatur home
Water Utility Financial Report
Key Metrics

	Jan	Feb	Mar	Apr	May	Jun	Jul	Aug	Sep	Oct	Nov	Dec	Year	YTD Comparison
Current Year														
Water Bill Count														
Original Bills														
Residential	27,735												27,735	
Industrial	32												32	
Commercial	2,765												2,765	
Total	30,532	-	-	-	-	-	-	-	-	-	-	-	30,532	99.5%
Delinquent Bills														
Residential	7,993												7,993	
Industrial	-												-	
Commercial	376												376	
Total	8,369	-	-	-	-	-	-	-	-	-	-	-	8,369	97.7%
Total Bill Count	38,901	-	-	-	-	-	-	-	-	-	-	-	38,901	99.1%
Cubit Feet Consumption Billed														
Residential	12,041,691												12,041,691	93.2%
Industrial	41,841,009												41,841,009	104.9%
Commercial	9,753,438												9,753,438	95.3%
Total	63,636,138	-	-	-	-	-	-	-	-	-	-	-	63,636,138	101.0%
Water Shut Offs	339												339	94.7%
Customer Service Telephone Calls	4,819												4,819	90.6%
Water Billed $														
Residential	$ 707,015												$ 707,015	96.9%
Industrial	$ 1,052,018												$ 1,052,018	104.7%
Commercial	$ 485,581												$ 485,581	98.0%
Total	$ 2,244,614	$ -	$ -	$ -	$ -	$ -	$ -	$ -	$ -	$ -	$ -	$ -	$ 2,244,614	100.6%
Penalty $	$ 12,791												$ 12,791	99.2%
Total Billed	$ 2,257,405	$ -	$ -	$ -	$ -	$ -	$ -	$ -	$ -	$ -	$ -	$ -	$ 2,257,405	100.6%
Water Gallonage														
Gallons (000)	265,330												265,330	99.9%
$ Billed	$ 80,660												$ 80,660	101.9%
Water Billed vs Cash Receipts														
Billed $	$ 2,338,065	$ -	$ -	$ -	$ -	$ -	$ -	$ -	$ -	$ -	$ -	$ -	$ 2,338,065	100.7%
Cash Revenue $	$ 2,351,341												$ 2,351,341	102.5%
% Cash to Billed	100.6%	-	-	-	-	-	-	-	-	-	-	-	100.6%	
Prior Year														
Water Bill Count														
Original Bills														
Residential	27,941	25,424	26,984	27,138	27,114	27,423	26,760	27,447	24,056	28,617	25,030	26,626	320,560	
Industrial	32	32	32	32	32	32	32	32	32	32	32	32	384	
Commercial	2,716	2,612	2,660	2,688	2,677	2,733	2,670	2,711	2,502	2,798	2,543	2,703	32,013	
Total	30,689	28,068	29,676	29,858	29,823	30,188	29,462	30,190	26,590	31,447	27,605	29,361	352,957	
Delinquent Bills														
Residential	8,158	6,790	6,883	7,087	8,086	7,046	7,732	8,232	6,891	7,871	7,874	6,766	89,416	
Industrial	-	-	5	-	-	-	-	-	-	-	-	7	12	
Commercial	408	323	311	395	342	320	312	297	368	319	334	348	4,077	
Total	8,566	7,113	7,199	7,482	8,428	7,366	8,044	8,529	7,259	8,190	8,208	7,121	93,505	
Total Bill Count	39,255	35,181	36,875	37,340	38,251	37,554	37,506	38,719	33,849	39,637	35,813	36,482	446,462	
Cubit Feet Consumption Billed														
Residential	12,914,047	11,669,667	10,940,431	11,500,732	12,061,263	14,682,041	13,556,410	13,740,591	11,758,520	13,415,272	11,112,527	11,540,175	148,891,676	
Industrial	39,887,143	47,219,407	40,507,426	39,442,037	46,234,329	42,460,596	46,474,716	47,147,464	47,221,169	45,676,943	41,565,715	40,497,604	524,334,549	
Commercial	10,232,427	10,900,160	9,181,729	9,530,981	10,153,152	13,253,331	13,538,775	13,865,869	12,490,447	13,028,601	10,757,319	9,833,686	136,766,477	
Total	63,033,617	69,789,234	60,629,586	60,473,750	68,448,744	70,395,968	73,569,901	74,753,924	71,470,136	72,120,816	63,435,561	61,871,465	809,992,702	
Water Shut Offs	358	305	282	312	269	305	275	403	334	363	440	299	3,945	
Customer Service Tphone Calls	5,319	4,449	4,279	4,625	4,808	4,929	5,097	5,719	4,840	4,986	4,788	4,243	58,082	
Water Billed $														
Residential	$ 729,899	$ 658,679	$ 633,563	$ 661,728	$ 691,108	$ 828,230	$ 770,082	$ 782,457	$ 673,773	$ 771,026	$ 649,906	$ 676,450	$ 8,526,901	
Industrial	$ 1,004,938	$ 1,169,702	$ 999,443	$ 976,210	$ 1,120,867	$ 1,092,080	$ 1,185,247	$ 1,173,216	$ 1,200,168	$ 1,165,120	$ 1,051,484	$ 1,049,828	$ 13,188,303	
Commercial	$ 495,729	$ 505,596	$ 450,932	$ 465,234	$ 484,339	$ 594,977	$ 599,781	$ 614,603	$ 560,231	$ 594,185	$ 508,013	$ 487,120	$ 6,360,740	
Total	$ 2,230,566	$ 2,333,977	$ 2,083,938	$ 2,103,172	$ 2,296,314	$ 2,515,287	$ 2,555,110	$ 2,570,276	$ 2,434,172	$ 2,530,331	$ 2,209,403	$ 2,213,398	$ 28,075,944	
Penalty $	$ 12,890	$ 12,243	$ 37,226	$ 11,485	$ 12,753	$ 11,493	$ 13,786	$ 14,701	$ 12,100	$ 13,052	$ 12,501	$ 12,325	$ 176,555	
Total Billed	$ 2,243,456	$ 2,346,220	$ 2,121,164	$ 2,114,657	$ 2,309,067	$ 2,526,780	$ 2,568,896	$ 2,584,977	$ 2,446,272	$ 2,543,383	$ 2,221,904	$ 2,225,723	$ 28,252,499	
Water Gallonage														
Gallons (000)	265,510	259,870	275,500	276,050	329,710	322,170	315,520	310,950	297,120	289,500	256,540	282,680	3,481,120	
$ Billed	$ 79,122	$ 77,441	$ 82,099	$ 82,263	$ 98,254	$ 96,007	$ 94,025	$ 92,663	$ 88,542	$ 86,271	$ 77,230	$ 85,935	$ 1,039,852	
Water Billed vs Cash Receipts														
Billed $	$ 2,322,578	$ 2,423,661	$ 2,203,263	$ 2,196,920	$ 2,407,321	$ 2,622,787	$ 2,662,921	$ 2,677,640	$ 2,534,814	$ 2,629,654	$ 2,299,134	$ 2,311,658	$ 29,292,351	
Cash Revenue $	$ 2,293,292	$ 2,442,137	$ 2,261,078	$ 2,266,797	$ 2,369,943	$ 2,510,588	$ 2,728,893	$ 2,713,394	$ 2,537,525	$ 2,694,323	$ 2,309,921	$ 2,371,261	$ 29,499,151	
% Cash to Billed	98.7%	100.8%	102.6%	103.2%	98.4%	95.7%	102.5%	101.3%	100.1%	102.5%	100.5%	102.6%	100.7%	

City of Decatur
Treasurer's Financial Report
Headcount Staffing Level

Period Ending: January, 2019

	2019 Budget	Jan	Feb	Mar	Apr	May	Jun	Jul	Aug	Sep	Oct	Nov	Dec	Prior Yr End
		Current Year Staffing Levels												
Full Time Staffing														
Executive	4	3												3
Legislative	0	0												0
Finance	22	20												20
Human Resources	4	4												4
Information Technology	10	10												9
Corporation Counsel	7	7												7
Economic & Community Dev	21	21												21
Public Safety	270	267												264
Public Works	120	104												105
Total Full Time	458	436	0	0	0	0	0	0	0	0	0	0	0	433
	7													
Part Time Staffing														
Executive														0
Legislative	7	7												7
Finance														0
Human Resources														1
Information Technology														0
Management Services														0
Corporation Counsel														0
Planning & Building Services														0
Neighborhood Services														0
Public Safety		2												2
Public Works														0
PW Water Management														0
Total Temporary	7	9	0	0	0	0	0	0	0	0	0	0	0	10
Total City Staff Headcount	465	445	0	0	0	0	0	0	0	0	0	0	0	443

Note: *Above report includes all City Staff, Full Time and Temporary W-2 EE's*

City of Decatur
Treasurer's Financial Report
Headcount Staffing Level

Period Ending: January, 2019

	2019 Budget	Current Year Staffing Levels Jan	Feb	Mar	Apr	May	Jun	Jul	Aug	Sep	Oct	Nov	Dec	Prior Yr End
Full Time Staff														
Executive	3	2												2
City Clerk	1	1												1
Total	4	3	0	0	0	0	0	0	0	0	0	0	0	3
Legislative	0	0	0	0	0	0	0	0	0	0	0	0	0	0
Financial Management														
Finance	13	11												11
Purchasing	2	2												2
Water Customer Service	7	7												7
Total	22	20	0	0	0	0	0	0	0	0	0	0	0	20
Human Resources	4	4												4
Information Technology	10	10												9
Corporation Legal Counsel	7	7												7
Economic & Community Devel														
Planning & Development	6	6												6
Building Inspections	6	6												6
Neighborhood Inspection	5	5												5
Neighborhood Services	3	3												3
Mass Transit	1	1												1
Total	21	21	0	0	0	0	0	0	0	0	0	0	0	21
Public Safety														
Fire	109	103												103
Police	161	164												161
Total	270	267	0	0	0	0	0	0	0	0	0	0	0	264
Public Works														
PW Administration	2	2												2
PW Engineering	12	10												9
PW Municipal Services	47	44												44
Fleet Maintenance	8	8												8
Water Production (Admin)	2	2												3
Water Production	15	13												13
Water Services	23	21												22
Water Production (Lake)	4	4												4
Total	113	104	0	0	0	0	0	0	0	0	0	0	0	105
Total City Staffing	451	436	0	0	0	0	0	0	0	0	0	0	0	433

Note: *Above report includes all Full Time W-2 EE's*

City of Decatur
Treasurer's Financial Report
Headcount Staffing Level

Period Ending: January, 2019

	2019 Budget	Current Year Staffing Levels Jan	Feb	Mar	Apr	May	Jun	Jul	Aug	Sep	Oct	Nov	Dec	Prior Yr End
Part Time / Temporary Staff														
Executive														
City Clerk														
Total	0	0	0	0	0	0	0	0	0	0	0	0	0	0
Legislative	7	7												7
Financial Management														
Finance														
Purchasing														
Risk Management														
Water Customer Service														
Total	0	0	0	0	0	0	0	0	0	0	0	0	0	0
Information Technology														0
Human Resources														1
Management Services														
Mass Transit														
Total	0	0	0	0	0	0	0	0	0	0	0	0	0	0
Corporation Legal Counsel														0
Planning & Building Service														
Planning & Sustainability														
Building Inspections														
Total	0	0	0	0	0	0	0	0	0	0	0	0	0	0
Neighborhood Services														
Outreach														
Inspection														
Total	0	0	0	0	0	0	0	0	0	0	0	0	0	0
Public Safety														
Fire														
Police		2												2
Police Communications														
Total	0	2	0	0	0	0	0	0	0	0	0	0	0	2
Public Works														
Administration														
Engineering														
Municipal Services														
Water Administration														
Water Production														
Water Services														
Total	0	0	0	0	0	0	0	0	0	0	0	0	0	0
Total City Staffing	7	9	0	0	0	0	0	0	0	0	0	0	0	10

Note: *Above report includes all Temporary W-2 EE's*

STATE SALES TAX

MONTH	2010 Actual	2011 Actual	2012 Actual	2013 Actual	2014 Actual	2015 Actual	2016 Actual	2017 Actual	2018 Actual	2019	
JANUARY	832,060	916,053	939,211	918,325	938,684	963,009	946,811	902,833	882,653	984,872	A
FEBRUARY	882,512	1,104,610	935,641	880,247	914,587	941,678	904,631	899,838	917,921	931,874	B
MARCH	1,042,881	1,140,844	1,158,700	1,076,758	1,106,071	1,120,789	1,119,498	1,107,270	1,088,364	1,104,908	B
APRIL	771,162	844,138	871,624	856,724	825,291	857,417	824,458	789,769	840,607	853,385	B
MAY	845,828	851,665	986,897	884,323	868,465	877,404	867,538	837,972	819,180	831,633	B
JUNE	902,403	941,869	1,021,804	954,864	974,156	978,888	940,736	957,693	978,292	993,163	B
JULY	878,430	966,695	918,786	922,915	935,127	944,686	887,325	906,452	942,693	957,023	B
AUGUST	932,682	942,384	991,930	796,714	1,028,409	992,900	943,818	935,012	1,010,708	1,026,072	B
SEPTEMBER	956,479	976,252	951,845	948,422	979,712	1,006,626	994,684	953,644	978,357	993,229	B
OCTOBER	911,376	942,225	911,934	925,873	981,740	991,641	933,239	891,372	943,494	957,836	B
NOVEMBER	958,698	955,438	1,001,513	964,174	961,614	1,003,087	962,595	934,414	991,142	1,006,208	B
DECEMBER	890,326	965,215	906,055	919,141	969,684	976,633	916,175	935,863	935,419	949,638	B
TOTALS	**10,804,838**	**11,547,387**	**11,595,938**	**11,048,482**	**11,483,540**	**11,654,760**	**11,241,506**	**11,052,132**	**11,328,832**	**11,589,842**	

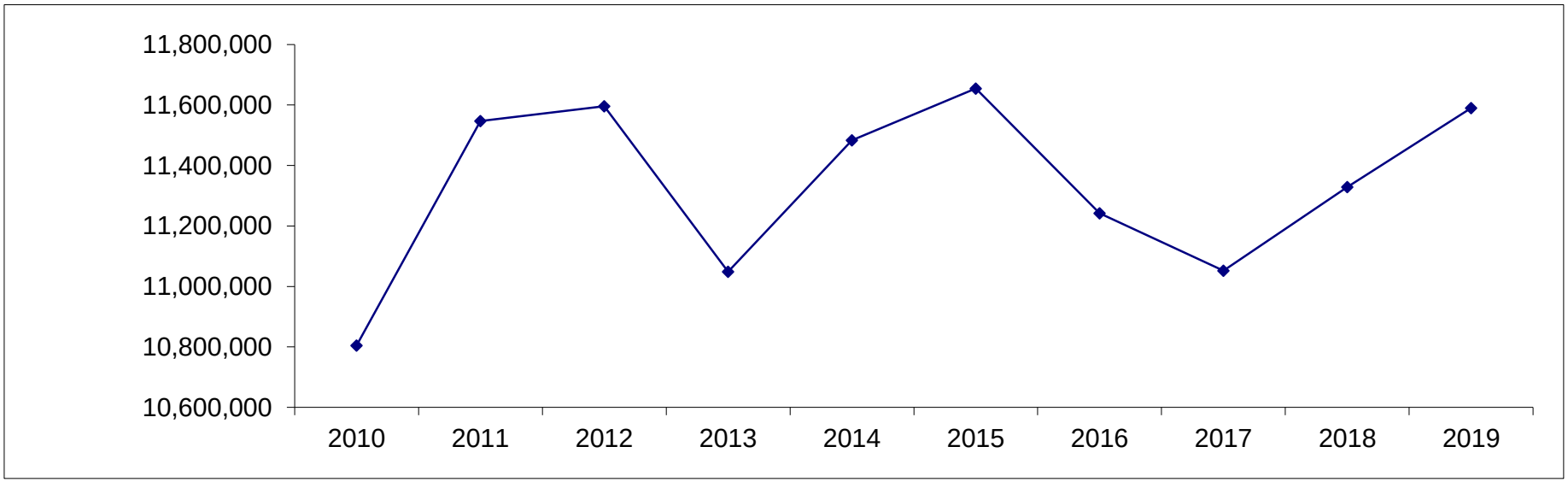

Funds split in General, Southeast TIF, Eastgate TIF, Pines TIF and Grand/Oakland TIF funds

LOCAL SALES TAX

MONTH	2010 Actual	2011 Actual	2012 Actual	2013 Actual	2014 Actual	2015 Actual	2016 Actual	2017 Actual	2018 Actual	2019	
JANUARY	805,816	841,530	914,456	861,196	887,481	889,089	848,993	818,066	807,770	892,334	A
FEBRUARY	857,826	880,959	911,162	880,506	862,759	863,243	833,995	838,995	837,288	841,444	B
MARCH	1,020,668	1,105,939	1,088,443	1,012,286	1,022,997	1,000,115	1,036,321	995,383	959,353	964,115	B
APRIL	701,269	767,991	758,516	773,089	739,227	739,805	703,472	702,734	712,309	715,844	B
MAY	757,147	761,238	929,937	775,938	779,506	764,685	744,767	729,878	716,975	720,534	B
JUNE	847,234	863,436	942,726	853,033	865,335	832,374	840,488	855,602	852,317	856,548	B
JULY	859,117	925,802	864,230	846,702	864,489	833,551	791,839	814,658	807,532	811,540	B
AUGUST	868,171	959,067	927,747	619,512	957,423	906,467	867,107	877,154	909,719	914,235	B
SEPTEMBER	875,938	950,587	899,635	901,318	916,077	911,765	904,129	852,928	890,655	895,075	B
OCTOBER	871,193	898,365	838,868	860,182	882,079	875,986	822,711	779,788	836,215	840,365	B
NOVEMBER	930,915	916,686	902,358	897,029	884,609	882,605	854,078	835,747	866,834	871,136	B
DECEMBER	862,884	942,430	898,532	864,499	872,277	860,119	810,233	849,336	827,137	831,243	B
TOTALS	**10,258,179**	**10,814,030**	**10,876,609**	**10,145,292**	**10,534,258**	**10,359,805**	**10,058,133**	**9,950,270**	**10,024,104**	**10,154,414**	

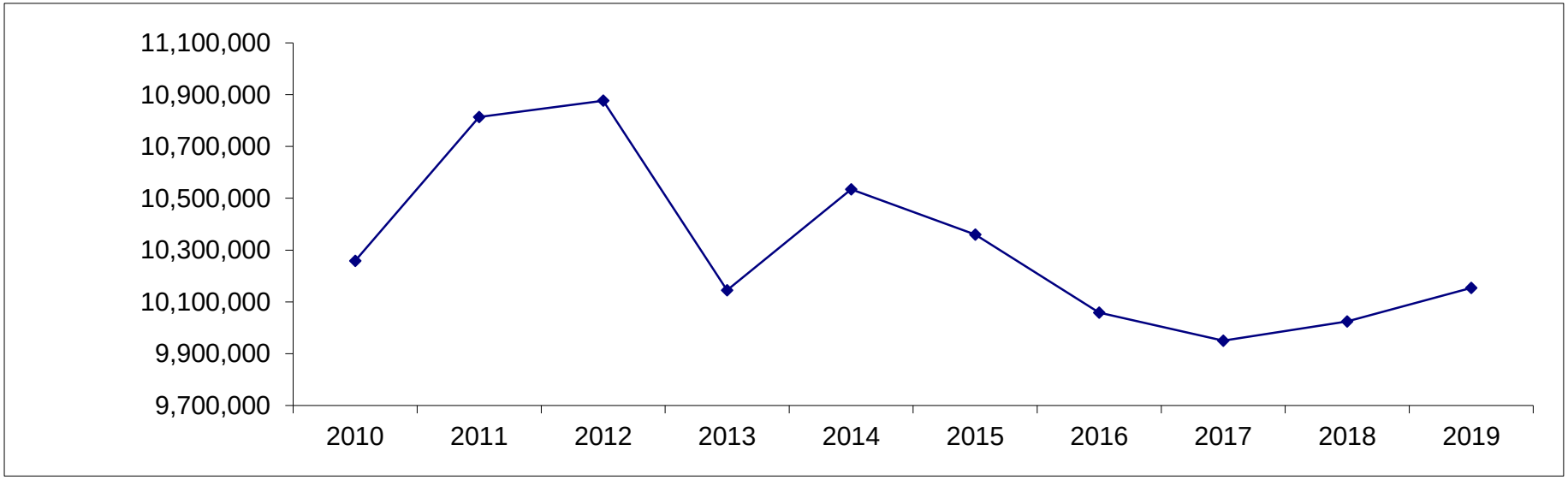

Funds split in General, Southeast TIF, Eastgate TIF and Pines TIF funds

State reduced allocation for 2% administrative fee beginning with September 2017 distribution

STATE INCOME TAX

MONTH	2010 Actual	2011 Actual	2012 Actual	2013 Actual	2014 Actual	2015 Actual	2016 Actual	2017 Actual	2018 Actual	2019	
JANUARY	580,540	805,061	761,050	632,905	850,845	852,700	912,628	851,716	578,461	631,574	A
FEBRUARY	0	1,038,247	0	478,227	0	0	0	0	837,319	867,042	B
MARCH	437,402	493,074	619,124	394,663	699,395	620,094	751,474	1,411,585	420,941	435,883	B
APRIL	343,824	562,140	394,295	1,333,938	742,236	925,184	822,346	0	646,373	669,318	B
MAY	0	0	1,187,505	404,944	423,934	403,609	476,082	396,235	1,044,019	1,081,079	B
JUNE	604,370	694,679	424,269	703,157	741,339	824,784	1,774,951	764,129	482,298	499,419	B
JULY	1,036,869	942,538	658,753	1,298,806	1,150,541	1,364,531	0	1,547,903	652,113	675,262	B
AUGUST	618,324	761,549	956,491	441,258	428,542	566,667	496,310	698,009	478,694	495,686	B
SEPTEMBER	1,240,367	454,403	502,880	675,812	709,251	1,263,519	1,120,799	727,037	476,186	493,089	B
OCTOBER	0	0	645,769	419,882	818,347	0	0	599,068	726,093	751,867	B
NOVEMBER	0	588,653	405,227	409,627	0	441,918	450,551	450,852	522,953	541,517	B
DECEMBER	606,245	404,975	401,952	714,661	721,926	776,691	665,793	396,923	433,456	448,843	B
TOTALS	**5,467,941**	**6,745,318**	**6,957,316**	**7,907,881**	**7,286,357**	**8,039,696**	**7,470,934**	**7,843,458**	**7,298,905**	**7,590,579**	

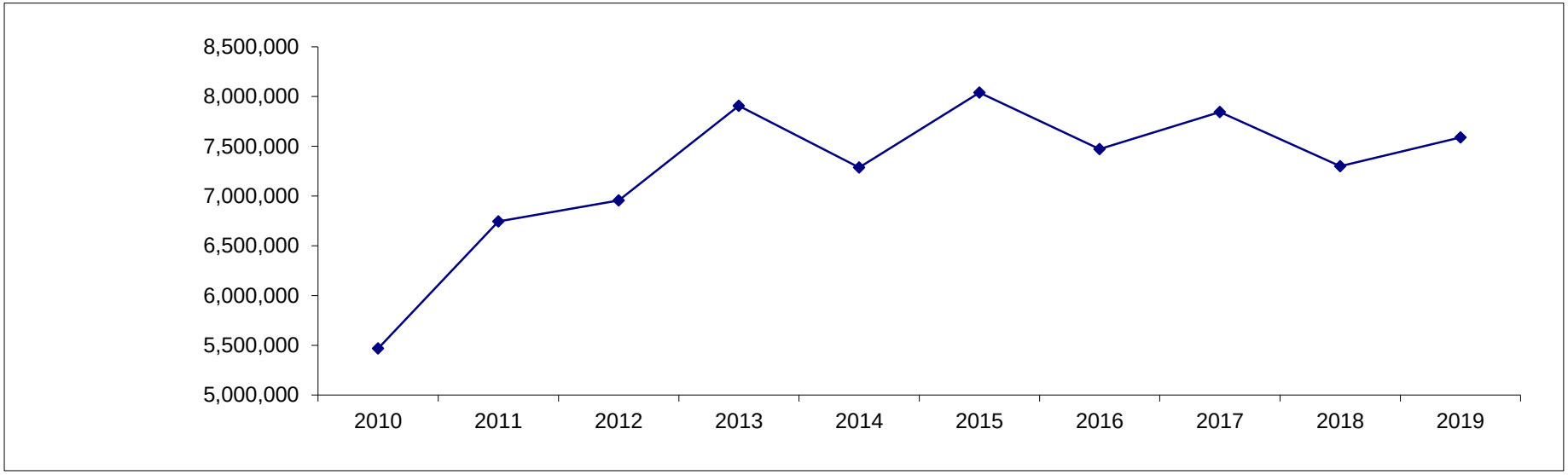

State to catch up two month delay of distributions July & August 2017. State's 10% reduction to begin with August distribution.

PERSONAL PROPERTY REPLACEMENT TAX

MONTH	2010 Actual	2011 Actual	2012 Actual	2013 Actual	2014 Actual	2015 Actual	2016 Actual	2017 Actual	2018 Actual	2019	
JANUARY	162,537	134,079	180,082	185,383	233,315	202,878	195,051	217,463	143,616	153,006	A
FEBRUARY	1,947	7,154	1,565	1,605	2,024	717	0	0	0	0	B
MARCH	68,150	78,877	61,281	62,898	80,778	70,137	83,788	147,880	132,622	119,259	B
APRIL	232,641	262,367	276,320	303,821	309,261	364,335	271,921	352,780	260,085	233,878	B
MAY	163,009	188,640	187,031	265,561	227,806	293,618	219,695	227,189	269,213	242,086	B
JUNE	0	3,923	5,417	937	0	2,501	12,343	0	0	0	B
JULY	165,572	176,542	238,582	260,211	229,514	238,695	239,680	239,384	206,222	185,442	B
AUGUST	21,743	43,808	28,828	29,295	24,688	32,169	27,902	10,712	20,842	18,742	B
SEPTEMBER	486	381	3,931	0	6,877	2,356	4,554	0	0	0	B
OCTOBER	316,230	292,298	181,562	188,719	227,489	239,950	218,004	160,071	190,221	171,054	B
NOVEMBER	2,750	2,542	1,579	0	0	0	1,876	0	0	0	B
DECEMBER	255,086	42,441	69,220	70,395	63,058	58,604	58,514	42,179	46,033	41,395	B
TOTALS	**1,390,151**	**1,233,053**	**1,235,400**	**1,368,825**	**1,404,809**	**1,505,959**	**1,333,328**	**1,397,658**	**1,268,855**	**1,164,861**	

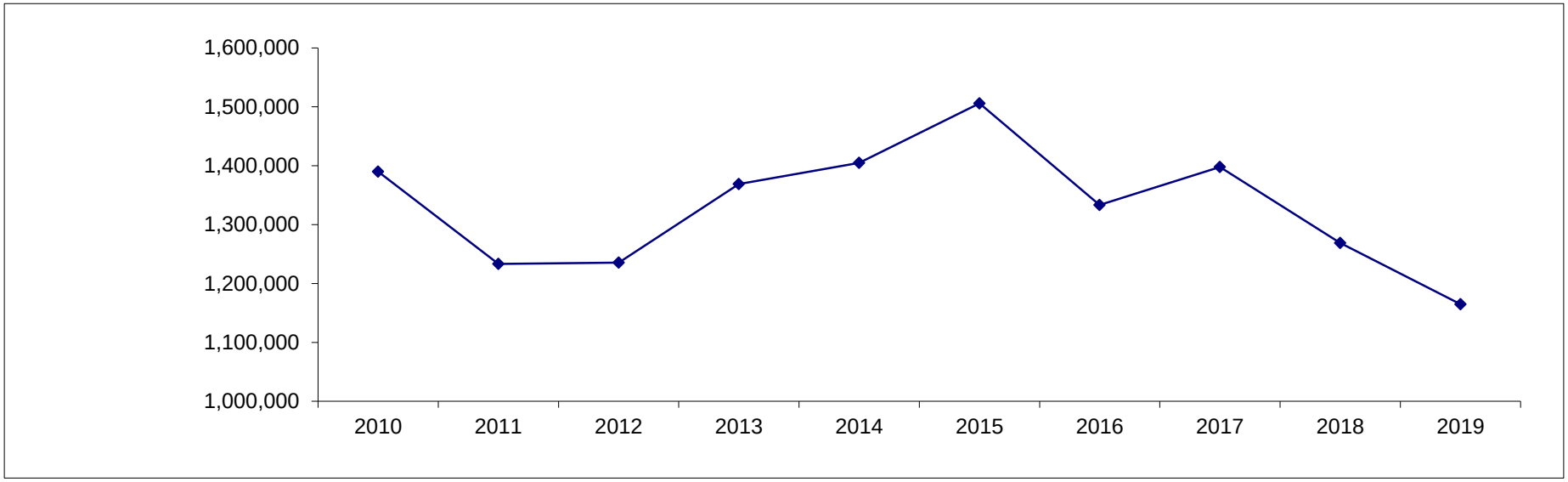

Funds split in General and Library funds

LOCAL USE TAX

MONTH	2010 Actual	2011 Actual	2012 Actual	2013 Actual	2014 Actual	2015 Actual	2016 Actual	2017 Actual	2018 Actual	2019	
JANUARY	74,655	118,641	89,854	98,119	115,740	136,569	295,435	159,854	166,257	205,607	A
FEBRUARY	66,683	92,228	90,475	103,364	108,961	129,837	146,086	155,199	192,590	232,515	B
MARCH	114,627	145,191	138,269	147,635	171,437	196,801	208,903	241,170	243,593	294,092	B
APRIL	68,212	88,796	88,358	102,769	90,904	69,628	128,350	139,319	145,000	175,060	B
MAY	54,250	95,460	98,119	76,976	89,241	135,902	130,832	131,114	149,116	180,030	B
JUNE	108,264	98,268	103,364	96,618	117,824	143,287	153,738	170,503	180,080	217,413	B
JULY	82,393	91,809	91,336	106,037	108,621	140,649	149,743	146,418	157,169	189,751	B
AUGUST	78,102	89,450	102,769	93,637	115,406	133,971	145,710	147,521	171,381	206,910	B
SEPTEMBER	100,770	98,836	86,379	124,363	128,816	0	164,340	156,033	183,541	221,591	B
OCTOBER	83,770	79,105	106,791	106,986	109,843	0	130,791	149,381	178,049	214,961	B
NOVEMBER	81,167	94,213	98,487	99,965	118,956	0	142,584	158,864	169,331	204,435	B
DECEMBER	94,304	71,453	102,979	107,849	144,341	419,237	146,571	167,420	194,248	234,518	B
TOTALS	**1,007,197**	**1,163,451**	**1,197,181**	**1,264,318**	**1,420,091**	**1,505,880**	**1,943,083**	**1,922,796**	**2,130,355**	**2,576,883**	

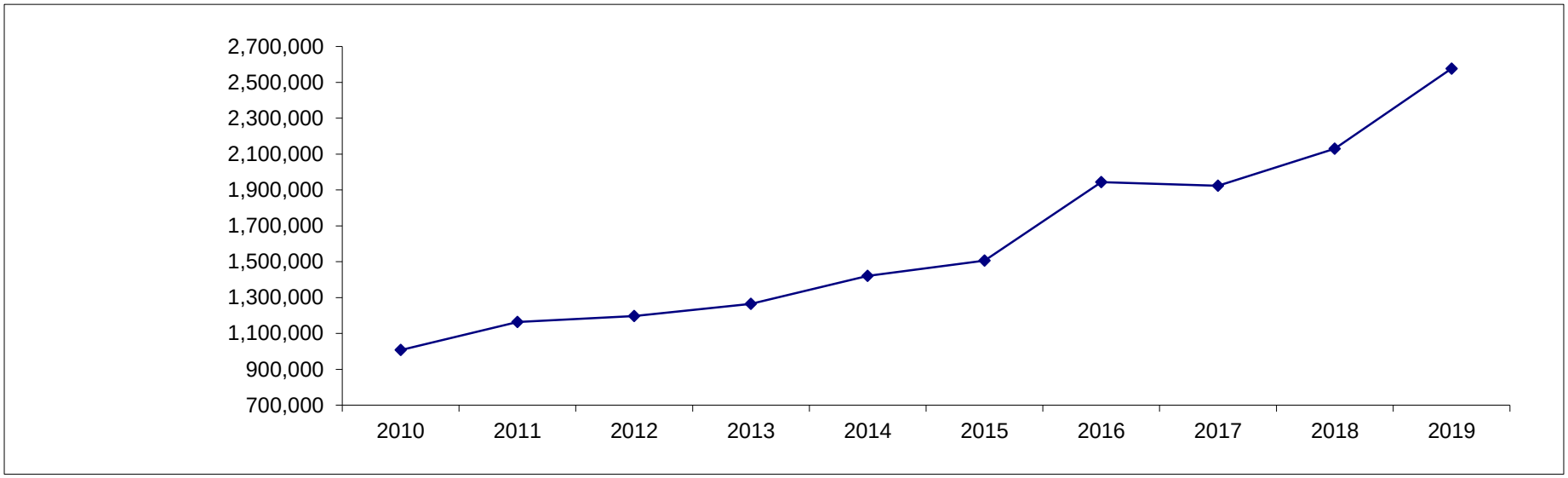

2015 Delays in Distribution of State Use Tax due to State budget.

STATE INCOME TAX

MONTH	2017 Actual	2018 Actual	2019	
JANUARY	654,552.90	578,461.18	631,574.05	A
FEBRUARY	757,032.36	837,319.00	867,041.99	B
MARCH	396,235.32	420,940.73	435,883.20	B
APRIL	764,129.23	646,372.81	669,317.62	B
MAY	1,020,258.57	1,044,018.62	1,081,078.99	B
JUNE	527,644.66	482,298.07	499,418.59	B
JULY	698,009.45	652,113.37	675,261.96	B
AUGUST	333,576.35	478,693.62	495,686.19	B
SEPTEMBER	393,460.74	476,185.57	493,089.11	B
OCTOBER	599,067.78	726,092.64	751,867.33	B
NOVEMBER	450,851.53	522,953.38	541,517.08	B
DECEMBER	396,923.43	433,455.92	448,842.65	B
TOTALS	**7,567,755.30**	**7,298,904.91**	**7,590,578.77**	
		Current Budget	**7,558,000.00**	
		Projected Amt Over (Under)	**32,578.77**	

Listed by month reported - receipts delayed by State until September 2017

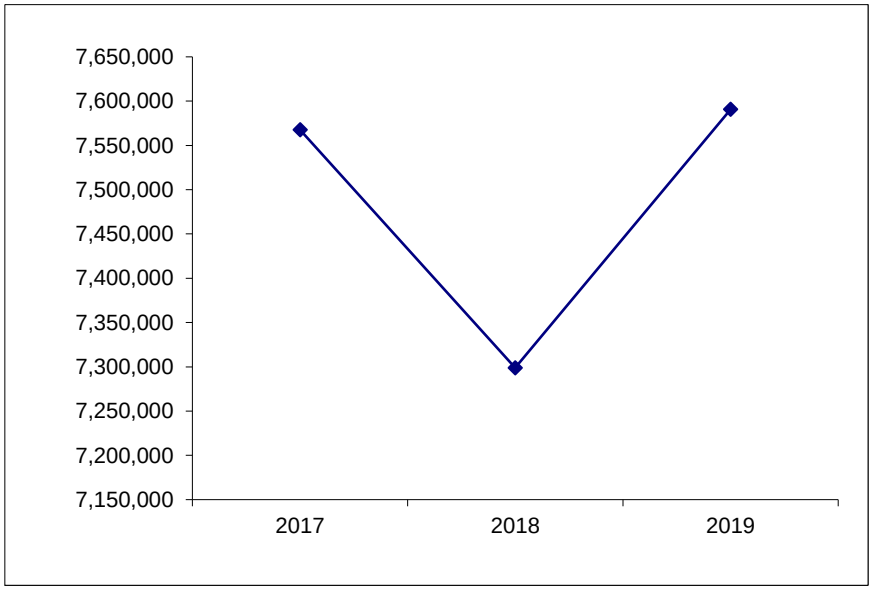

TELEPHONE COMMUNICATIONS TAX

MONTH	2017 Actual	2018 Actual	2019	
JANUARY	152,347.43	141,050.48	131,097.92	A
FEBRUARY	150,099.96	141,599.21	129,211.72	B
MARCH	155,813.31	142,413.54	129,954.81	B
APRIL	152,634.48	138,930.51	126,776.48	B
MAY	149,012.50	137,565.64	125,531.02	B
JUNE	153,283.36	140,820.63	128,501.25	B
JULY	141,981.10	133,121.01	121,475.21	B
AUGUST	148,671.63	134,839.16	123,043.06	B
SEPTEMBER	143,735.14	135,127.35	123,306.03	B
OCTOBER	144,825.61	136,261.81	124,341.25	B
NOVEMBER	142,399.25	130,339.54	118,937.08	B
DECEMBER	139,640.75	122,968.75	112,211.10	B
TOTALS	**1,774,444.52**	**1,635,037.63**	**1,494,386.93**	
		Current Budget	**1,492,000.00**	
		Projected Amt Over (Under)	**2,386.93**	

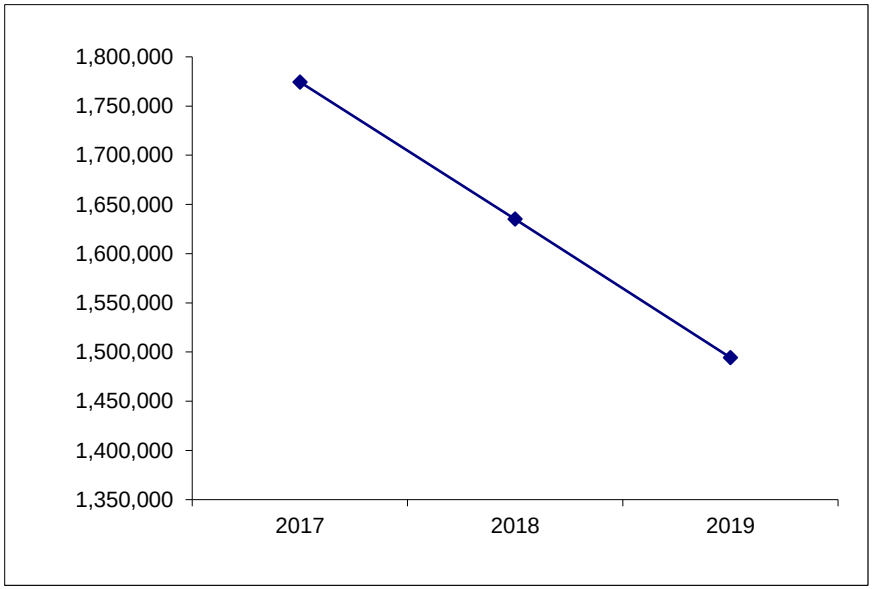

FOOD & BEVERAGE TAX

MONTH	2017 Actual	2018 Actual	2019	
JANUARY	286,400.20	286,060.40	294,706.90	A
FEBRUARY	250,160.28	240,877.75	238,042.13	B
MARCH	243,551.14	238,794.28	235,983.19	B
APRIL	275,567.55	293,459.52	290,004.91	B
MAY	268,821.52	267,164.91	264,019.84	B
JUNE	286,842.30	289,225.82	285,821.05	B
JULY	279,817.29	280,926.34	277,619.27	B
AUGUST	271,403.37	279,641.19	276,349.25	B
SEPTEMBER	281,947.48	291,559.59	288,127.35	B
OCTOBER	266,573.93	263,629.18	260,525.73	B
NOVEMBER	261,202.21	280,238.16	276,939.19	B
DECEMBER	250,794.75	270,560.22	267,375.18	B
TOTALS	**3,223,082.02**	**3,282,137.36**	**3,255,514.01**	
		Current Budget	**3,243,500.00**	
		Projected Amt Over (Under)	**12,014.01**	

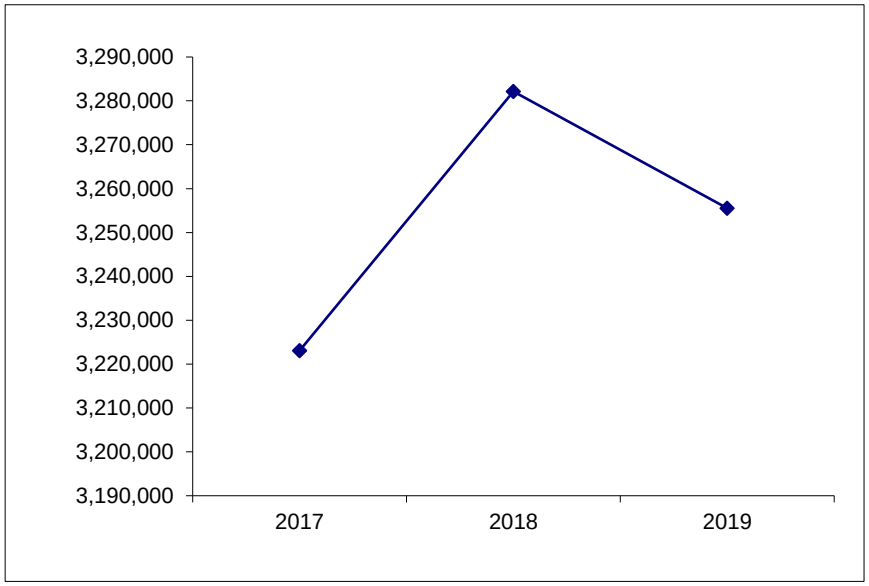

HOTEL & MOTEL TAX

MONTH	2017 Actual	2018 Actual	2019	
JANUARY	35,251.30	43,682.49	64,313.97	A
FEBRUARY	36,364.73	52,237.60	55,285.13	B
MARCH	51,466.99	58,641.79	62,062.94	B
APRIL	54,146.46	73,099.04	77,363.62	B
MAY	58,327.36	85,446.49	90,431.42	B
JUNE	84,744.05	87,171.79	92,257.37	B
JULY	72,804.56	90,273.57	95,540.11	B
AUGUST	76,860.26	89,609.64	94,837.44	B
SEPTEMBER	121,765.56	97,965.63	103,680.92	B
OCTOBER	74,289.53	82,857.49	87,691.37	B
NOVEMBER	71,406.04	90,311.56	95,580.31	B
DECEMBER	60,072.92	73,736.68	78,038.46	B
TOTALS	**797,499.76**	**925,033.77**	**997,083.05**	
		Current Budget	**979,000.00**	
		Projected Amt Over (Under)	**18,083.05**	

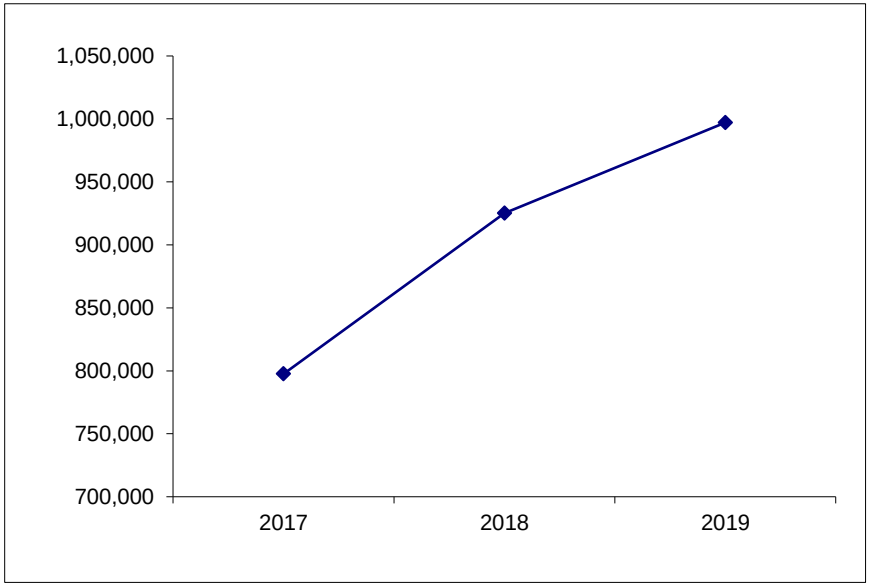

UTILITY TAX-ELECTRIC & GAS

MONTH	2017 Actual	2018 Actual	2019	
JANUARY	421,857.00	448,826.92	438,576.84	A
FEBRUARY	505,824.62	526,653.98	605,158.74	B
MARCH	425,726.95	480,198.77	551,778.76	B
APRIL	339,034.62	439,274.73	504,754.45	B
MAY	361,636.72	447,828.03	514,582.73	B
JUNE	327,273.91	374,471.63	430,291.59	B
JULY	358,194.35	375,577.99	431,562.87	B
AUGUST	373,740.81	389,378.27	447,420.26	B
SEPTEMBER	369,262.32	361,434.20	415,310.76	B
OCTOBER	353,897.31	365,581.97	420,076.81	B
NOVEMBER	341,024.62	338,504.71	388,963.32	B
DECEMBER	409,860.82	364,095.86	418,369.17	B
TOTALS	**4,587,334.05**	**4,911,827.06**	**5,566,846.32**	
		Current Budget	**5,644,000.00**	
		Projected Amt Over (Under)	**-77,153.68**	

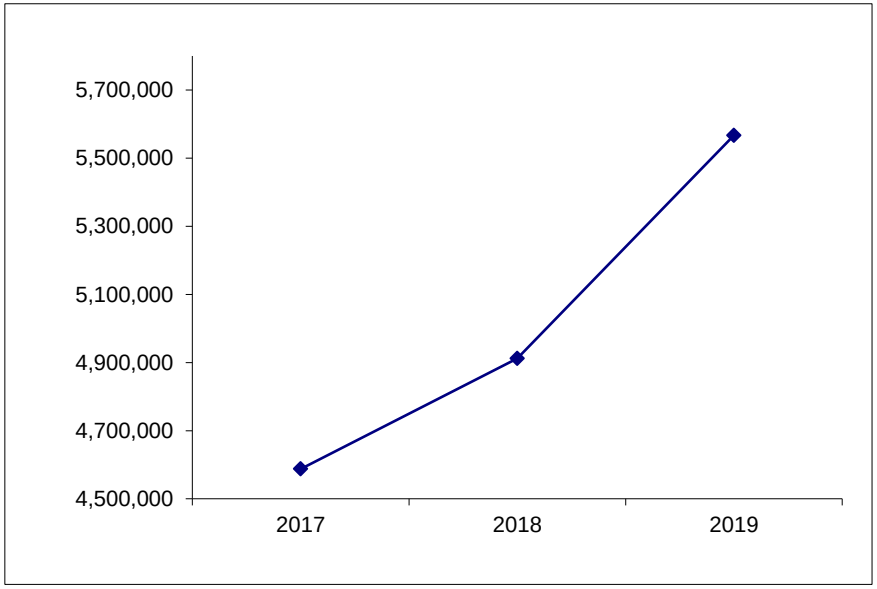

CABLE TV TAX

MONTH	2017 Actual	2018 Actual	2019	
JANUARY	263,629.01	0.00	23,697.48	A
FEBRUARY	0.00	255,933.94	248,834.84	B
MARCH	0.00	0.00	0.00	B
APRIL	244,146.92	21,185.00	20,597.37	B
MAY	24,893.20	231,760.00	225,331.44	B
JUNE	0.00	0.00	0.00	B
JULY	243,165.76	20,461.45	19,893.89	B
AUGUST	23,369.45	232,277.05	225,834.15	B
SEPTEMBER	0.00	0.00	0.00	B
OCTOBER	23,416.70	19,657.00	19,111.75	B
NOVEMBER	240,991.54	229,769.92	223,396.56	B
DECEMBER	0.00	0.00	0.00	B
TOTALS	**1,063,612.58**	**1,011,044.36**	**1,006,697.48**	
		Current Budget	**983,000.00**	
		Projected Amt Over (Under)	**23,697.48**	

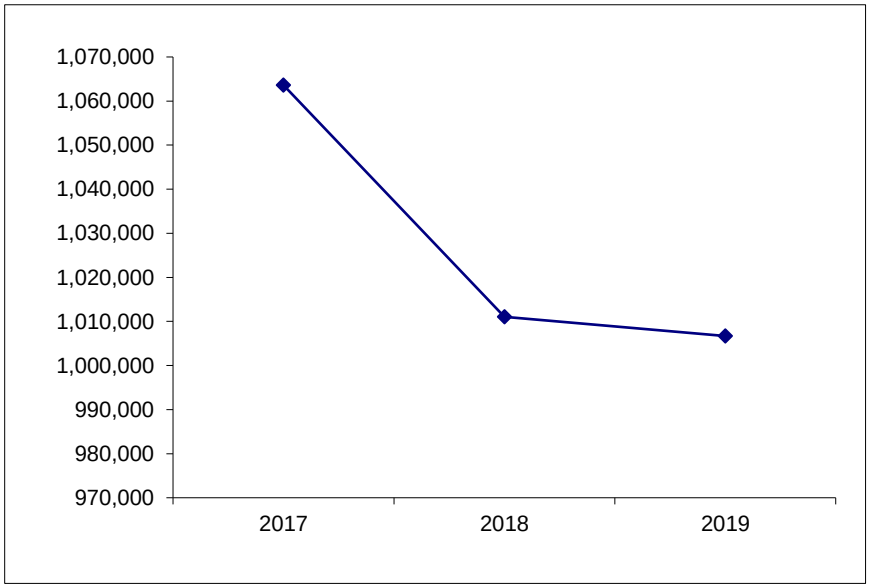

10 - LOCAL MOTOR FUEL TAX

MONTH	2017 Actual	2018 Actual	2019	
JANUARY	150,936.34	149,553.75	159,147.06	A
FEBRUARY	146,142.38	137,640.35	135,705.20	B
MARCH	135,305.95	136,597.89	134,677.39	B
APRIL	151,248.96	150,285.42	148,172.48	B
MAY	129,212.75	148,104.17	146,021.90	B
JUNE	179,659.76	154,254.29	152,085.55	B
JULY	164,090.47	153,748.88	151,587.25	B
AUGUST	151,522.30	153,476.52	151,318.72	B
SEPTEMBER	154,447.56	159,427.41	157,185.94	B
OCTOBER	158,731.65	146,477.86	144,418.46	B
NOVEMBER	150,265.36	162,946.06	160,655.12	B
DECEMBER	146,671.67	153,884.42	151,720.88	B
TOTALS	**1,818,235.15**	**1,806,397.02**	**1,792,695.96**	
		Current Budget	**1,781,000.00**	
		Projected Amt Over (Under)	**11,695.96**	

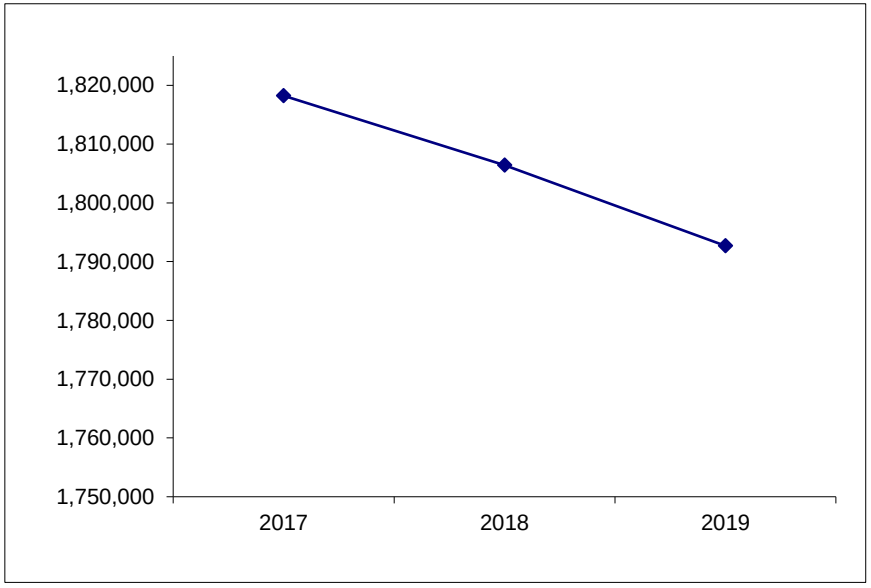

46 - STATE MOTOR FUEL TAX

MONTH	2017 Actual	2018 Actual	2019	
JANUARY	180,582.18	168,202.81	165,334.41	A
FEBRUARY	171,662.87	172,208.28	171,214.36	B
MARCH	163,670.32	149,193.94	148,332.85	B
APRIL	139,550.39	147,896.35	147,042.75	B
MAY	166,666.87	174,263.56	173,257.78	B
JUNE	168,983.84	160,430.31	159,504.37	B
JULY	134,194.40	147,026.88	146,178.30	B
AUGUST	175,956.02	172,563.52	171,567.55	B
SEPTEMBER	166,198.96	166,400.46	165,440.06	B
OCTOBER	146,908.04	139,001.37	138,199.11	B
NOVEMBER	168,198.50	182,371.66	181,319.08	B
DECEMBER	171,419.34	171,702.76	170,711.76	B
TOTALS	**1,953,991.73**	**1,951,261.90**	**1,938,102.40**	
		Current Budget	**1,940,000.00**	
		Projected Amt Over (Under)	**-1,897.60**	

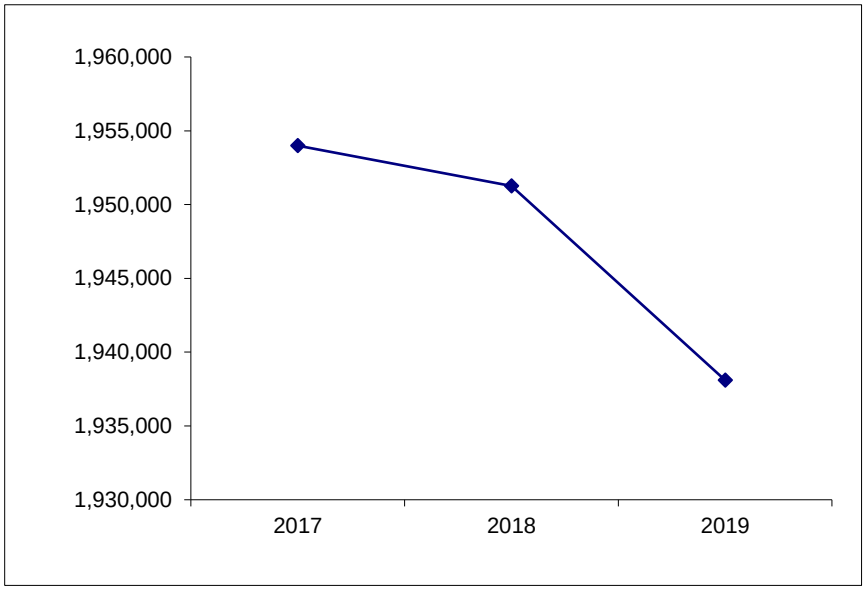

2015 & 2016 Delays in Distribution of MFT Tax due to State budget.

VIDEO GAMING TAX

MONTH	2017 Actual	2018 Actual	2019	
JANUARY	94,954.28	110,674.81	121,069.82	A
FEBRUARY	100,623.42	112,057.54	113,334.34	B
MARCH	99,845.65	106,182.77	107,392.63	B
APRIL	105,585.44	123,418.04	124,824.28	B
MAY	126,789.50	146,340.22	148,007.64	B
JUNE	110,489.13	123,295.17	124,700.01	B
JULY	107,626.31	120,942.14	122,320.17	B
AUGUST	101,091.12	116,396.36	117,722.60	B
SEPTEMBER	100,252.19	117,722.43	119,063.78	B
OCTOBER	108,743.85	121,370.11	122,753.02	B
NOVEMBER	108,003.48	113,870.50	115,167.96	B
DECEMBER	109,939.69	119,417.04	120,777.70	B
TOTALS	**1,273,944.06**	**1,431,687.13**	**1,457,133.96**	
		Current Budget	**1,448,000.00**	
		Projected Amt Over (Under)	**9,133.96**	

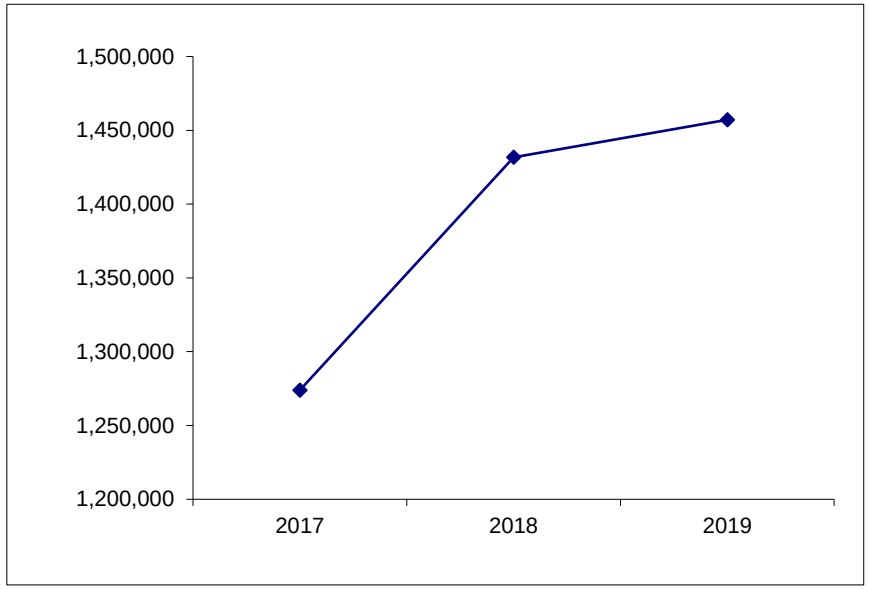

MFT REIMB - TRAFFIC SIGNALS

MONTH	2017 Actual	2018 Actual	2019	
JANUARY	30,227.10	44,276.36	18,879.47	A
FEBRUARY	30,285.05	30,587.44	32,317.64	B
MARCH	37,579.08	57,817.61	61,088.10	B
APRIL	35,516.45	31,169.52	32,932.64	B
MAY	34,648.66	40,715.78	43,018.89	B
JUNE	45,755.99	41,823.91	44,189.71	B
JULY	33,394.19	30,107.02	31,810.04	B
AUGUST	33,754.21	52,475.31	55,443.61	B
SEPTEMBER	32,655.06	51,296.11	54,197.71	B
OCTOBER	37,581.07	23,523.08	24,853.68	B
NOVEMBER	81,824.06	52,172.00	55,123.14	B
DECEMBER	47,035.87	39,035.86	41,243.95	B
TOTALS	**480,256.79**	**495,000.00**	**495,098.59**	
		Current Budget	**523,000.00**	
		Projected Amt Over (Under)	**-27,901.41**	

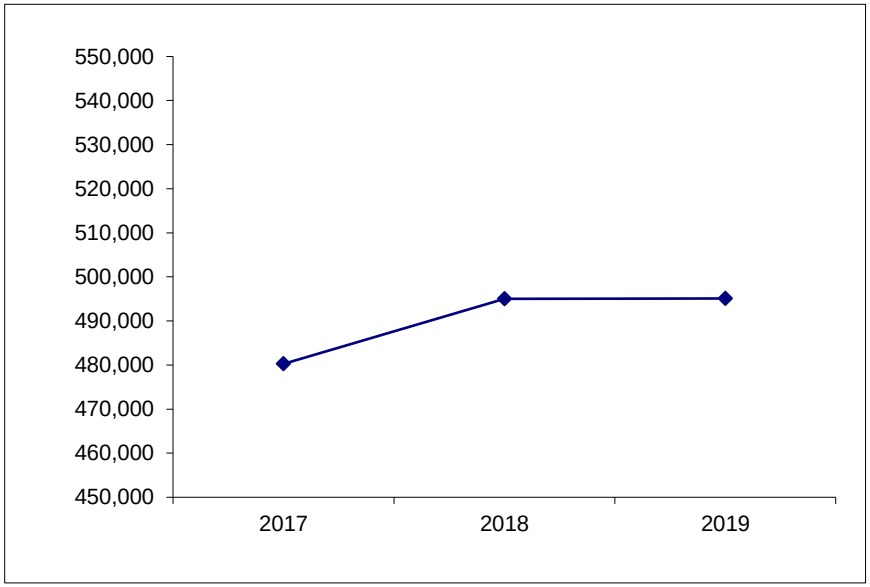

2015 & 2016 Delays in Distribution of Video Gaming Tax due to State budget.

LIQUOR LICENSES

MONTH	2017 Actual	2018 Actual	2019	
JANUARY	1,075.91	3,557.82	0.00	A
FEBRUARY	970.89	-1,242.18	2,347.19	B
MARCH	100.00	2,135.75	2,164.85	B
APRIL	29,187.48	19,600.00	19,867.02	B
MAY	239,985.85	248,925.00	252,316.24	B
JUNE	222,598.40	237,660.00	240,897.77	B
JULY	2,622.82	4,811.46	4,877.01	B
AUGUST	2,284.27	2,470.86	2,504.52	B
SEPTEMBER	2,117.60	200.00	202.72	B
OCTOBER	3,333.70	7,129.20	7,226.32	B
NOVEMBER	7,746.77	200.00	202.72	B
DECEMBER	-3,455.80	1,374.90	1,393.63	B
TOTALS	**508,567.89**	**526,822.81**	**534,000.00**	
		Current Budget	**534,000.00**	
		Projected Amt Over (Under)	**0.00**	

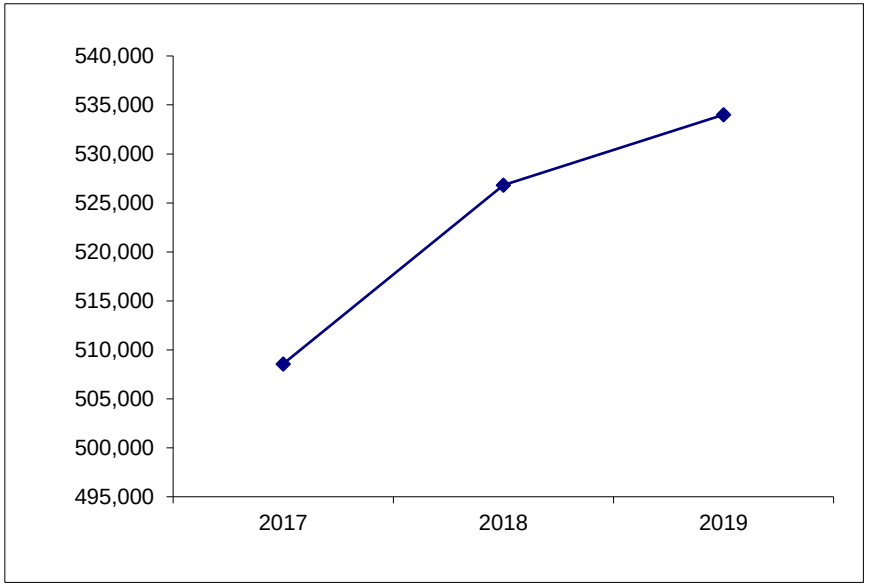

BUILDING PERMITS

MONTH	2017 Actual	2018 Actual	2019	
JANUARY	25,018.70	14,620.20	5,682.20	A
FEBRUARY	8,294.50	18,038.60	19,298.57	B
MARCH	17,266.45	7,954.30	8,509.90	B
APRIL	12,932.95	23,408.65	25,043.71	B
MAY	29,240.40	9,785.80	10,469.32	B
JUNE	16,116.75	14,818.50	15,853.55	B
JULY	7,629.90	34,945.00	37,385.85	B
AUGUST	15,033.10	48,329.20	51,704.92	B
SEPTEMBER	18,288.60	24,195.00	25,884.98	B
OCTOBER	22,135.50	16,196.10	17,327.37	B
NOVEMBER	19,111.40	30,409.97	32,534.06	B
DECEMBER	6,208.40	10,605.60	11,346.38	B
TOTALS	**197,276.65**	**253,306.92**	**261,040.80**	
		Current Budget	**271,000.00**	
		Projected Amt Over (Under)	**-9,959.20**	

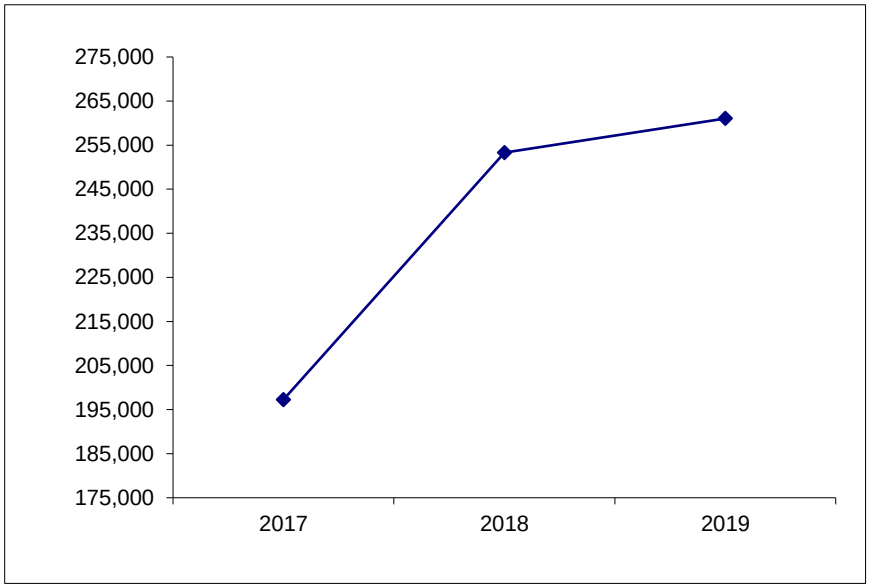

ILLEGAL USE OF VEHICLE

MONTH	2017 Actual	2018 Actual	2019	
JANUARY	31,545.00	25,185.00	27,000.00	A
FEBRUARY	24,985.00	22,135.00	19,817.49	B
MARCH	33,705.00	29,625.00	26,523.30	B
APRIL	32,640.00	21,770.00	19,490.71	B
MAY	32,010.00	30,500.00	27,306.68	B
JUNE	26,635.00	23,700.00	21,218.64	B
JULY	26,620.00	29,500.02	26,411.40	B
AUGUST	33,800.00	33,750.00	30,216.41	B
SEPTEMBER	27,970.00	26,765.00	23,962.73	B
OCTOBER	29,250.00	30,000.00	26,859.03	B
NOVEMBER	29,285.00	28,910.00	25,883.16	B
DECEMBER	20,560.00	28,775.00	25,762.29	B
TOTALS	**349,005.00**	**330,615.02**	**300,451.84**	
		Current Budget	**296,000.00**	
		Projected Amt Over (Under)	**4,451.84**	

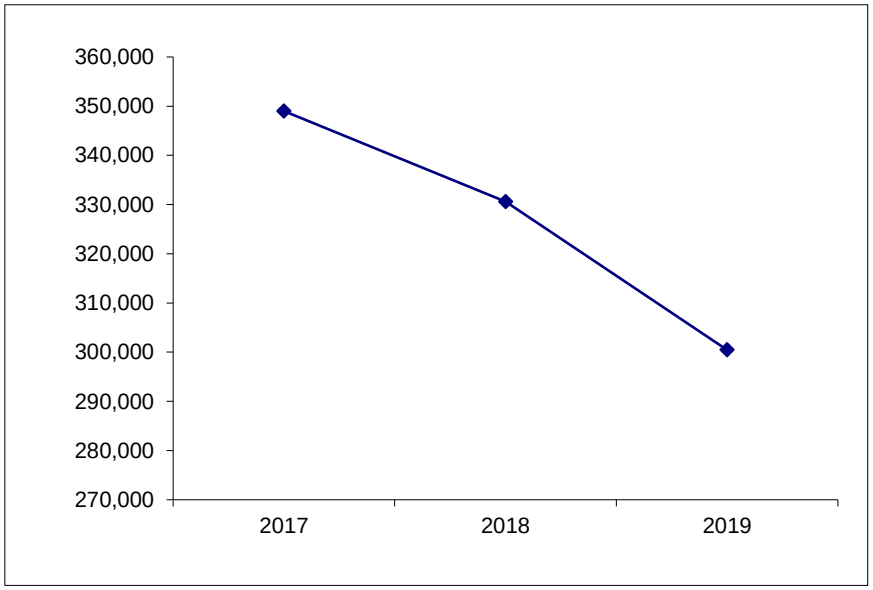

PARKING

MONTH	2017 Actual	2018 Actual	2019	
JANUARY	34,895.44	25,619.67	22,100.52	A
FEBRUARY	25,606.25	23,129.88	22,269.57	B
MARCH	30,864.70	26,877.78	25,878.07	B
APRIL	27,249.73	23,927.45	23,037.48	B
MAY	28,420.56	25,863.39	24,901.41	B
JUNE	25,376.53	26,511.27	25,525.19	B
JULY	18,039.29	24,812.73	23,889.83	B
AUGUST	50,159.05	43,872.98	42,241.14	B
SEPTEMBER	19,306.30	28,082.95	27,038.41	B
OCTOBER	25,869.73	23,231.48	22,367.39	B
NOVEMBER	21,431.35	22,420.50	21,586.58	B
DECEMBER	24,039.14	22,432.56	21,598.19	B
TOTALS	**331,258.07**	**316,782.64**	**302,433.77**	
		Current Budget	**305,000.00**	
		Projected Amt Over (Under)	**-2,566.23**	

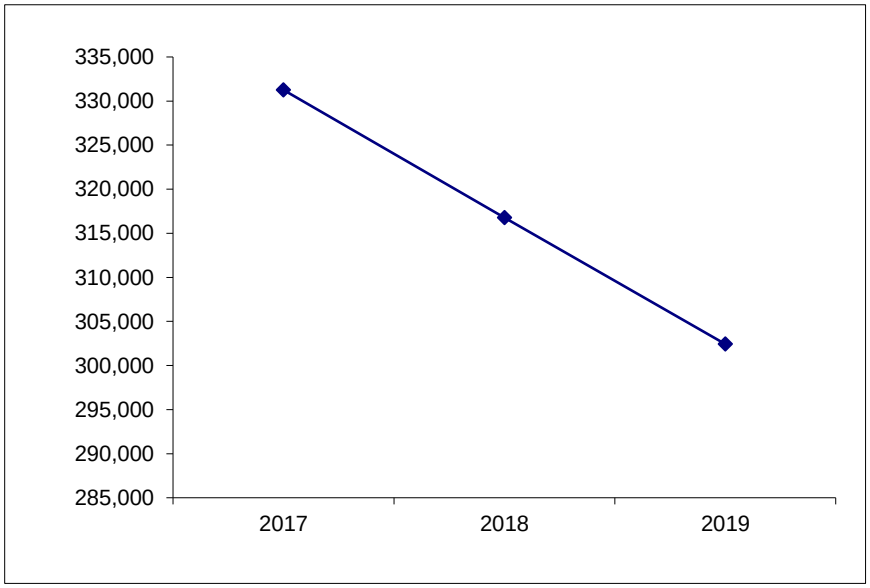

COURT FINES

MONTH	2017 Actual	2018 Actual	2019	
JANUARY	10,760.71	10,310.57	10,708.29	A
FEBRUARY	15,484.21	16,396.46	14,867.04	B
MARCH	22,565.22	18,502.94	16,777.03	B
APRIL	27,343.14	18,375.38	16,661.37	B
MAY	21,521.83	14,424.37	13,078.90	B
JUNE	15,702.61	18,923.75	17,158.59	B
JULY	16,387.61	12,638.14	11,459.28	B
AUGUST	14,397.63	13,221.67	11,988.38	B
SEPTEMBER	12,749.30	15,467.05	14,024.32	B
OCTOBER	17,947.15	13,584.22	12,317.12	B
NOVEMBER	11,424.05	15,021.58	13,620.40	B
DECEMBER	15,111.69	12,902.24	11,698.75	B
TOTALS	**201,395.15**	**179,768.37**	**164,359.47**	
		Current Budget	**163,000.00**	
		Projected Amt Over (Under)	**1,359.47**	

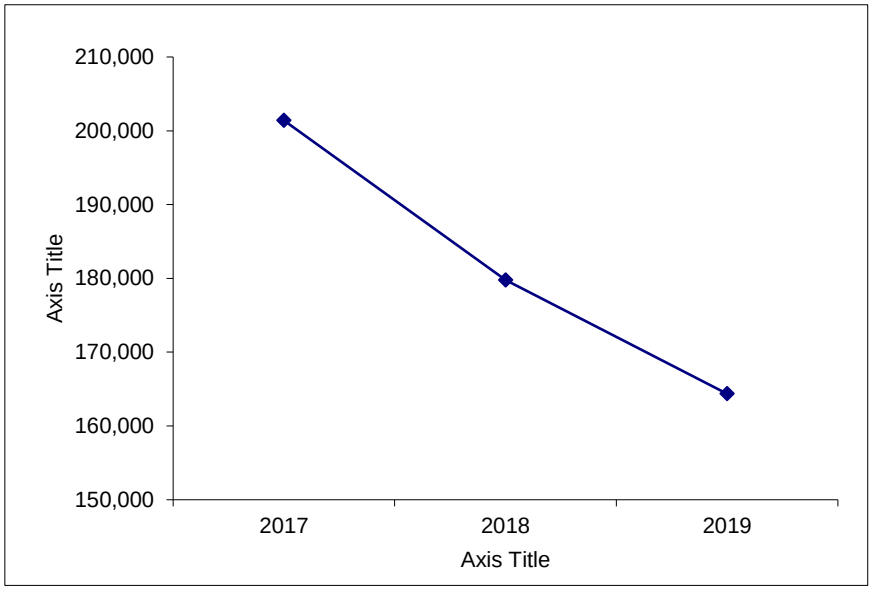

WEED CUTTING FEES

MONTH	2017 Actual	2018 Actual	2019	
JANUARY	989.42	3,807.13	2,271.97	A
FEBRUARY	2,521.07	3,931.13	4,305.65	B
MARCH	2,818.12	2,037.54	2,231.66	B
APRIL	2,281.59	4,814.15	5,272.79	B
MAY	4,455.68	2,360.16	2,585.01	B
JUNE	4,438.63	5,661.41	6,200.77	B
JULY	11,847.73	9,014.88	9,873.72	B
AUGUST	5,847.73	7,323.28	8,020.97	B
SEPTEMBER	7,593.47	8,187.05	8,967.03	B
OCTOBER	9,691.65	6,621.86	7,252.72	B
NOVEMBER	4,602.94	5,201.77	5,697.34	B
DECEMBER	5,907.96	5,863.87	6,422.52	B
TOTALS	**62,995.99**	**64,824.23**	**69,102.14**	
		Current Budget	**71,000.00**	
		Projected Amt Over (Under)	**-1,897.86**	

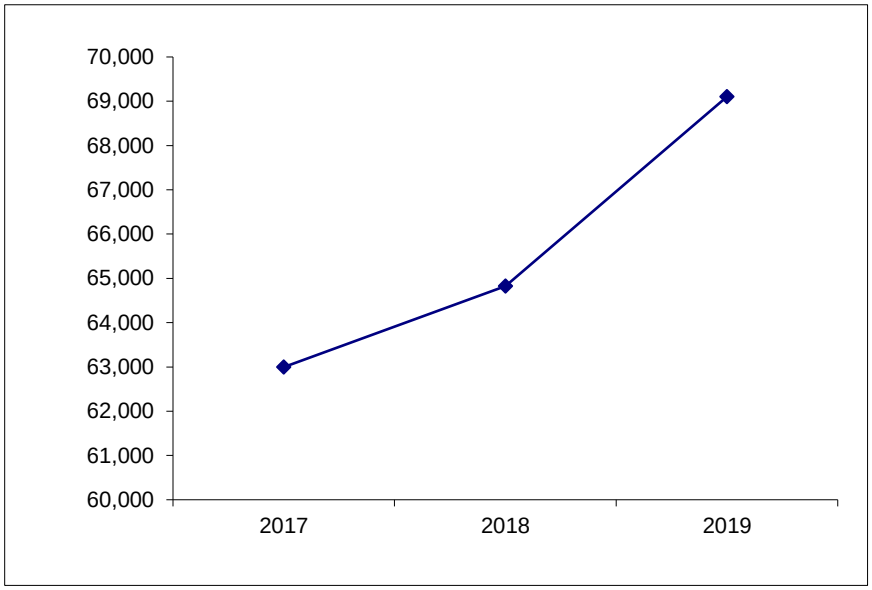

DEMOLITION PAYMENTS

MONTH	2017 Actual	2018 Actual	2019	
JANUARY	3,094.52	4,085.00	4,585.00	A
FEBRUARY	3,461.25	3,875.00	2,188.27	B
MARCH	4,200.29	3,144.19	1,775.57	B
APRIL	3,523.62	20,411.18	11,526.48	B
MAY	3,599.02	11,821.98	6,676.04	B
JUNE	3,210.00	3,035.00	1,713.91	B
JULY	2,815.00	2,040.00	1,152.02	B
AUGUST	1,870.00	2,030.00	1,146.37	B
SEPTEMBER	2,875.00	2,420.00	1,366.61	B
OCTOBER	3,020.00	5,559.00	3,139.24	B
NOVEMBER	2,185.00	2,140.00	1,208.49	B
DECEMBER	2,450.00	3,187.75	1,800.17	B
TOTALS	**36,303.70**	**63,749.10**	**38,278.14**	
		Current Budget	**36,000.00**	
		Projected Amt Over (Under)	**2,278.14**	

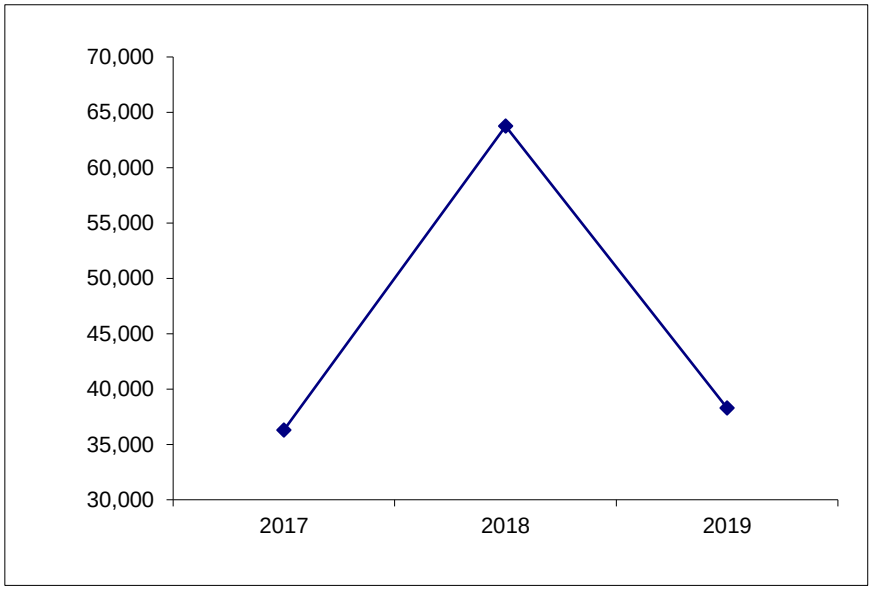

PET CITATIONS

MONTH	2017 Actual	2018 Actual	2019	
JANUARY	4,675.88	5,624.07	8,692.94	A
FEBRUARY	5,654.45	7,221.22	7,633.24	B
MARCH	8,731.32	5,186.78	5,482.72	B
APRIL	3,253.46	8,265.15	8,736.73	B
MAY	3,536.29	4,968.92	5,252.43	B
JUNE	5,529.30	6,788.27	7,175.58	B
JULY	3,839.14	5,252.51	5,552.20	B
AUGUST	4,990.87	4,907.22	5,187.21	B
SEPTEMBER	4,582.53	4,534.14	4,792.84	B
OCTOBER	3,498.17	5,145.10	5,438.66	B
NOVEMBER	4,408.19	5,534.30	5,850.07	B
DECEMBER	4,273.00	4,686.01	4,953.38	B
TOTALS	**56,972.60**	**68,113.69**	**74,747.98**	
		Current Budget	**72,000.00**	
		Projected Amt Over (Under)	**2,747.98**	

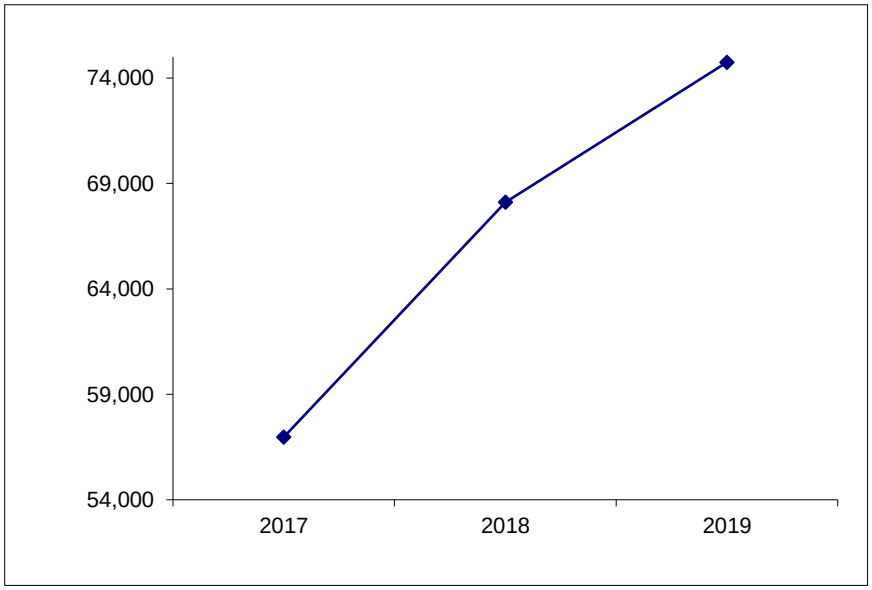

TRASH & CLEAN UP FINES

MONTH	2017 Actual	2018 Actual	2019	
JANUARY	3,818.84	3,609.33	2,063.25	A
FEBRUARY	4,666.95	3,787.96	3,644.58	B
MARCH	5,502.65	4,694.36	4,516.68	B
APRIL	4,430.58	7,245.08	6,970.85	B
MAY	6,571.89	5,911.57	5,687.81	B
JUNE	2,680.88	3,782.95	3,639.76	B
JULY	6,230.35	3,381.33	3,253.34	B
AUGUST	5,026.82	1,413.04	1,359.56	B
SEPTEMBER	1,819.81	3,266.28	3,142.65	B
OCTOBER	4,837.59	3,208.97	3,087.51	B
NOVEMBER	2,939.72	3,488.72	3,356.67	B
DECEMBER	3,555.16	2,980.69	2,867.87	B
TOTALS	**52,081.24**	**46,770.28**	**43,590.54**	
		Current Budget	**45,000.00**	
		Projected Amt Over (Under)	**-1,409.46**	

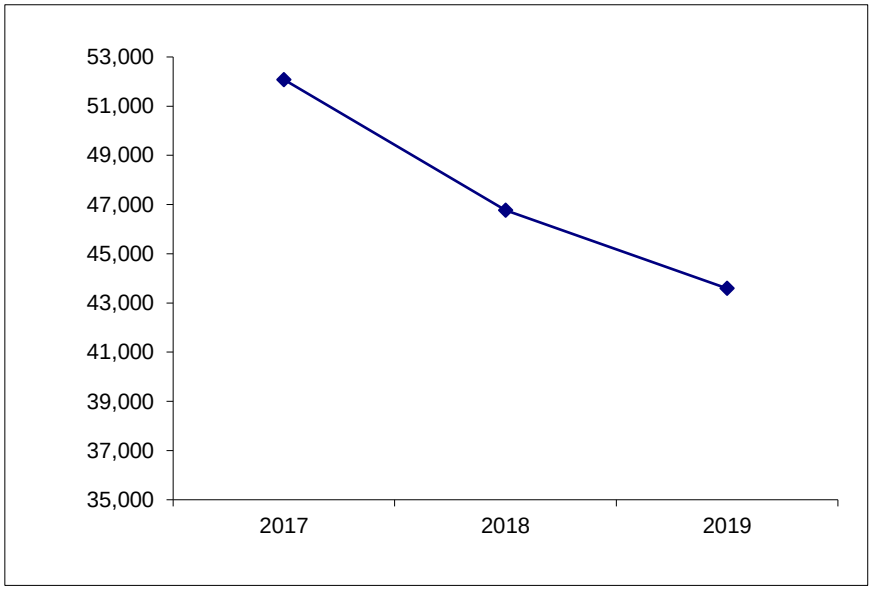

70-MASS TRANSIT - CHARGES FOR SERVICES

MONTH	2017 Actual	2018 Actual	2019	
JANUARY	34,882.01	45,559.71	45,046.44	A
FEBRUARY	45,922.48	43,625.01	46,391.75	B
MARCH	39,319.53	48,998.55	52,106.09	B
APRIL	44,321.58	42,816.48	45,531.95	B
MAY	50,013.85	47,228.27	50,223.54	B
JUNE	49,318.54	46,871.57	49,844.21	B
JULY	42,138.97	49,084.46	52,197.45	B
AUGUST	43,030.86	42,846.16	45,563.51	B
SEPTEMBER	40,404.95	36,585.25	38,905.52	B
OCTOBER	42,457.11	46,566.68	49,519.99	B
NOVEMBER	47,406.69	47,131.72	50,120.86	B
DECEMBER	36,533.29	41,983.35	44,645.98	B
TOTALS	**515,749.86**	**539,297.21**	**570,097.29**	
		Current Budget	**573,500.00**	
		Projected Amt Over (Under)	**-3,402.71**	

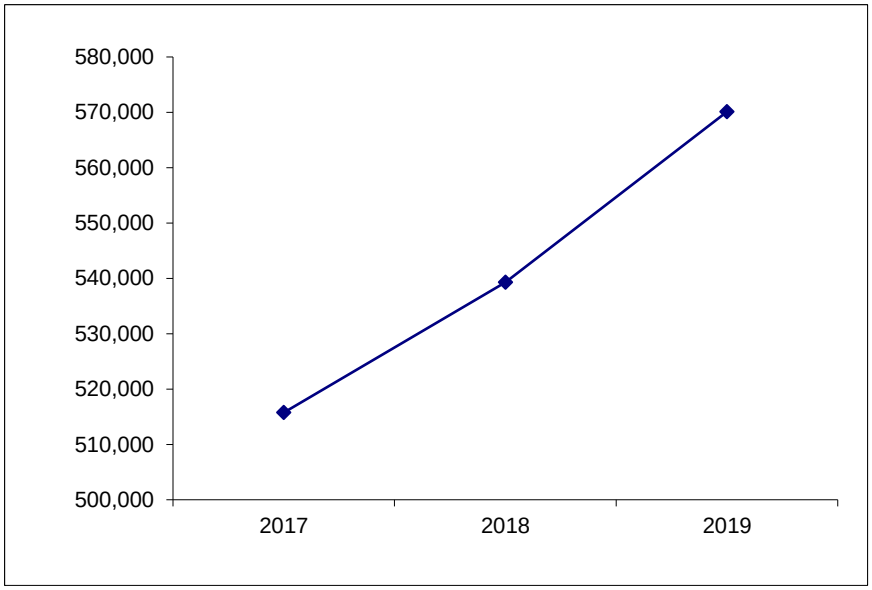

80-WATER SALES

MONTH	2017 Actual	2018 Actual	2019	
JANUARY	2,250,636.79	2,293,291.51	2,351,341.46	A
FEBRUARY	2,293,297.02	2,442,137.29	2,533,606.78	B
MARCH	2,197,191.32	2,261,077.95	2,345,765.92	B
APRIL	2,184,431.48	2,266,796.70	2,351,698.87	B
MAY	2,202,704.25	2,369,942.81	2,458,708.28	B
JUNE	2,402,041.11	2,419,949.18	2,510,587.62	B
JULY	2,635,067.97	2,728,893.44	2,831,103.30	B
AUGUST	2,682,475.15	2,713,394.06	2,815,023.39	B
SEPTEMBER	2,554,863.90	2,537,524.98	2,632,567.19	B
OCTOBER	2,546,500.96	2,694,323.29	2,795,238.33	B
NOVEMBER	2,506,148.97	2,309,920.81	2,396,438.18	B
DECEMBER	2,264,904.88	2,371,261.26	2,460,076.11	B
TOTALS	**28,720,263.80**	**29,408,513.28**	**30,482,155.43**	
		Current Budget	**30,510,000.00**	
		Projected Amt Over (Under)	**-27,844.57**	

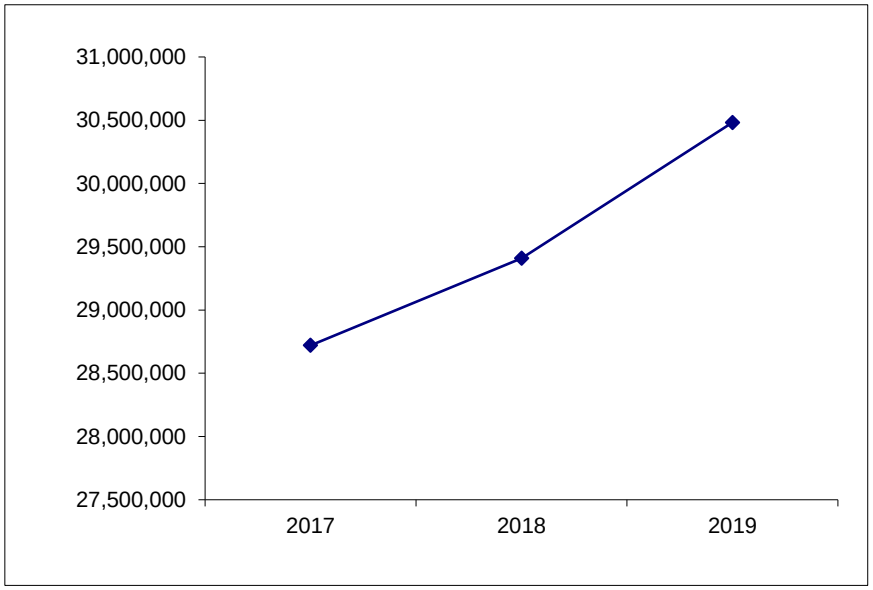

79-SEWER USER FEE

MONTH	2017 Actual	2018 Actual	2019	
JANUARY	365,842.90	415,444.15	536,913.54	A
FEBRUARY	365,908.81	442,619.44	486,761.90	B
MARCH	357,535.86	478,868.69	526,626.29	B
APRIL	336,921.75	466,503.07	513,027.44	B
MAY	374,139.45	470,323.66	517,229.06	B
JUNE	383,450.74	473,070.74	520,250.11	B
JULY	455,323.40	573,124.51	630,282.24	B
AUGUST	455,272.26	605,402.59	665,779.42	B
SEPTEMBER	434,296.55	523,184.44	575,361.65	B
OCTOBER	460,110.01	551,480.24	606,479.39	B
NOVEMBER	409,171.38	491,779.35	540,824.53	B
DECEMBER	428,287.26	506,416.61	556,921.56	B
TOTALS	**4,826,260.37**	**5,998,217.49**	**6,676,457.13**	
		Current Budget	**6,596,420.00**	
		Projected Amt Over (Under)	**80,037.13**	

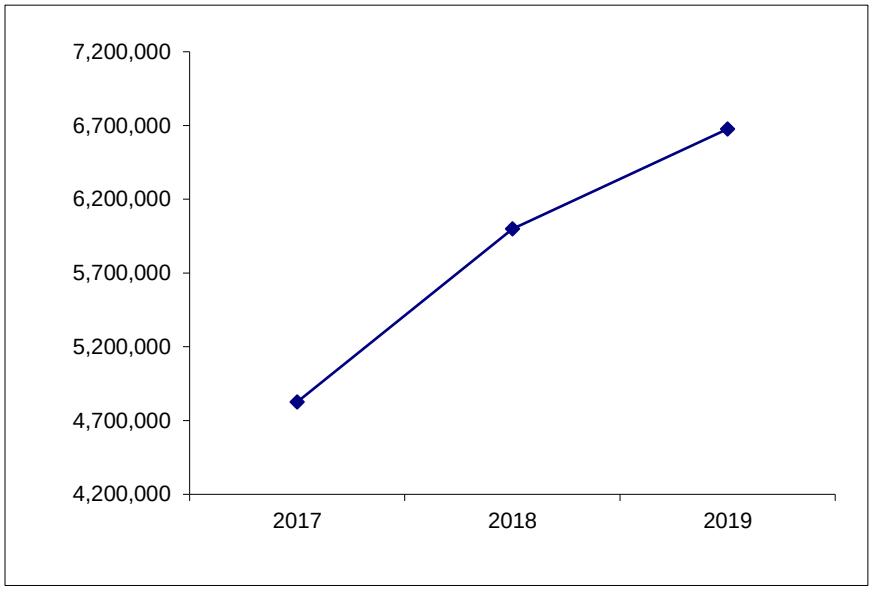

78-STORM WATER FEE

MONTH	2017 Actual	2018 Actual	2019	
JANUARY	122,042.07	130,857.73	128,327.75	A
FEBRUARY	115,726.29	115,722.81	115,366.36	B
MARCH	131,044.00	119,204.08	118,836.91	B
APRIL	164,375.29	178,640.07	178,089.83	B
MAY	153,955.37	143,262.25	142,820.98	B
JUNE	120,950.54	116,699.68	116,340.23	B
JULY	121,951.59	125,217.69	124,832.00	B
AUGUST	121,622.82	126,195.38	125,806.68	B
SEPTEMBER	109,785.43	104,206.95	103,885.97	B
OCTOBER	165,672.68	186,458.32	185,884.00	B
NOVEMBER	150,828.65	134,557.14	134,142.68	B
DECEMBER	116,855.56	117,265.90	116,904.70	B
TOTALS	**1,594,810.29**	**1,598,288.00**	**1,591,238.08**	
		Current Budget	**1,593,365.00**	
		Projected Amt Over (Under)	**-2,126.92**	

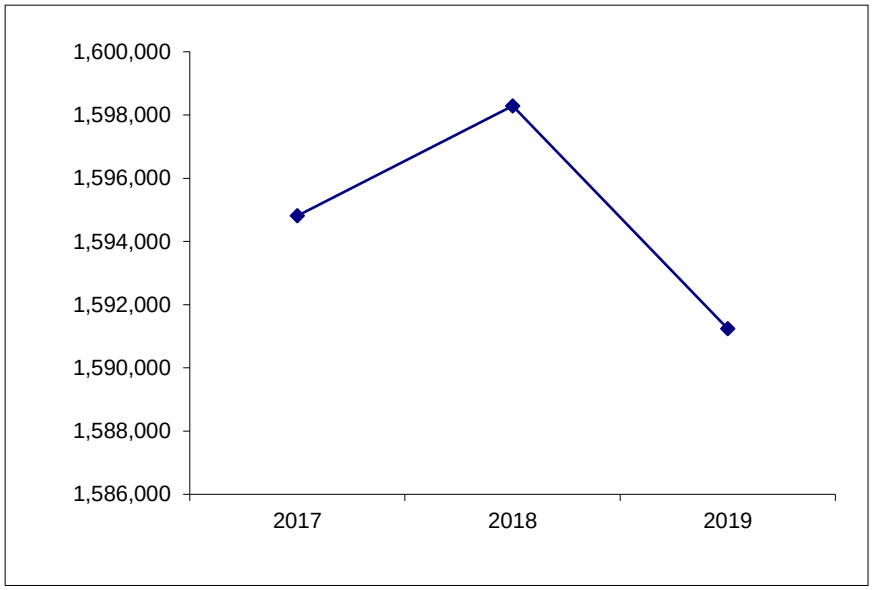

88-RECYCLING FEES
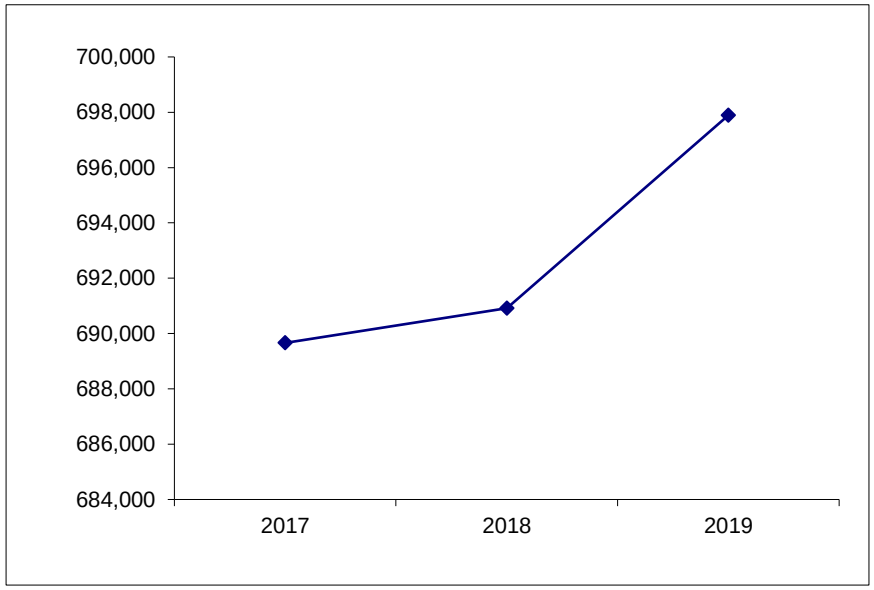
MONTH	2017 Actual	2018 Actual	2019	
JANUARY	53,670.25	63,834.61	64,379.60	A
FEBRUARY	57,220.17	53,318.46	53,865.54	B
MARCH	63,538.06	59,585.33	60,196.71	B
APRIL	52,781.31	58,097.70	58,693.82	B
MAY	61,173.86	61,352.11	61,981.62	B
JUNE	60,215.22	55,252.91	55,819.84	B
JULY	61,089.08	57,379.32	57,968.07	B
AUGUST	55,537.02	64,706.87	65,370.80	B
SEPTEMBER	56,982.47	47,989.41	48,481.81	B
OCTOBER	54,207.31	61,664.86	62,297.58	B
NOVEMBER	59,900.37	56,683.15	57,264.75	B
DECEMBER	53,345.70	51,046.09	51,569.86	B
TOTALS	**689,660.82**	**690,910.82**	**697,890.01**	
		Current Budget	**698,000.00**	
		Projected Amt Over (Under)	**-109.99**