Monday, September 21, 2020
5:30 PM
Civic Center Theater

CITY COUNCIL AGENDA

Pursuant to Phase 4 of Governor Pritzker's Executive Order, a maximum of 50 people will be allowed in the Civic Center Theater. An in-person meeting of all members of the City Council of the City of Decatur as well as in-person meetings of all members of other Boards and Commissions of the City of Decatur is not practical or prudent because of the COVID-19 pandemic.

I. Call to Order

1. Roll Call
2. Pledge of Allegiance

II. Appearance of Citizens

Policy relative to Appearance of Citizens:
A 30-minute time period is provided for citizens to appear and express their views before the City Council. Each citizen speaking will be limited to one appearance of up to 3 minutes. No immediate response will be given by City Council or City staff members. Citizens are to give their documents (if any) to the Police Officer for distribution to the Council. When the Mayor determines that all persons wishing to speak in accordance with this policy have done so, members of the City Council and key staff may make comments.

III. Approval of Minutes

Approval of Minutes of August 31, 2020 City Council Study Session and September 8, 2020 City Council Meeting

IV. Unfinished Business

V. New Business

1. Treasurer's Financial Report
2. Resolution Authorizing Property and Liability Insurance Coverage for the City of Decatur, Illinois for the Policy Period October 1, 2020 to October 1, 2021
3. Resolution Authorizing Excess Property Insurance Coverage for the City of Decatur, Illinois for the Policy Period October 1, 2020 to October 1, 2021
4. Resolution Authorizing Auto Physical Damage Insurance Coverage for the City of Decatur, Illinois for the Policy Period October 1, 2020 to October 1, 2021

5. Resolution Authorizing Cyber Liability Insurance Coverage for the City of Decatur, Illinois for the Policy Period October 1, 2020 to October 1, 2021
6. Resolution Authorizing Excess Workers Compensation Insurance Coverage for the City of Decatur, Illinois for the Policy Period October 1, 2020 to October 1, 2021
7. Resolution Authorizing Excess Liability Insurance Coverage for the City of Decatur, Illinois for the Policy Period October 1, 2020 to October 1, 2021
8. Resolution Authorizing Crisis Protection Insurance Coverage for the City of Decatur, Illinois for the Policy Period October 1, 2020 to October 1, 2021
9. Resolution Authorizing Change Order to Council Resolution 19-194; Payment to CDS Office Technologies For Police Body Worn Camera Project
10. Resolution Authorizing Purchase of Tyler Technologies, Inc. Citizen Self Serve Module
11. Resolution Authorizing Execution Of A Purchase Order With Complete Coach Works For Installation of Protective Bus Barriers Transit Fleet of Vehicles Not to Exceed $113,723.64
12. Resolution Authorizing Agreement With MV Transportation, Inc. For Supplemental Pay
13. Consent Calendar: Items on the Consent Agenda/Calendar are matters requiring City Council approval or acceptance, but which are routine and recurring in nature, are not controversial, are matters of limited discretion, and about which little or no discussion is anticipated. However, staff's assessment of what should be included on the Consent Agenda/Calendar can be in error. For this reason, any Consent Agenda/Calendar item can be removed from the Consent Agenda/Calendar by any member of the governing body, for any reason, without the need for concurrence by any other governing body member. Items removed from the Consent Agenda/Calendar will be discussed and voted on separately from the remainder of the Consent Agenda/Calendar.

    A. Ordinance Annexing Territory 1508 West Ash Avenue
    B. Ordinance Annexing Territory 3434 Burt Drive
    C. Ordinance Annexing Territory 3408 Ferris Drive
    D. Ordinance Annexing Territory 3425 Ferris Drive
    E. Ordinance Annexing Territory 3436 Ferris Drive
    F. Ordinance Annexing Territory 2060 Solar Avenue
    G. Ordinance Annexing Territory 3185 North Westlawn Avenue
    H. Ordinance Annexing Territory 3225 North Westlawn Avenue
    I. Ordinance Annexing Territory 2451 Wilcox Lane
    J. Ordinance Annexing Territory 2479 Wilcox Lane

VI. Other Business

VII. Study Session: Study Sessions are less formal meetings of the City Council called to discuss broad policy themes and obtain input from the governing body about proposals and initiatives that are still being developed. No formal votes are taken at Study Sessions, and no informal directions expressed at Study Sessions bind the City Council, or its individual members, to vote in a certain manner at a future City

Council meeting. Members of the public should limit their remarks to three (3) minutes after Council discussion.

EMPLOYEE HEALTH CARE CLINIC

VIII. Adjournment

Monthly Reports, August, 2020

SUBJECT: Approval of Minutes of August 31, 2020 City Council Study Session and September 8, 2020 City Council Meeting

ATTACHMENTS:

Description	Type
Minutes of August 31, 2020 City Council Study Session	Backup Material
Minutes of September 8, 2020 City Council Meeting	Backup Material

CITY COUNCIL STUDY SESSION MINUTES
Monday, August 31, 2020

On Monday, August 31, 2020 the City Council of the City of Decatur, Illinois, met in a Study Session at 5:30 p.m., in the Decatur Civic Center Theater, One Gary K. Anderson Plaza, Decatur, Illinois.

Mayor Julie Moore Wolfe presided, together with her being Council members Lisa Gregory, David Horn, Pat McDaniel, and Rodney Walker. Councilman Chuck Kuhle participated through electronic attendance pursuant to the Open Meetings Act, 5 ILCS 120/7(e)(2) and a determination made by Mayor Moore Wolfe that an in-person meeting of all members of the City Council is not practical or prudent because of the COVID-19 pandemic. Councilman Bill Faber was absent. Mayor Moore Wolfe declared a quorum present.

City Manager Scot Wrighton attended the meeting as well.

Mayor Moore Wolfe led the Pledge of Allegiance.

Mayor Moore Wolfe called for a Study Session on a status report for the Brush College/Faries Parkway project.

City Manager Wrighton provided a brief history on the Brush College/Faires Parkway project and introduced Ms. Ann Schneider, Transportation Consultant for the City of Decatur who provided an update on the Brush College/Faries Parkway project.

Ms. Schneider presented a PowerPoint presentation that included a map and timeline of the project. Ms. Schneider explained why the project is over budget and ways that staff has sought to reduce costs and increase external funding to close the gap. Ms. Schneider explained that the city has expressed interest to IDOT for additional funding through the Illinois Competitive Freight Program and applied to the ICC for additional funding for the grade separation. In addition, the city has requested that AECOM research other design alternatives. Ms. Schneider added that the city has approached Congressional delegation for additional assistance.

Mayor Moore Wolfe noted that the railroad crossing at Brush College/Faries Parkway is the busiest railroad crossing in the city and it's been estimated that the crossing is closed 17 hours a week due to train traffic and in the very near future this will increase to 24 hours a week.

Ms. Schneider answered questions from Council regarding funding sources.

With no other discussion on the Brush College/Faries Parkway project, Mayor Moore Wolfe called for a Study Session on COVID-19 Related Financial and Budget Planning.

City Manager Wrighton gave an overview on the current status of the budget and reported that efficiency and cost reduction measures implemented are estimated to reduce originally budgeted expenses in the General Fund by between $3.0 and $3.3 million. City

Manager Wrighton reported that no layoffs or involuntary furloughs will occur in 2020 and the city has continued with limited hiring as needs and service demands require. City Manager Wrighton explained that the 2021 budget will likely be more disciplined to balance the FY 2021 budget and that staff is looking at different strategies to reduce expenditures without reducing services.

Councilman Bill Faber who was absent during Roll Call participated through electronic attendance at 6:47pm.

Council members addressed whether the financial course set forth in the 9-point plan as it pertains to the rest of FY 2020 is acceptable, whether the FY 2021 budget should be balanced using cash reserves, whether the city should, to the greatest extent possible, avoid tax increases in the FY 2021 budget, whether the city should attempt to seek out service mergers and consolidations with other units of local government that could reduce the cost of government for all participating governments; whether the FY 2021 budget should be prepared with different levels of potential service deliveries so that the budget can be amended more readily based on changing conditions as FY 2021 proceeds, and whether the City Council would like to continue close monitoring of its financial conditions every other month in 2021, as it has done in 2020 since the start of the pandemic.

With no other discussion on the budget, Mayor Moore Wolfe called for Appearance of Citizens and the following citizens provided comments to Council: John Phillips Sr., and Karl Coleman.

With no other Appearance of Citizens, Mayor Moore Wolfe reported that the Closed Executive Session following the Study Session was cancelled.

With no other discussion, Mayor Moore Wolfe called for adjournment. Councilman Pat McDaniel moved the Study Session be adjourned; seconded by Councilwoman Lisa Gregory and on call of the roll, Council members Chuck Kuhle, Rodney Walker, Bill Faber, Lisa Gregory, David Horn, Pat McDaniel and Mayor Moore Wolfe voted aye. Mayor Moore Wolfe declared the motion carried.

Mayor Moore Wolfe declared the Study Session adjourned at 7:22 p.m.

Approved _____
Kim Althoff
City Clerk

CITY COUNCIL MINUTES
Tuesday, September 8, 2020

On Tuesday, September 8, 2020, the City Council of the City of Decatur, Illinois, met in a Regular Meeting at 5:30 p.m., in the Decatur Civic Center Theater, One Gary K. Anderson Plaza, Decatur, Illinois.

Mayor Moore Wolfe presided, together with her being Council members Lisa Gregory, David Horn, Chuck Kuhle, and Pat McDaniel. Councilman Bill Faber participated through electronic attendance pursuant to the Open Meetings Act, 5 ILCS 120/7(e)(2) and a determination made by Mayor Julie Moore Wolfe that an in-person meeting of all members of the City Council is not practical or prudent because of the COVID-19 pandemic. Councilman Rodney Walker was absent. Mayor Moore Wolfe declared a quorum present.

City Manager Scot Wrighton attended the meeting as well.

Mayor Moore Wolfe led the Pledge of Allegiance.

With no Appearance of Citizens, Mayor Moore Wolfe called for Approval of the Minutes. The minutes of the August 17, 2020 City Council meeting were presented. Councilman Pat McDaniel moved the minutes be approved as written, seconded by Councilwoman Lisa Gregory and on call of the roll, Council members Lisa Gregory, David Horn, Chuck Kuhle, Pat McDaniel, Bill Faber and Mayor Moore Wolfe voted aye. Mayor Moore Wolfe declared the motion carried.

Mayor Moore Wolfe called for Unfinished Business.

2020-129 Ordinance Amending City Code Chapter 47 - Control of Animals, Fowl and Dogs, was presented. Councilman Pat McDaniel moved the Ordinance do pass, seconded by Councilwoman Lisa Gregory.

City Manager Wrighton gave a brief overview of the Ordinance.

Deputy City Manager Jon Kindseth answered questions from Council regarding restrictions to the Agriculture District compared to educational institutions.

Upon call of the roll, Council members Lisa Gregory, David Horn, Chuck Kuhle, Bill Faber and Mayor Moore Wolfe voted aye. Councilman Pat McDaniel voted nay. Mayor Moore Wolfe declared the motion carried.

Ordinance Annexing Territory Entirely Surrounded by the City Limits-N. Moffet Ave., W. Marietta St., N. Moffet Ln. AKA Moffet Ln., was presented. Councilman Pat McDaniel moved to remove the item from the table; seconded by Councilwoman Lisa Gregory.

Upon call of the roll, Council members Lisa Gregory, David Horn, Chuck Kuhle, Pat McDaniel, Bill Faber and Mayor Moore Wolfe voted aye. Mayor Moore Wolfe declared the motion carried.

Councilman Pat McDaniel moved the Ordinance do pass, seconded by Councilwoman Lisa Gregory.

City Manager Wrighton gave an overview of the Ordinance.

The following citizens appeared before Council and expressed their opposition against the proposed annexation: Adrienne Lynch, Megan Lynch, Gary Lynch, Shondra Lynch, Brian Kendall, David Trimby, Debbie Hammel, Chris Berndt, Laura Berndt, and Renee Summer.

City Manager Wrighton answered questions from Council and explained that if the proposed annexation passed, the only uses not allowed on the property would be open burning and discharge of firearms.

Planning and Development Manager Greg Crowe explained that the current uses on the property are legal non-conforming uses and the uses would run with the property and not with the owner.

Upon call of the roll, Council member David Horn aye. Council members Lisa Gregory, Chuck Kuhle, Pat McDaniel, and Mayor Moore Wolfe voted nay. Councilman Bill Faber was absent. Mayor Moore Wolfe declared the motion failed.

2020-130 Ordinance Rezoning Property from R-3 Single Family Residence and R-6 Multiple Dwelling District to B-1 Neighborhood Shopping District at 1326-1336 West Eldorado Street, was presented. Councilman Pat McDaniel moved to remove the item from the table; seconded by Councilwoman Lisa Gregory.

Upon call of the roll, Council members Lisa Gregory, David Horn, Chuck Kuhle, Pat McDaniel, and Mayor Moore Wolfe voted aye. Councilman Bill Faber was absent. Mayor Moore Wolfe declared the motion carried.

Councilman Pat McDaniel moved the Ordinance do pass, seconded by Councilwoman Lisa Gregory.

City Manager Wrighton gave an overview of the Ordinance.

Mr. Randy Waks spoke in support of the rezoning.

Council held a discussion on allowable uses in a B-1 District.

Planning and Development Manager Greg Crowe explained that the B-1 Neighborhood Shopping District is the most restrictive commercial district in the City Code and gave examples of uses allowed in the B-1 District.

Upon call of the roll, Council members Lisa Gregory, David Horn, Pat McDaniel, and Mayor Moore Wolfe voted aye. Council members Chuck Kuhle and Bill Faber voted nay. Mayor Moore Wolfe declared the motion carried.

Ordinance Rezoning Property from R-6 Multiple Dwelling District to B-1 Neighborhood Shopping District at 1308 West Eldorado Street, was presented. Councilman Pat McDaniel moved to remove the item from the table; seconded by Councilwoman Lisa Gregory.

Upon call of the roll, Council members Lisa Gregory, David Horn, Chuck Kuhle, Pat McDaniel, Bill Faber and Mayor Moore Wolfe voted aye. Mayor Moore Wolfe declared the motion carried.

Councilman Pat McDaniel moved the Ordinance do pass, seconded by Councilwoman Lisa Gregory.

City Manager Wrighton gave an overview of the Ordinance and answered questions from Council regarding uses allowed in a B-1 District.

Planning and Development Manager Greg Crowe explained that video gaming parlors would not be allowed in the B-1 District but restaurants with video gaming would be an allowable use.

Upon call of the roll, Council members David Horn, Chuck Kuhle, and Mayor Moore Wolfe voted aye. Council members Lisa Gregory, Pat McDaniel, and Bill Faber voted nay. Mayor Moore Wolfe declared the motion failed.

With no other Unfinished Business, Mayor Moore Wolfe called for New Business.

Mr. Tony Holly with the American Cancer Society presented a proclamation declaring September "Pediatric Cancer Care Month" in Decatur. Families honored the following children who recently passed away from cancer: Tanner Gillen, Silas Martin, Brody Hines, and Rogan Donoho.

2020-131 Ordinance Amending City Code Chapter 18 Finance Department, was presented. Councilman Pat McDaniel moved the Ordinance do pass, seconded by Councilwoman Lisa Gregory.

City Manager Wrighton gave an overview of the Ordinance.

Finance Director Gregg Zientara added that several different payment methods are offered by the city. Customers can pay by phone, in-person, online and at several authorized payment locations throughout the city.

Upon call of the roll, Council members Lisa Gregory, David Horn, Chuck Kuhle, Pat McDaniel, Bill Faber and Mayor Moore Wolfe voted aye. Mayor Moore Wolfe declared the motion carried.

R2020-113 Resolution Authorizing Leased Vehicle Transaction, was presented. Councilman Pat McDaniel moved the Resolution do pass, seconded by Councilwoman Lisa Gregory.

City Manager Wrighton gave an overview of the Resolution.

Upon call of the roll, Council members Lisa Gregory, David Horn, Chuck Kuhle, Pat McDaniel, Bill Faber and Mayor Moore Wolfe voted aye. Mayor Moore Wolfe declared the motion carried.

R2020-114 Resolution Authorizing the Expenditure of Funds for Purchase of Server Equipment from Dell Inc., was presented. Councilman Pat McDaniel moved the Resolution do pass, seconded by Councilwoman Lisa Gregory.

City Manager Wrighton gave an overview of the Resolution.

IT Director Jim Edwards added that the two data storage Resolutions were bid together to drive the costs down.

Upon call of the roll, Council members Lisa Gregory, David Horn, Chuck Kuhle, Pat McDaniel, Bill Faber and Mayor Moore Wolfe voted aye. Mayor Moore Wolfe declared the motion carried.

R2020-115 Resolution Authorizing the Expenditure of Funds for Purchase of Data Storage Equipment and Services from Presidio Networked Solutions Group, was presented. Councilman Pat McDaniel moved the Resolution do pass, seconded by Councilwoman Lisa Gregory.

Upon call of the roll, Council members Lisa Gregory, David Horn, Chuck Kuhle, Pat McDaniel, Bill Faber and Mayor Moore Wolfe voted aye. Mayor Moore Wolfe declared the motion carried.

R2020-116 Resolution Authorizing Renewal with Tyler Technologies, Inc. for Maintenance Support - Incode Court Case Management Suite, was presented. Councilman Pat McDaniel moved the Resolution do pass, seconded by Councilwoman Lisa Gregory.

IT Director Jim Edwards gave a brief overview of the Resolution.

Upon call of the roll, Council members Lisa Gregory, David Horn, Chuck Kuhle, Pat McDaniel, Bill Faber and Mayor Moore Wolfe voted aye. Mayor Moore Wolfe declared the motion carried.

R2020-117 Resolution Authorizing Payment to Presidio and CDW-G for Primary and Secondary Data Storage, was presented. Councilman Pat McDaniel moved the Resolution do pass, seconded by Councilwoman Lisa Gregory.

City Manager Wrighton gave an overview of the Resolution.

Council expressed their satisfaction with moving forward with the body warn cameras.

IT Director Jim Edwards noted that body warn camera video footage would not be retained any longer than 90 days unless the video footage is attached to a specific case.

Upon call of the roll, Council members Lisa Gregory, David Horn, Chuck Kuhle, Pat McDaniel, Bill Faber and Mayor Moore Wolfe voted aye. Mayor Moore Wolfe declared the motion carried.

R2020-118 Resolution Approving an Agreement with Clark Dietz Inc. to provide Professional Engineering Services to the City of Decatur, City Project 2020-06, was presented. Councilman Pat McDaniel moved the Resolution do pass, seconded by Councilwoman Lisa Gregory.

City Manager Wrighton gave an overview of the Resolution.

Council held a discussion on the type of work performed by Clark Dietz Inc.

Public Works Director Matt Newell summarized three major work tasks that Clark Dietz Inc. will be performing if the proposed Resolution is approved.

Upon call of the roll, Council members Lisa Gregory, Chuck Kuhle, Pat McDaniel, Bill Faber and Mayor Moore Wolfe voted aye. Council member David Horn voted nay. Mayor Moore Wolfe declared the motion carried.

R2020-119 Resolution Authorizing City of Decatur Supplement #1 to the Professional Engineering Services Agreement Between the City of Decatur and AECOM for Design Services for the Improvement of Brush College Road over Faries Parkway and the Norfolk Southern Railroad Tracks, City Project 2009-33 Section 09-00933-01-BR, was presented. Councilman Pat McDaniel moved the Resolution do pass, seconded by Councilwoman Lisa Gregory.

City Manager Wrighton gave an overview of the Resolution.

John Schwalbach with AECOM explained the challenges and reasons for the requested fee increase and answered questions from Council.

Public Works Director Matt Newell explained the state's willingness to provide the additional funding but finalizing the decision would likely take several months and the city does not want to delay the Spring project letting.

Upon call of the roll, Council members Lisa Gregory, David Horn, Chuck Kuhle, Pat McDaniel, and Mayor Moore Wolfe voted aye. Council member Bill Faber voted nay. Mayor Moore Wolfe declared the motion carried.

R2020-120 Resolution Authorizing Supplement #1 to the Preliminary Engineering Services Agreement for Federal Participation between the City of Decatur and AECOM Technical Services, Inc., was presented. Councilman Pat McDaniel moved the Resolution do pass, seconded by Councilwoman Lisa Gregory.

City Manager Wrighton gave an overview of the Resolution.

Upon call of the roll, Council members Lisa Gregory, David Horn, Chuck Kuhle, Pat McDaniel, Bill Faber and Mayor Moore Wolfe voted aye. Mayor Moore Wolfe declared the motion carried.

R2020-121 Resolution Accepting the Proposals from Burdick Plumbing & Heating Co, Inc. for COVID-19 Remedial Protection Measures, was presented. Councilman Pat McDaniel moved the Resolution do pass, seconded by Councilwoman Lisa Gregory.

Deputy City Manager Kindseth explained that city facilities have been retrofitted with touchless plumbing fixtures in an attempt to protect employees and citizens from potential exposure to COVID-19.

Upon call of the roll, Council members Lisa Gregory, David Horn, Chuck Kuhle, Pat McDaniel, Bill Faber and Mayor Moore Wolfe voted aye. Mayor Moore Wolfe declared the motion carried.

With no other New Business, Mayor Moore Wolfe called for Consent Calendar Items A. through H. and asked if any Council member wished to have an item removed from the Consent Calendar. Council member David Horn wished to remove Item G. from the Consent Agenda and Councilwoman Lisa Gregory wished to remove Item H. from the Consent Agenda. The Clerk read items A. through F.

Item A. Receiving and Filing of Minutes of Board and Commissions
Item B. R2020-122 Resolution Approving Appointment - Library Board of Trustees
Item C. 2020-132 Ordinance Granting an Expansion to Permanent Easement to Ameren Illinois Company PIN: 04-12-14-302-010
Item D. 2020-133 Ordinance Granting an Expansion to Permanent Easement to Ameren Illinois Company PIN: 04-12-22-253-003
Item E. 2020-134 Ordinance Authorizing the Installation of Stop Signs at the Intersection of Home Park Avenue and Ravina Park Road Facing Home Park Avenue
Item F. 2020-135 Ordinance Authorizing the Installation of Stop Signs at the Intersection of Home Park Avenue and West Division Street Facing West Division Street

Councilman Pat McDaniel moved Items A. through F. be approved by Omnibus Vote; seconded by Councilwoman Lisa Gregory, and on call of the roll, Council members Lisa Gregory, David Horn, Chuck Kuhle, Pat McDaniel, Bill Faber and Mayor Moore Wolfe voted aye. Mayor Moore Wolfe declared the motion carried.

R2020-123 Resolution Authorizing the Execution of an Agreement with the Norfolk Southern Railway Company for a Water Main Crossing, City Project 2020-10, was presented. Councilman Pat McDaniel moved the Resolution do pass, seconded by Councilwoman Lisa Gregory.

City Manager Wrighton answered questions from Council regarding the conditions in the agreement with Norfolk Southern.

Upon call of the roll, Council members Lisa Gregory, David Horn, Chuck Kuhle, Pat McDaniel, Bill Faber and Mayor Moore Wolfe voted aye. Mayor Moore Wolfe declared the motion carried.

R2020-124 Resolution Authorizing Change Order No. 1 to the Contract with Burdick Plumbing and Heating Company, Inc. for the 2020 Water Main Replacement Project, City Project 2020-10, was presented. Councilman Pat McDaniel moved the Resolution do pass, seconded by Councilwoman Lisa Gregory.

Upon call of the roll, Council members Lisa Gregory, David Horn, Chuck Kuhle, Pat McDaniel, Bill Faber and Mayor Moore Wolfe voted aye. Mayor Moore Wolfe declared the motion carried.

With no other New Business, Mayor Moore Wolfe called for Other Business.

Councilman Pat McDaniel announced that six (6) Class A and two (2) Class B liquor licenses are available to be issued to qualified candidates through a Liquor License Lottery.

With no Other Business, Mayor Moore Wolfe called for adjournment.

Councilman Pat McDaniel moved the Council meeting be adjourned; seconded by Councilwoman Lisa Gregory and on call of the roll, Council members Lisa Gregory, David Horn, Chuck Kuhle, Pat McDaniel, Bill Faber and Mayor Moore Wolfe voted aye. Mayor Moore Wolfe declared the motion carried.

Mayor Moore Wolfe declared the Council meeting adjourned at 7:50 p.m.

Approved _____
Kim Althoff
City Clerk

SUBJECT: Treasurer's Financial Report

ATTACHMENTS:

Description	Type
Financial Report Preamble	Cover Memo
Financial Report Commentary	Cover Memo
Financial Report	Cover Memo
Revenue Projection Update	Cover Memo

CITY OF DECATUR ILLINOIS

1 GARY K. ANDERSON PLAZA DECATUR, ILLINOIS 62523

September 21, 2020
City Council Meeting

Mayor Moore Wolfe and City Council Members,

This document serves as a preamble to the City Treasurer's Financial Report.

General Fund Revenue Development

General fund revenues continue to develop during this pandemic period in excess of the original expectations first presented to the City Council earlier this year.

Our original projection of the pandemic related negative general fund revenue impact in fiscal year 2020 was in the range $5.0 to $5.5 million. This projection continued to play out over the summer-time period, as we evaluated actual revenue receipts.

In recent months, general fund revenues have developed in excess of our earlier projections. This development appears to be the result of our earlier projections being more on the cautious and pessimistic side of the unknown impact of the pandemic on the city general fund revenue flow.

Highlights as follows:

- Sales tax (state and local) revenue, as the city's primary general fund revenue source, has continued to develop in advance of our earlier predictions.
- Income tax revenue continues to be a wild card. To date we have over achieved our expectation, but we remain cautious on the advance development of the revenue stream in the future months.
- Food & Beverage tax revenues have developed in advance of our projections.
- Hotel Motel tax revenues have developed in advance of our projections.
- Property tax revenues to date have developed slightly in advance of our original budget expectations, thus signally, at this time, no issue with the revenue stream.
- State Local Use tax revenues exceed our earlier expectations, perhaps thus exhibiting the benefit of the online shopping experiences.
- Video Gaming revenue has returned with a "big bang", earlier than we had originally anticipated, and with a larger return to "normalcy" than we anticipated.

Revenue concerns remain. However, the recent actual revenue receipt developments and trending give us reason to project an improvement in the fiscal year general fund revenue projection.

Trending would suggest at this time, that the pandemic related negative revenue impact to the general fund may be lessened to a number more on the order of $4.5 to $5.0 million.

Other Key Revenues

Travel is less, driving is less, we are receiving less “motor fuel gas tax revenues” than originally planned in fiscal 2020.

Although the recent local gas tax revenue receipts indicate a less than negative result from our earlier prediction, we are receiving less local gas tax revenue, which will translate to less money for Public Works to spend on street and road improvements in the near short term.

General Fund Result

Earlier in this pandemic period, we projected that the negative impact on the general fund would be an in fiscal year period operating deficit (expenditures exceeding revenue) in the range of $1.5 to $ 2.0 million.

Given recent trends in revenue development and expenditure development and control, we are now predicting that the fiscal in year period operating deficit (expenditures exceeding revenues) will be in the range of $1.0 to $1.5 million.

This range is affected by a number of factors, including:

- Revenue development in the general fund,
- Expenditure development and continued control,
- CURES Grant expense commitments and timing of grant reimbursements from the Feds and State.

Gregg D. Zientara
City Treasurer & Director of Finance
September 15, 2020

CITY OF DECATUR ILLINOIS

ONE GARY K. ANDERSON PLAZA DECATUR, ILLINOIS 62523

Treasurers Financial Report
August 2020

The Year in Play

The City of Decatur financial position is stable and improving. The position can be impacted by changes in the local economy and distribution of taxes from the State of Illinois that are outside the control of the City.

The fiscal year 2020 budget was approved by the Decatur City Council on December 16, 2019 with adoption of Council Ordinance 2019-252. The budget was amended with adoption of Council Ordinance 2020-84 on May 18, 2020. The adopted budget for all funds and activities of the City includes Revenue of $215.9 million and Expense of $235.1 million, representing an in-period cash basis deficit of $19.2 million.

The General Fund budget, as a part of the adopted City budget, includes General Fund Revenue of $70.5 million and Expense of $70.3 million, representing an in-period surplus of $0.2 million.

The non-general fund deficit of $19.2 million is the result of the year on year timing of revenue received versus expenditures for projects including water utility, sewer and storm sewer fund projects, state motor fuel tax and local motor fuel tax projects, as well as other capital and infrastructure project initiatives of the City. The non-general fund deficit is funded by existing cash position reserves of the City Treasury and presents no adverse financial position to the City Treasury.

The City budget presents challenges and unknowns that will have impact on City finances and operations.

- Economic development success in the City and region,
- Manufacturing employment in the local economy,
- Development of state and local sales tax revenues to the City,
- Development of state use tax revenues to the City from “internet” purchase transactions,
- Development of locally imposed tax revenues including utility, food & beverage, hotel use, local MFT,
- Outcome of Governor’s “Fair Income Tax” proposal,
- State Legislative and budget matters impacting revenue distribution to the city,
- Potential of State legislation freezing or inhibiting property tax options for local government,
- Impact on City operations and financial position due to the COVID-19 matter,

These factors will have significant impact on the financial position, condition, development and progress of the City of Decatur.

City Financial Position

The City of Decatur ended August 2020 with a total cash position of $67.9 million (excluding trust and agency funds earmarked for Police and Fire pensions) versus the cash position of $64.6 as of the end of July.

The City General Fund ended August 2020 with a cash position of $9.8 million versus the July cash position of $8.2 million. The General Fund is the primary operating fund of the City which provides the cash to pay for the basic services to citizens and stakeholders, including public safety protection, public works services, code enforcement, economic and community development services as well as general government service.

The General Fund cash reserve position on August 31 of $9.8 million represents 50 days of budgeted fiscal year 2020 expense coverage in the City General Fund. The council approved cash reserve policy is a 60-day cash reserve or $11-12 million.

City cash at August 31 excluding the General Fund cash position is $58.1 million, contained in Special Revenue funds ($9.3 million), TIF Redevelopment funds ($1.7 million), Capital funds ($6.4 million), Debt Service fund ($1.1 million), Internal Service funds ($6.0 million) and Enterprise funds ($33.5 million), earmarked for specific purpose and not expendable to finance the cost of basic services provided to citizens and stakeholders.

Fund Type	Aug 2020	Jul 2020	Comment
Special Revenue	9.3	8.7	Library, State MFT, Local MFT, Federal programs, etc
TIF Redevelopment	1.7	1.4	Debt service and redevelopment agreement obligations
Capital	6.4	6.6	Capital funding available
Debt	1.2	0.8	Debt service obligations
Internal Service	6.0	5.9	Risk insurance, EE healthcare benefits, Fleet maintenance
Enterprise	33.5	33.1	Utilities - Water, Sewer, Storm Water, Lake Dredging, Transit
Non-General Fund	58.1	56.4	
General Fund	9.8	8.2	Basic services to citizens and stakeholders
Total City Cash	67.9	64.6	

City cash position reported in $ millions, numbers may not add due to rounding

Changes of note in the period:

- Special Revenue Funds increase ($0.6 million). Library fund increase ($0.6 million) with receipt of 2nd property tax distribution and State Library grant funding, offset by in period operating expense; State MFT fund increase ($0.8 million) with receipt of Brush College Transportation project federal and state grant funding and in period MFT tax receipts offset by in period Public Works project expense; Local MFT fund decrease ($0.8 million) with in period Public Works street construction expense exceeding in period local tax revenues.
- TIF Redevelopment Funds increase ($0.3 million) with receipt of the 2nd property tax distribution, offset by in period payments on TIF development agreements.
- Capital Funds decrease ($0.2 million) due payments for the Police body camera initiative.
- Debt Fund increase ($0.4 million) with receipt of 2nd property tax distribution, offset by in period debt service payment obligations.
- Internal Service Funds increase ($0.1 million) in line with expectations.
- Enterprise Funds increase ($0.4 million). Transit Fund increase ($1.2 million) with receipt of Federal grant funding, offset by in period operating expenditures; Sewer Fund increase ($0.2 million) as in period revenues exceeded in period sewer project expense; Water Funds decrease ($1.1 million) with in period water operation positive cash flow ($1.6 million) offset by in period debt service payment expense ($2.2 million) and CapEx project expense ($0.4 million).
- Outstanding is the State of Illinois IDOT DOAP grant funding for the period of July to September 2020 in the amount of $1.4 million. The IDOT DOAP operating grant request has been approved by Council and

submitted to IDOT in accordance with timeframe submission deadlines, and is pending IDOT finalization and approval, which is expected in the near term.

- **The COVID-19 matter has impacted how IDOT will distribute DOAP grant monies in the foreseeable future. IDOT DOAP funding will be distributed monthly (as opposed to the normal quarterly distribution). This will negatively impact Transit cash flow in the near term and necessitate the City Treasury to finance the Transit operation in the short term.**
- **At present, Transit is in a positive cash position of $0.3 million as of the end of August.**

General Fund Position

Cash

The City General fund cash position ended August 31 at $9.8 million, an increase from the July cash position of $8.2 million. The current cash balance represents a cash reserve position of 50 days (was 42 days).

General Fund Result

City General Fund position of revenue received versus expense incurred to date is as follows for the period ending August 2020.

$ (000)	**Budget (4)**	**Year to Date (1)**	**Budget Target (2)**	**% vs Target (3)**
Revenue	70,500	43,954	46,244	(5.0)%
Expense	70,300	42,527	45,379	(6.3)%
Surplus(deficit)	200	1,427	865	

Chart notes
1 – actual year to date general fund revenue and expense
2 – budget year to date general fund revenue and expense
3 – year to date percentage comparison of actual to budget
4 – annual budget, with Council Adoption on December 16, 2019

Despite the pandemic caused financial challenges facing the city, the general fund financial performance to date has exceeded our expectations. Through August 31, General Fund revenues exceed expenditures resulting in an in-period surplus of $1.427 million, versus the original budget surplus expectation to August of $0.865 million.

General Fund Revenue

Revenue to date through August is $43.9 million versus budget to date revenue of $46.2 million, below budget by $2.3 million or 5%.

To date impact:

COVID-19 revenue impact	$2.2 million negative
Operational impact	$0.1 million negative
Total impact	$2.3 million negative

COVID-19 impact:

- State LGDF distributed income tax down $0.3 million
- State sales tax down $0.2 million
- Local sales tax down $0.5 million
- Video gaming tax down $0.5 million
- Food & Beverage down $0.2 million

- Hotel Motel down $0.2 million
- Fees for service down $0.4 million
- State Use tax up $0.1 million
- Total $2.2 million negative

Operational Impact:

- Gas & Electric Utility Tax continues to perform below budget expectation, down $0.3 million
- Telephone Utility Tax continues to perform below our budget expectation, down $0.1 million
- Property tax has preformed above budget expectation, up $0.2 million
- Interest income and loan proceeds is above budget expectation, up $0.2 million
- Internal city services, down $0.1 million
- Total $0.1 million negative

Year to date position of revenue vs. budget

$ (000)	Actual	Budget	vs Budget	% vs Budget
Local taxes				
Cable TV tax	736	730	6	1%
Food & beverage	2,078	2,276	(198)	(9)%
Hotel use tax	413	592	(179)	(30)%
Mobile home privilege tax	-	-	-	-
Property tax	4,998	4,820	178	4%
Telephone utility tax	943	1,082	(139)	(13)%
Utility tax – electric & natural gas	3,030	3,329	(299)	(9)%
Total local tax	**12,198**	**12,829**	**(631)**	**(5)%**
State remitted taxes				
Auto rental tax	21	27	(6)	(22)%
State cannabis tax	27	15	12	80%
Local sales tax	6,349	6,806	(457)	(7)%
State local use tax	1,974	1,841	133	7%
State income tax	5,762	6,026	(264)	(4)%
State replacement tax	902	857	45	5%
State sales tax	7,357	7,602	(245)	(3)%
Video gaming tax	638	1,149	(511)	(44)%
Total state remitted tax	**23,030**	**24,323**	**(1,293)**	**(5)%**
Other revenue				
Road & bridge tax	221	219	2	1%
Charge for service (internal city)	5,305	5,464	(159)	(3)%
Third party revenue	728	734	(6)	(1)%
Grants	165	165	-	-
Fees for service	2,090	2,449	(359)	(15)%
Interest income / loan proceeds	217	61	156	++
Other revenue	**8,726**	**9,092**	**(366)**	**(4)%**
General fund revenue	**43,954**	**46,244**	**(2,290)**	**(5)%**

Revenue numbers may not add due to rounding

Key Economic Driven General Fund Revenues vs. the Full Year Target

Key General Fund revenues supporting General Fund expenses are presented in the chart below depicting the full year budget, year to date revenue received, with comparison to the full year budget and prior year revenue receipt. With eight months into the twelve-month cycle, the year-to-date benchmark is 67% of the full year budget revenue.

$ (000)	2020 Budget	2020 YTD	YTD % of Year Budget	2019 YTD	% Change yr vs yr
State Sales Tax	11,396	7,357	65%	7,511	(2)%
Local Sales Tax	10,249	6,349	62%	6,657	(5)%
State Income Tax	8,396	5,762	69%	5,815	(1)%
Utility Tax (Gas & Elec)	4,805	3,030	63%	3,270	(7)%
Food & Beverage Tax	3,428	2,078	61%	2,229	(7)%
State Local Use Tax	2,764	1,974	71%	1,657	19%
Video Gaming Tax	1,720	638	37%	1,049	(39)%
Telephone Tax	1,555	943	61%	1,083	(13)%
State Replacement Tax	1,190	902	76%	879	3%
Hotel Use Tax	991	413	42%	613	(33)%
Cable TV Tax	971	736	76%	754	(2)%

General Fund Expense Comments

On a year to date basis, general fund spending of $42.527 million is below budget by $2.852 million or 6%.

Below budget personnel expense to date of $1.185 million, primarily savings achieved from short term decisions to not replace positions opened due to retirements and resignations due to the uncertainty of the pandemic impact on general fund finances. As of August 31, eighteen (18) positions are open and unfilled.

Below budget operating expense to date of $1.667 million, savings or cost reductions achieved from operational decisions to defer spending, postpone spending, of essential expenditures to maintain services, due to the uncertainty of the pandemic impact on general fund finances.

Year to date position of expense vs. budget

$ (000)	Actual	Budget	vs Budget	% vs Budget)
General government	4,366	5,030	(664)	(13)%
Development services	2,134	2,082	52	2%
Public safety	30,005	31,635	(1,630)	(5)%
Public works	6,022	6,632	(610)	(9)%
General fund expense	**42,527**	**45,379**	**(2,852)**	**(6)%**

Expense numbers may not add due to rounding

Cash balances in funds of note are as follows with comment:

Federal HOME Fund	$0.1 million	Earmarked for federally approved programs
Federal CDBG Fund	$0.2 million	Earmarked for federally approved programs
State Drug Enforcement	$0.2 million	Earmarked for police programs as available
Federal Drug Enforcement	$0.3 million	Earmarked for police programs as available
Building Fund	$0.1 million	Earmarked for R&M and capital of Library facility
Public Library Fund	$1.2 million	Operational fund of Library In line with expectation
Library Capital Fund	$0.3 million	Earmarked for CapEx requirements and cash reserves
Library Trust Fund	$0.2 million	Donations received in trust for specific purpose as defined by the donors and unavailable for other use
Local Roads and Streets	$1.0 million	Earmarked for street repair and maintenance
State Motor Fuel Tax	$3.5 million	Earmarked for street repair and maintenance
Community Revitalization	$1.7 million	Earmarked for revitalization initiatives.
2018 Project Fund	$5.8 million	2018 GO bond proceeds for fire station 3, 5 and 7 new facilities
Capital Project Fund	$0.1 million	Funding available for final payment to JCI for the streetlight energy savings initiative
Equipment Replacement	$0.5 million	Earmarked for police, fire and public works capital requirements including vehicle equipment replacement. City needs to define ongoing and longer-term capital funding revenue source to finance capital requirements
Debt Fund	$1.2 million	Earmarked for debt payments on current debt issues
Fleet Maintenance	$0.4 million	Earmarked for repair and maintenance of city vehicle fleet
Risk Management Fund	$2.5 million	Cash reserves for ongoing business insurance costs including liability, property, worker's compensation. City reserve desired is $2.5 million necessary to sustain and protect the city
Employee Insurance Fund	$3.1 million	Coverage for healthcare and other EE benefit expense. Cash reserve desired is $2.25 million necessary to sustain and protect the city
Public Transit Operations	$0.3 million	Earmarked for operational and capital funding of the transit system.
Fiber Optics Fund	$0.1 million	Earmarked for city investment in the next phase of fiber optic network.
Storm Water Fund	$2.9 million	Balance and ongoing cash flow is sufficient to fund currently defined storm water projects
Sewer Fund	$10.3 million	Balance available and revenue flow will fund currently defined sewer projects – Council ordinance 2016-91 adopted 12/05/2016 provides the price increase required to fund sewer projects in compliance with US EPA requirements
Water Utility Funds	$19.3 million	Cash balance of $19.3 million, includes $12.5 million sequestered in the debt reserve fund, representing the next 12 months' debt service payments. Inter fund loan of $1.682 million to city capital project fund to pay for the Johnson Controls energy savings initiative remains outstanding and due the water funds. This receivable is not included in the water fund cash position. The current cash position allows funding of capital expense securing water main infrastructure replacement and other necessary capital expenditure envisioned in the short-term period. The Water Utility Fund continues to operate in accordance with the price increase model expectations

Water Bond Construction	$0.3 million	Balance available to pay final contractor invoices for the dredging of Lake Decatur. Pay down will occur in 2020.

Trust & Agency Fund balance of $172.4 million is sequestered in the Police and Fire Pension Funds and are not available for expenditure on other city operations.

Of note, the market value financial investment returns of the Police and Firefighter Pension Funds were very strong in 2019. The Police Pension fund market value investment return was 16%; the Firefighter Pension fund market value investment return was 15%, both resulting from the strong performance returns in the equity market.

The favorable market value investment return performance does not immediately impact the City's cash basis financial results, however, if the market value increase is sustained, it will lead to a decrease in the unfunded pension liability, benefiting the pension funds and the city financial coffers in the longer term.

The COVID-19 pandemic matter has impacted financial market investment returns, which has inhibited value growth in the equity market negatively impacting the position of the Police and Fire Pension funds. Recent recovery has developed in the last months from the market value declines of earlier periods this year. The Fire Pension fund is now in a market value growth position of 3.9% versus the 2019 year end position, with the police Pension fund now in a market value growth position of 1.0% versus the 2019 year end position.

Investments

City investments include $15.6 million in US Treasury Bonds. The investment schedule on page 9 of the Treasurer's financial report provides the details of the investments. The investments are comprised of $5.0 million fire station initiative bond proceeds and $10.6 million of pooled cash.

The bond proceeds and pooled cash are invested in treasury bonds and are scheduled to mature over the next months - 2 years.

The interest earnings from the investments to date have earned the city $1 million. Additional interest income will accrue to the city over the period to investment maturity in an amount approximating $0.1 million.

Investment instruments are in accordance with the City Investment Policy with interest rates maximized given available current marketplace investment returns.

Debt

Debt outstanding is $178 million and includes all outstanding bond debt, notes and loan payable and capital leases. All debt principal and interest payments are covered within the 2020 fiscal year operating plan and budget and are secured within the current cash flow operations of the City.

The City refinanced certain debt obligations in fiscal 2019 that will provide future debt service savings. The Series 2019 GO refunding will save the city $850k in interest costs over the remaining life of the debt to maturity in 2030, representing annual cash savings of $75k to $80k per year. The HUD Section 108 Loan Series refunding will save the city $61k in interest costs over the remaining life of the debt to maturity in 2022, representing annual cash savings of $17k per year.

The City has refinanced and is scheduled to refinance certain debt obligations in fiscal 2020 that will provide future debt service savings amounting to $2.7 million over the remaining life of the debt to maturity.

Revenue Tracking

City-wide Revenue received to date in the fiscal month ending August 2020 of $137.8 million is 64% of the annual revenue budget of $215.9 million.

Of note, the property tax revenues received by the City according to the 2019 Tax Levy in effect, provide the cash resources to fund City contributions to the Police and Firemen's Pension Fund, fund City contributions to the operation of the Decatur Public Library, provide City funding for a portion of the General Obligation Bond debt payments, and provide funding for the City contribution to the Decatur Municipal Band.

The cost of day to day City government operations as well as capital spending requirements of City operations, including general government, public safety police and fire protection, public works streets & municipal services and infrastructure operations, are not funded by property tax revenues, but rather are funded by other taxes including locally imposed or state distributed sales & use tax, income tax, food & beverage tax, hotel/motel tax, utility tax, and other minor tax.

Property Tax in 2020

The 2019 property tax levy, approved by the Decatur City Council in December 2019 with Council Ordinance 2019-225, for a tax levy amount of $14.187 million, has been certified by the State of Illinois.

Equalized assessed value ("EAV") for the 2019 EAV period, with property tax payable in 2020, is $832,843,703, an increase from the prior year EAV of $824,544,671. An increase of $8,299,032 or 1.0%.

The EAV increase is the result of annexation actions taken by the City Council.

The City property tax rate for 2019 EAV with tax payable in 2020 is 1.70346% versus the prior year tax rate of $1.68302%.

The City property tax levy / tax rate is 16% of the total property tax levy / tax rate for City property owners.

We previously reported that the 1st property tax distribution normally received in June was delayed to July and included a less that expected dollar value distribution. This was the result of COVID-19 related payment receipt and processing matters in the Macon County Treasurers Office. A second distribution was received in August, and a third distribution received in September (prior to preparation of this report). To date, the property tax distribution received exceeds the normal distribution that the city planned to have received as of this time in the property tax distribution cycle. City conclusion is that the property tax distributions are developing as normal.

Expenditure Tracking

City-wide expenditures to date thru August of $136.5 million is 58% of the full year budget of $235.1 million.

Water Utility

The financial performance of the City Water Utility is illustrated on pages 24-25. The report, which mimics normal reporting of a business enterprise, depicts actual profit and loss statement performance versus budget and prior year on both a monthly and year-to-date basis. In addition, certain key balance sheet items are reported as well as CapEx project spending.

Water Utility performance achieved through August is an operating margin before debt service of $10.5 million on operating revenues of $19.9 million. Debt principal and interest payments on GO bonds and other debt instruments in 2020 of $23.0 million were transacted during the period to date.

Operating income achieved through August is $0.2 million, favorable to the budget by $0.5 million, and below the prior year by $0.1 million.

Concerns are present in the recent year(s) performance of the water utility. Revenues remain flat with operating expense and debt service expense increasing.

In 2020 to date, potable water consumption decreased by 3.7% versus consumption in the prior year, with residential consumption increased 1.0%, commercial consumption decreased 2.9%, and industrial consumption down 4.7%. Raw water consumption increased 12.4% versus the prior year.

The report entitled “Water Utility Metrics” is a schedule reporting on key metrics in comparison to the prior year.

Headcount Staffing

Current full-time staffing level is 430 FTE’s versus budget of 449 FTE’s.

Gregg D. Zientara
City Treasurer & Director of Finance
September 15, 2020

Fiscal Year 2020

Fiscal Period Ending August 2020

City of Decatur

Treasurer's Financial Report

Report Distribution:

Mayor
City Council Members
City Manager
City Clerk
City Department Heads
Public Copy in Office of the City Clerk

Prepared By:

Office of the City Treasurer

City of Decatur
Treasurer's Cash Report

Month of: August 2020

Fund	Fund Name	Opening Cash & Investments	Receipts	Disbursements	Balance Sheet Accts Activity	Investment Transfers	Ending Cash Balance	Investments	Total Cash & Investments	Interfund Loans (Borrowing)
	General Fund									
10	GENERAL FUND	8,152,493.59	8,006,307.31	6,311,970.05	(56,610.46)		9,790,220.39		9,790,220.39	0.00
	Special Revenue Funds									
17	HOME FUND	76,880.98	66,692.82	66,764.12	0.00		76,809.68		76,809.68	
18	CDBG FUND	(210,258.85)	174,131.28	126,542.98	0.00		(162,670.55)		(162,670.55)	
22	DUATS FUND	63,240.18	2.19	0.00	0.00		63,242.37		63,242.37	
25	STATE DRUG ENFORCEMENT	175,465.47	3,933.65	8,586.32	10,852.00		181,664.80		181,664.80	
26	DUI FINES AND FEES FUND	245,863.87	19,945.00	(1,836.28)	0.00		267,645.15		267,645.15	
27	POLICE LAB & PROGRAMS	191,527.35	580.96	257.80	0.00		191,850.51		191,850.51	
30	FEDERAL DRUG ENFORCEMENT	266,626.19	9.12	5,495.00	0.00		261,140.31		261,140.31	
34	BUILDING FUND	133,533.95	37,844.01	28,956.31	0.00		142,421.65		142,421.65	
35	LIBRARY FUND	602,238.15	943,202.06	300,939.93	0.00		1,244,500.28		1,244,500.28	
36	MUNICIPAL BAND FUND	54,072.16	18,138.60	9,656.11	0.00		62,554.65		62,554.65	
37	FOREIGN FIRE INSURANCE FUND	110,979.26	121.88	10,516.11	0.00		100,585.03		100,585.03	
42	LOCAL STREETS & ROADS	1,893,879.40	172,400.21	1,017,675.91	0.00		1,048,603.70		1,048,603.70	
46	MOTOR FUEL TAX FUND	2,740,583.55	1,557,340.44	771,509.91	0.00		3,526,414.08		3,526,414.08	
58	LIBRARY CAPITAL	332,456.35	11.49	0.00	0.00		332,467.84		332,467.84	
59	LIBRARY TRUST FUNDS	181,801.06	561.26	2,123.97	0.00		180,238.35		180,238.35	
82	DCDF FUND	139,056.67	1,372.64	53.54	0.00		140,375.77		140,375.77	
84	COMMUNITY REVITALIZATION	1,728,015.97	59.18	31,670.00	0.00		1,696,405.15		1,696,405.15	
85	GRANT FUND	0.00	0.00	0.00	0.00		0.00		0.00	
	Total Special Revenue Funds	8,725,961.71	2,996,346.79	2,378,911.73	10,852.00	0.00	9,354,248.77	0.00	9,354,248.77	0.00
	TIF & Redevelopment Funds									
19	OLDE TOWNE TIF FUND	212,774.26	254,793.97	0.00	0.00		467,568.23		467,568.23	
20	SE PLAZA TIF FUND	130,851.35	61,958.63	192,665.56	0.00		144.42		144.42	
21	WABASH CROSSING TIF	896,454.13	13,156.15	40,256.50	0.00		869,353.78		869,353.78	
23	EASTGATE TIF FUND	44,902.46	127,225.54	9,336.90	0.00		162,791.10		162,791.10	
24	SOUTHSIDE TIF FUND	59,004.52	41,597.73	0.00	0.00		100,602.25		100,602.25	
28	PINES SHOPPING CENTER TIF	14,175.21	39,595.51	0.00	0.00		53,770.72		53,770.72	
29	GRAND & OAKLAND TIF	21,806.18	61,844.05	0.00	0.00		83,650.23		83,650.23	
	Total TIF & Redevelpmnt Funds	1,379,968.11	600,171.58	242,258.96	0.00	0.00	1,737,880.73	0.00	1,737,880.73	0.00
	Capital Funds									
40	PEG CAPITAL FUND	87,415.40	14,661.89	3,081.38	0.00		98,995.91		98,995.91	
44	2018 PROJECT FUND	5,796,650.79	25,465.70	15,431.28	0.00		779,977.09	5,026,708.12	5,806,685.21	
45	CAPITAL PROJECT FUND	80,625.94	2.70	5,000.00	0.00		75,628.64		75,628.64	(1,681,816.00)
61	EQUIPMENT REPLACEMENT	617,723.23	18.57	160,856.02	0.00		456,885.78		456,885.78	
	Total Capital Funds	6,582,415.36	40,148.86	184,368.68	0.00	0.00	1,411,487.42	5,026,708.12	6,438,195.54	(1,681,816.00)

City of Decatur **Month of: August 2020**
Treasurer's Cash Report

Fund	Fund Name	Opening Cash & Investments	Receipts	Disbursements	Balance Sheet Accts Activity	Investment Transfers	Ending Cash Balance	Investments	Total Cash & Investments	Interfund Loans (Borrowing)
	Debt Fund									
50	DEBT FUND	841,070.37	588,398.11	270,406.25	0.00		1,159,062.23		1,159,062.23	0.00
	Internal Service Funds									
60	FLEET MAINTENANCE	414,823.34	228,131.30	198,272.94	0.00		444,681.70		444,681.70	
64	RISK MANAGEMENT	2,427,958.16	275,086.86	220,380.44	0.00		2,482,664.58		2,482,664.58	
65	INSURANCE FUND	3,037,225.72	791,374.41	777,248.12	0.00		3,051,352.01		3,051,352.01	
	Total Internal Service Funds	5,880,007.22	1,294,592.57	1,195,901.50	0.00	0.00	5,978,698.29	0.00	5,978,698.29	0.00
	Enterprise Funds									
70	MASS TRANSIT -OPERATION	(911,443.99)	1,301,549.54	96,249.14	0.00		293,856.41		293,856.41	
77	FIBER OPTICS	108,350.20	1,783.72	3,000.00	0.00		107,133.92		107,133.92	
78	STORM WATER	2,883,025.63	126,507.62	72,705.90	0.00		2,936,827.35		2,936,827.35	
79	SEWER FUND	10,149,062.98	507,487.45	325,351.68	0.00		10,331,198.75		10,331,198.75	
80	WATER FUND	5,795,053.02	2,786,491.44	5,415,722.77	(49,349.17)		3,116,472.52		3,116,472.52	
81	WATER CAPITAL	2,040,795.88	2,000,530.57	379,795.98	0.00		3,661,530.47		3,661,530.47	1,681,816.00
86	WATER DEBT	12,500,000.00	0.00	0.00	0.00		12,500,000.00		12,500,000.00	
88	RECYCLING PROGRAM	131,196.88	61,663.05	8,609.24	198.11		184,448.80		184,448.80	
89	WATER BOND	371,586.64	12.42	24,440.65	0.00		347,158.41		347,158.41	
	Total Enterprise Funds	33,067,627.24	6,786,025.81	6,325,875.36	(49,151.06)	0.00	33,478,626.63	0.00	33,478,626.63	1,681,816.00
	Trust & Agency Funds									
90	FIRE PENSION FUND CASH	915,766.31	1,478,636.03	739,649.34	0.00		1,654,753.00		1,654,753.00	
90	FIRE PENSION INVESTMENTS	71,042,476.70	67,045.70	41,840.58	0.00			71,067,681.82	71,067,681.82	
	TOTAL FIRE PENSION	71,958,243.01	1,545,681.73	781,489.92	0.00	0.00	1,654,753.00	71,067,681.82	72,722,434.82	
91	POLICE PENSION FUND CASH	747,891.40	1,216,047.59	783,656.69	0.00		1,180,282.30		1,180,282.30	
91	POLICE PENSION INVESTMENTS	98,160,073.60	320,575.66	17.52	0.00			98,480,631.74	98,480,631.74	
	TOTAL FIRE PENSION	98,907,965.00	1,536,623.25	783,674.21	0.00	0.00	1,180,282.30	98,480,631.74	99,660,914.04	
	Total Trust & Agency Funds	170,866,208.01	3,082,304.98	1,565,164.13	0.00	0.00	2,835,035.30	99,882,194.95	172,383,348.86	0.00
	Total City Funds	235,495,751.61	23,394,296.01	18,474,856.66	(94,909.52)	0.00	65,745,259.76	104,908,903.07	240,320,281.44	0.00
Memorandum Items										
	Pooled Cash Investments	0.00	0.00	0.00	0.00	0.00	0.00	10,588,575.55	10,588,575.55	
	City Funds ex Trust & Agency	64,629,543.60	20,311,991.03	16,909,692.53	(94,909.52)	0.00	62,910,224.46	15,615,283.67	67,936,932.58	0.00

City of Decatur
Monthly Fund Balance History

Period Ending: August 2020

Fund	Year	JAN	FEB	MAR	APR	MAY	JUN	JUL	AUG	SEP	OCT	NOV	DEC
10 General	2018	5,066,069	6,185,096	6,779,372	6,627,214	6,617,971	7,183,136	7,087,728	7,699,920	8,289,094	6,711,578	6,015,050	5,195,823
	2019	6,482,379	7,562,036	7,322,260	7,212,146	7,656,151	7,851,747	7,452,516	8,031,145	8,500,532	7,629,111	8,267,828	8,339,798
	2020	8,296,671	9,275,978	9,688,689	7,932,274	7,953,057	7,793,619	8,152,494	9,790,220				
12 Econonic Develop	2018	289,208	296,382	317,833	191,284	181,475	201,914	222,225	208,341	236,589	130,686	143,267	102,887
	2019	108,548	79,069	39,032	34,670	29,388	(8,300)	7,473	476,484	(14,818)	(16,848)	(56,290)	-
17 HOME	2018	85,812	85,841	87,505	94,274	97,348	97,312	49,364	49,716	53,697	55,227	56,264	57,267
	2019	56,988	67,392	53,424	54,544	55,535	68,928	70,396	71,451	76,144	81,445	82,254	77,286
	2020	58,171	63,167	64,682	65,679	68,990	72,992	76,881	76,810				
18 CDBG	2018	3,435	5,393	(2,750)	5,552	14,421	(3,934)	(197,646)	6,138	6,138	6,529	6,540	6,164
	2019	5,824	5,824	(452)	7,446	4,629	238	(197,495)	(200,500)	(203,009)	8,604	8,789	6,256
	2020	6,590	9,041	9,296	9,519	5,258	1,655	(210,259)	(162,671)				
19 Olde Towne TIF	2018	12,398	12,398	12,399	12,645	89,284	(169,380)	307,092	307,171	273,937	655,040	655,507	1,691
	2019	(99,371)	(99,371)	(99,371)	(99,371)	(99,371)	(356,181)	526,910	527,364	998,764	983,459	984,157	78,883
	2020	78,936	78,987	79,675	79,678	79,680	(90,533)	212,774	467,568				
20 Southeast TIF	2018	36,536	45,837	52,761	62,218	71,582	80,944	268,906	275,378	284,739	435,012	444,210	453,345
	2019	29,054	38,381	9,069	18,117	27,124	14,005	143,278	651	163,887	172,925	988	10,854
	2020	19,444	17	8,703	17,284	124	8,717	130,851	144				
21 Wabash TIF	2018	155,441	155,445	155,453	155,647	155,735	102,781	375,308	375,405	375,487	521,134	521,526	307,126
	2019	448,978	449,339	449,686	450,406	451,035	400,981	476,653	477,064	547,716	548,268	548,658	826,410
	2020	826,965	827,504	828,651	828,679	828,707	829,845	896,454	869,354				
22 DUATS	2018	60,327	62,432	62,435	62,093	62,122	61,671	61,585	61,600	61,335	61,307	60,436	60,366
	2019	62,049	61,694	62,705	62,603	62,467	62,316	60,709	47,815	33,055	33,092	32,805	335
	2020	335	63,201	48,202	48,051	50,383	60,605	63,240	63,242				
23 East Gate TIF	2018	50,963	67,572	17,128	33,965	50,792	67,753	170,291	33,278	49,487	170	16,981	33,792
	2019	50,128	66,374	16,894	33,717	50,557	67,393	171,917	188,862	215,295	232,296	229,159	246,771
	2020	264,003	282,998	300,481	317,552	324,674	18,037	44,902	162,791				
24 Southside TIF	2018	50,503	50,504	50,506	50,556	50,581	50,604	68,488	68,506	68,521	70,635	70,695	70,740
	2019	70,805	60,473	60,520	60,617	60,702	60,749	89,225	89,302	89,420	89,509	89,572	89,773
	2020	89,833	89,892	90,035	90,038	90,041	59,000	59,005	100,602				
25 State Drug	2018	718,866	606,758	635,136	686,201	813,877	783,713	756,054	830,745	822,491	792,285	511,664	315,095
	2019	302,371	279,791	311,959	308,564	264,579	249,649	250,756	228,288	242,016	264,869	211,563	203,973
	2020	203,517	228,717	216,717	194,215	197,228	178,719	175,465	181,665				
26 DUI	2018	185,059	190,813	188,665	191,823	196,075	205,632	211,998	211,937	205,924	193,799	196,688	170,717
	2019	175,872	181,317	187,218	197,245	206,709	215,014	218,032	217,959	223,592	229,262	232,596	234,223
	2020	229,507	211,043	223,169	227,377	233,934	247,843	245,864	267,645				

Fund	Year	JAN	FEB	MAR	APR	MAY	JUN	JUL	AUG	SEP	OCT	NOV	DEC
27 Police Lab	2018	62,737	59,399	59,426	51,749	61,263	60,503	57,586	56,294	56,209	56,865	220,823	219,501
	2019	219,812	219,935	220,305	208,768	209,028	209,567	209,737	209,628	210,090	209,279	209,528	209,519
	2020	209,760	210,051	210,466	210,454	192,461	192,160	191,527	191,851				
28 Pines TIF	2018	102,387	105,050	2,679	5,374	8,047	10,719	49,532	53,129	55,801	91,359	93,794	96,217
	2019	99,019	101,760	2,549	4,956	7,354	11,845	49,119	50,383	87,700	90,152	93,114	95,937
	2020	98,532	97	2,683	5,213	9,041	11,643	14,175	53,771				
29 Grand/Oakland TIF	2018	183,957	188,901	4,974	9,976	14,940	19,903	88,796	84,477	89,436	151,430	156,079	160,708
	2019	165,894	170,969	4,841	9,442	14,031	15,130	81,859	84,296	151,101	152,919	155,301	161,288
	2020	166,878	165	5,741	11,222	10,723	16,323	21,806	83,650				
30 Federal Drug	2018	-	-	-	-	-	-	-	-	-	-	121,547	118,042
	2019	136,918	134,226	129,334	122,041	122,151	134,762	131,991	131,004	134,012	132,419	132,513	132,149
	2020	132,237	129,723	129,771	129,775	129,780	266,617	266,626	261,140				
33 Police Capital	2018	418,025	503,686	500,766	486,103	426,298	430,960	368,222	454,016	451,915	376,008	372,030	360,318
	2019	358,614	296,882	311,917	217,270	217,981	236,445	446,573	431,700	429,373	392,971	390,254	-
34 Building	2018	160,525	175,997	188,383	205,249	211,212	222,791	254,281	244,770	236,593	257,619	180,349	114,165
	2019	158,797	151,686	156,799	171,427	189,116	204,665	195,113	207,472	221,600	65,421	(179,607)	891,406
	2020	930,823	713,327	733,419	447,419	459,843	169,755	133,534	142,422				
35 Library	2018	755,181	535,940	332,400	194,523	(67,191)	(293,324)	1,100,434	881,986	664,473	1,624,684	1,294,656	1,063,511
	2019	1,027,534	827,400	603,765	423,331	202,473	(17,809)	1,392,329	1,181,417	1,970,149	1,736,720	1,488,252	1,362,863
	2020	1,174,592	947,971	712,219	451,545	265,528	24,694	602,238	1,244,500				
36 Band	2018	29,008	28,751	29,408	30,090	19,938	6,952	20,998	450	(4,943)	13,895	29,239	29,911
	2019	33,927	34,341	35,111	33,900	32,142	13,225	24,684	7,485	21,084	18,657	29,761	35,464
	2020	34,835	35,340	36,232	37,077	35,922	36,815	54,072	62,555				
37 Foreign Fire Ins	2018	-	-	-	-	-	-	-	172,235	172,235	165,827	315,584	227,610
	2019	215,510	202,420	194,396	169,866	141,199	137,676	133,004	127,768	120,338	259,795	244,646	210,564
	2020	199,066	180,822	168,040	156,693	136,604	118,001	110,979	100,585				
40 PEG	2018	265,489	60,962	58,291	60,442	72,794	70,139	71,572	66,518	63,826	64,758	77,581	61,526
	2019	59,100	72,104	74,147	75,426	86,602	84,662	67,068	80,210	78,372	75,074	90,854	87,531
	2020	88,440	99,632	97,294	78,720	91,122	86,573	87,415	98,996				
42 Local Streets	2018	2,139,422	1,702,245	1,823,404	1,956,905	2,100,125	2,254,394	2,408,144	1,982,131	2,141,560	2,255,966	2,407,963	2,494,146
	2019	2,649,551	2,182,487	2,320,390	2,472,400	2,625,608	2,762,097	3,155,021	2,710,536	2,684,192	2,751,803	2,918,646	2,001,070
	2020	2,154,047	1,701,201	1,719,367	1,833,983	1,934,004	2,057,359	1,893,879	1,048,604				

City of Decatur
Monthly Fund Balance History

Period Ending: August 2020

Fund	Year	JAN	FEB	MAR	APR	MAY	JUN	JUL	AUG	SEP	OCT	NOV	DEC
44 2018 Project	2018	-	-	-	-	-	-	8,673,497	8,493,686	8,485,808	8,437,538	8,395,357	8,379,081
	2019	8,302,118	8,157,047	8,156,028	8,005,691	8,030,861	7,840,396	7,620,196	7,378,090	7,422,472	6,747,802	6,747,710	6,343,397
	2020	6,153,751	6,151,614	5,945,199	5,923,605	5,788,011	5,795,171	5,796,651	5,806,685				
45 Capital	2018	21,986	21,987	21,988	22,008	22,018	22,028	22,037	2,004,115	2,004,553	805,372	783,877	784,310
	2019	800,390	918,593	529,457	230,139	230,585	222,079	255,217	295,835	853,957	871,870	867,488	655,457
	2020	650,896	604,380	100,107	95,110	90,113	85,612	80,626	75,629				
46 MFT	2018	1,881,296	1,977,681	2,067,250	2,120,578	2,248,622	2,343,409	2,418,098	2,537,798	2,623,091	1,669,522	1,306,990	1,388,590
	2019	1,535,917	1,605,343	1,691,937	1,790,003	1,880,347	2,059,890	2,118,186	1,884,455	2,036,387	2,134,759	1,807,708	1,727,301
	2020	1,997,793	1,611,088	1,912,952	1,031,878	2,051,705	2,151,198	2,740,584	3,526,414				
47 Major Moves	2018	98,691	107,418	107,424	97,524	92,569	20,509	27,501	41,561	31,409	(31,866)	26,043	444
	2019	(25,208)	(45,513)	(39,015)	81,591	102,841	(32,459)	(119,019)	84,279	22,074	-	-	-
49 Fire Capital	2018	165,148	(86,170)	10,616	23,441	(32,684)	829,379	821,636	678,688	872,919	888,399	804,081	613,687
	2019	643,711	562,070	599,369	381,629	382,265	396,141	407,070	420,279	389,061	262,720	264,695	-
50 Debt	2018	739,116	67,688	88,280	109,470	130,285	92,259	656,769	723,551	585,487	1,203,768	1,223,715	987,082
	2019	1,059,523	116,000	131,360	141,413	157,611	106,612	1,132,526	869,733	1,559,115	1,576,328	1,591,702	1,385,237
	2020	1,417,335	184,845	217,265	248,430	279,596	201,583	841,070	1,159,062				
58 Library Capital	2018	130,785	130,788	130,795	130,902	130,960	131,015	131,072	131,106	131,135	131,292	131,413	131,499
	2019	131,578	131,684	131,785	131,989	132,168	132,271	132,418	132,532	132,718	132,854	132,949	331,111
	2020	331,334	331,550	331,956	331,968	331,979	332,435	332,456	332,468				
59 Library Trust	2018	245,986	243,552	240,899	238,713	233,692	231,935	227,868	235,558	233,631	232,116	230,035	227,172
	2019	225,402	223,863	222,919	220,601	217,477	214,552	212,568	209,433	209,190	206,337	204,678	202,575
	2020	200,783	199,199	196,557	193,563	185,957	183,861	181,801	180,238				
60 Fleet Maintenance	2018	294,689	245,688	255,095	278,908	219,244	268,303	265,161	248,344	248,894	250,691	234,515	161,869
	2019	213,971	184,667	196,282	206,134	198,180	225,521	226,064	232,729	251,186	204,367	172,085	113,378
	2020	221,030	270,480	294,439	317,620	346,245	373,752	414,823	444,682				
61 Equip Replacement	2018	623,399	592,572	593,507	587,736	578,070	578,426	578,798	542,786	523,893	496,568	487,673	488,275
	2019	488,678	452,993	454,271	455,317	448,571	449,035	452,062	417,127	418,153	418,917	409,554	1,077,196
	2020	1,044,229	897,469	895,719	792,200	780,592	653,270	617,723	456,886				
64 Risk Management	2018	1,094,644	1,236,467	1,066,695	1,126,190	1,103,147	1,220,718	1,251,795	1,534,824	1,656,141	1,282,867	1,419,886	1,586,610
	2019	1,702,788	1,922,596	1,752,591	1,838,678	1,917,757	2,021,936	2,046,423	2,192,629	2,356,018	1,799,730	1,930,972	2,003,152
	2020	2,114,005	2,213,817	2,043,659	2,175,457	2,227,499	2,290,856	2,427,958	2,482,665				
65 Employee Benefit	2018	3,634,835	3,293,660	3,304,316	2,845,005	3,030,818	2,647,178	2,630,706	2,609,060	2,363,653	2,384,244	2,507,179	2,169,081
	2019	2,110,106	2,076,069	2,045,004	2,099,670	2,354,275	2,343,750	2,337,447	2,281,313	2,241,833	2,675,476	2,547,603	2,521,938
	2020	2,488,079	2,594,310	2,462,144	2,901,018	2,932,384	2,987,005	3,037,226	3,051,352				

City of Decatur
Monthly Fund Balance History

Period Ending: August 2020

Fund	Year	JAN	FEB	MAR	APR	MAY	JUN	JUL	AUG	SEP	OCT	NOV	DEC
70 Mass Transit	2018	(2,407,080)	(540,480)	1,271,769	694,509	87,621	(404,467)	(899,938)	(1,386,603)	(2,178,237)	(2,881,425)	(2,172,445)	18,669
	2019	(891,591)	(1,350,190)	(593,324)	1,258,830	1,198,391	601,778	309,071	(166,204)	367,670	1,073,023	613,608	1,487,977
	2020	(434,009)	(51,268)	1,526,744	926,177	826,072	(194,443)	(911,444)	293,856				
77 Fiber Optics	2018	270,965	79,398	77,302	97,548	95,511	101,137	86,759	276,561	274,521	397,747	395,940	394,067
	2019	391,752	370,408	122,660	120,843	118,970	116,962	115,016	114,347	111,958	110,423	108,401	115,171
	2020	116,598	112,837	112,676	110,130	108,913	107,781	108,350	107,134				
78 Storm Water	2018	1,719,050	1,935,034	1,823,310	1,947,191	2,016,343	2,070,132	2,101,657	2,032,954	2,340,529	2,086,394	2,077,865	2,071,375
	2019	2,129,964	2,335,028	2,381,775	2,485,453	2,416,662	2,464,739	2,648,123	2,674,389	2,738,154	2,776,967	2,558,848	2,613,438
	2020	2,681,840	2,733,496	2,788,874	2,886,450	2,854,796	2,917,339	2,883,026	2,936,827				
79 Sewer	2018	7,002,359	6,205,798	6,410,916	6,060,006	6,319,968	6,665,835	6,761,813	7,025,537	7,073,859	6,733,449	6,889,611	7,153,254
	2019	7,292,114	7,200,684	7,270,972	7,335,872	7,624,827	7,882,365	8,069,981	8,403,829	8,147,549	8,304,295	8,479,203	8,684,892
	2020	9,435,199	9,854,338	10,430,379	9,901,401	8,997,995	9,972,040	10,149,063	10,331,199				
80 Water	2018	5,401,859	931,487	2,152,609	3,389,166	4,128,780	4,876,604	4,280,612	3,880,264	5,358,170	6,241,273	6,604,480	4,854,519
	2019	6,775,922	817,902	1,881,502	3,195,760	3,755,576	3,694,713	4,003,055	3,278,286	4,115,589	5,522,697	5,976,079	4,889,501
	2020	6,183,302	392,615	1,635,164	2,773,183	3,287,119	4,038,371	5,795,053	3,116,473				
81 Water Capital	2018	3,752,143	3,744,117	4,569,134	4,562,823	4,434,263	4,355,544	6,141,376	4,105,296	3,414,956	3,867,111	3,820,772	3,778,676
	2019	2,950,244	2,888,378	3,775,594	3,400,297	2,884,905	3,786,299	3,999,546	3,531,661	3,570,397	2,984,062	2,563,282	2,710,252
	2020	2,677,432	2,350,762	3,324,468	3,319,235	2,877,849	2,371,843	2,040,796	3,661,530				
82 DCDF	2018	124,031	123,584	124,001	125,526	123,321	124,711	124,245	127,001	126,585	127,555	129,656	129,545
	2019	131,969	129,281	131,594	132,607	135,137	131,653	132,146	134,771	134,914	136,313	137,692	138,586
	2020	141,107	138,450	139,565	140,837	142,110	138,158	139,057	140,376				
83 Neighborhood	2018	29,668	29,332	29,258	29,287	28,831	22,294	16,062	16,066	15,716	8,799	2,004	2,008
	2019	2,009	2,011	2,012	1,690	1,694	1,696	(4,214)	(6,993)	-	-	-	-
84 Community Revit	2018	1,086,423	1,086,448	1,086,506	1,087,140	1,087,652	1,088,139	1,388,764	1,389,124	1,389,527	1,391,262	1,386,479	1,350,709
	2019	1,329,124	1,206,328	1,145,623	1,243,899	1,221,748	1,147,888	1,149,280	1,150,470	1,126,741	1,120,591	999,942	715,742
	2020	638,819	593,916	608,959	1,740,524	1,731,620	1,732,620	1,728,016	1,696,405				
85 Grants	2020	-	-	-	-	-	-	-	-				
86 Water Debt	2018	12,500,000	12,500,000	12,500,000	12,500,000	12,500,000	12,500,000	12,500,000	12,500,000	12,500,000	12,500,000	12,500,000	12,500,000
	2019	12,500,000	12,500,000	12,500,000	12,500,000	12,500,000	12,500,000	12,500,000	12,500,000	12,500,000	12,500,000	12,500,000	12,500,000
	2020	12,500,000	12,500,000	12,500,000	12,500,000	12,500,000	12,500,000	12,500,000	12,500,000				
88 Recycling	2018	58,267	62,719	66,384	75,376	79,873	77,254	69,972	86,130	80,548	84,708	87,464	88,256
	2019	94,548	95,743	95,507	97,521	111,039	109,420	112,483	108,131	112,370	119,032	115,518	121,100
	2020	132,535	124,096	127,553	133,873	133,845	130,340	131,197	184,449				

City of Decatur
Monthly Fund Balance History

Period Ending: August 2020

Fund	Year	JAN	FEB	MAR	APR	MAY	JUN	JUL	AUG	SEP	OCT	NOV	DEC
89 Water Bond	2018	5,770,182	5,762,786	5,748,832	5,743,281	5,221,852	3,761,066	21,286,561	15,253,075	15,244,431	13,939,120	12,728,383	11,715,538
	2019	8,911,826	4,165,180	4,166,193	3,625,516	3,627,788	3,522,960	3,526,224	3,529,263	3,532,278	3,532,466	3,534,974	370,906
	2020	371,155	371,397	371,535	371,548	371,560	371,574	371,587	347,158				
Total City Funds	**2018**	**55,069,788**	**50,876,951**	**55,103,066**	**55,066,211**	**55,129,443**	**55,068,591**	**85,363,779**	**79,210,623**	**80,055,766**	**76,938,321**	**75,969,447**	**72,694,983**
	2019	**71,625,155**	**59,812,694**	**61,218,592**	**63,230,675**	**64,266,864**	**64,359,002**	**68,538,740**	**67,028,169**	**71,330,387**	**71,352,234**	**70,470,032**	**66,010,661**
	2020	**66,326,394**	**59,328,263**	**63,339,447**	**61,986,652**	**61,943,064**	**61,300,804**	**64,629,544**	**67,936,933**	**-**	**-**	**-**	**-**
90 Fire Pension	2018	68,458,830	68,167,518	67,819,881	67,474,280	67,292,276	67,144,739	69,611,560	69,349,829	69,009,608	70,539,729	70,167,290	71,277,108
	2019	70,923,905	70,560,268	70,330,145	69,862,562	69,399,940	69,470,831	71,589,079	71,156,026	72,615,714	72,215,728	71,818,849	73,065,526
	2020	72,608,249	72,352,094	71,847,284	71,298,290	71,344,251	70,970,136	71,958,243	72,722,435				
91 Police Pension	2018	92,948,576	92,631,813	92,903,098	92,578,667	92,140,343	92,305,730	93,990,866	93,573,611	93,439,900	94,939,332	94,549,049	97,497,378
	2019	97,129,427	96,716,696	96,607,488	96,236,493	95,815,176	95,812,807	97,846,481	97,377,885	98,858,178	98,463,934	98,020,333	99,882,195
	2020	99,514,419	99,142,676	99,134,621	98,527,668	98,290,046	98,099,077	98,907,965	99,660,914				
Total All Funds	**2018**	**216,477,194**	**211,676,282**	**215,826,045**	**215,119,157**	**214,562,063**	**214,519,060**	**248,966,206**	**242,134,063**	**242,505,274**	**242,417,382**	**240,685,787**	**241,469,469**
	2019	**239,678,487**	**227,089,657**	**228,156,224**	**229,329,730**	**229,481,980**	**229,642,640**	**237,974,300**	**235,562,080**	**242,804,279**	**242,031,895**	**240,309,214**	**238,958,382**
	2020	**238,449,062**	**230,823,033**	**234,321,351**	**231,812,610**	**231,577,361**	**230,370,017**	**235,495,752**	**240,320,281**	**-**	**-**	**-**	**-**

Water Bond
Account # 8051000933
Fund 89

Investment Instrument	Maturity Date	Interest Rate	Par Value Amount	Tax Cost Amount	Accrued Interest Purchased + Rec'd.	Total Invested	Interest Earned	Accrued Interest Receivable	Total Interest Received	YTD Interest Received 2019	YTD Interest Received 2020	Estimated Income	
Total Investment(s)			(0.00)	(0.00)	0.00	(0.00)	292,902.39	0.00	292,902.39	26,180.49	0.00	0.00	

Pooled Cash
Account # 8051000942
Multiple Funds - Pooled Cash

Investment Instrument	Maturity Date	Interest Rate	Par Value Amount	Tax Cost Amount	Accrued Interest Purchased + Rec'd.	Total Invested	Interest Earned	Accrued Interest Receivable	Total Interest Received	YTD Interest Received 2019	YTD Interest Received 2020	Estimated Income	
US Treasury Bond	06/15/16	0.50000%	0.00	0.00	0.00	0.00	2,773.22	0.00	2,773.22	0.00	0.00	0.00	ok
US Treasury Bond	12/15/16	0.62500%	0.00	0.00	0.00	0.00	6,591.53	(0.00)	6,591.53	0.00	0.00	0.00	ok
US Treasury Bond	04/30/17	0.87500%	0.00	0.00	0.00	0.00	12,524.04	(0.00)	12,524.04	0.00	0.00	0.00	ok
US Treasury Bond	06/30/17	0.62500%	0.00	0.00	0.00	0.00	8,188.75	0.00	8,188.75	0.00	0.00	0.00	ok
US Treasury Bond	10/31/17	0.75000%	0.00	0.00	0.00	0.00	14,484.89	0.00	14,484.89	0.00	0.00	0.00	ok
US Treasury Bond	12/15/17	1.00000%	0.00	0.00	0.00	0.00	21,573.77	0.00	21,573.77	0.00	0.00	0.00	ok
US Treasury Bond	03/31/18	0.75000%	0.00	0.00	0.00	0.00	26,403.69	(0.00)	26,403.69	0.00	0.00	0.00	ok
US Treasury Bond	06/15/18	1.12500%	0.00	0.00	0.00	0.00	45,983.61	0.00	45,983.61	0.00	0.00	0.00	ok
US Treasury Bond	10/15/18	0.87500%	0.00	0.00	0.00	0.00	44,222.17	(0.00)	44,222.17	0.00	0.00	0.00	ok
US Treasury Bond	11/30/18	1.00000%	0.00	0.00	0.00	0.00	9,793.96	0.00	9,793.96	0.00	0.00	0.00	ok
US Treasury Bond	04/15/19	0.87500%	0.00	0.00	0.00	0.00	17,069.67	0.00	17,069.67	4,375.00	0.00	0.00	ok
US Treasury Bond	06/30/19	1.25000%	0.00	0.00	0.00	0.00	37,500.00	0.00	37,500.00	9,375.00	0.00	0.00	ok
US Treasury Bond	10/31/19	1.25000%	0.00	0.00	0.00	0.00	24,965.47	0.00	24,965.47	12,500.00	0.00	0.00	ok
US Treasury Bond	11/30/19	1.50000%	0.00	0.00	0.00	0.00	38,221.15	0.00	38,221.15	23,250.00	0.00	0.00	ok
US Treasury Bond	02/29/20	1.37500%	0.00	0.00	0.00	0.00	11,993.82	0.00	11,993.82	11,993.82	0.00	0.00	ok
US Treasury Bond	03/31/20	1.37500%	0.00	0.00	0.00	0.00	41,024.59	0.00	41,024.59	30,937.50	0.00	0.00	ok
US Treasury Bond	05/31/20	1.37500%	0.00	0.00	0.00	0.00	42,918.03	0.00	42,918.03	33,000.00	0.00	0.00	ok
US Cash Management Bill Zero	09/01/20	0.00000%	1,600,000.00	1,599,458.45	0.00	1,599,458.45	539.33	539.33	0.00	0.00	0.00	0.00	ok
US Treasury Bond	09/30/20	1.37500%	1,750,000.00	1,699,384.01	0.00	1,699,384.01	45,094.58	10,124.63	34,969.95	34,969.95	0.00	24,062.50	ok
US Treasury Bond	12/31/20	1.75000%	1,000,000.00	1,003,143.03	3,028.85	1,006,171.88	8,717.05	2,995.90	8,750.00	8,750.00	0.00	17,500.00	ok
US Treasury Bond	06/30/21	1.12500%	1,500,000.00	1,480,513.76	0.00	1,480,513.76	19,672.29	2,889.00	16,783.29	16,783.29	0.00	16,875.00	ok
US Treasury Bond	09/30/21	1.12500%	1,000,000.00	989,203.38	952.87	990,156.25	9,405.73	4,733.60	5,625.00	5,625.00	0.00	11,250.00	ok
US Treasury Bond	11/30/21	1.50000%	2,225,000.00	2,220,567.38	0.00	2,220,567.38	24,894.52	8,480.59	16,413.93	16,413.93	0.00	33,375.00	ok
US Treasury Bond	03/31/22	0.37500%	1,500,000.00	1,504,453.13	0.00	1,504,453.13	2,366.85	2,366.85	0.00	0.00	0.00	5,625.00	ok
Federated US Treasury Cash Reserves	Liquid		281,126.72	281,126.72	(193,256.03)	87,870.69	21,586.04	2.11	21,583.93	12,181.54	582.97	43.27	ok
Total Investment(s)			10,856,126.72	10,777,849.86	(189,274.31)	10,588,575.55	538,508.75	32,132.01	510,358.46	220,155.03	582.97	108,730.77	

Fire Capital Bond
Account # 1001006774
Fund 44

Investment Instrument	Maturity Date	Interest Rate	Par Value Amount	Tax Cost Amount	Accrued Interest Purchased + Rec'd.	Total Invested	Interest Earned	Accrued Interest Receivable	Total Interest Received	YTD Interest Received 2019	YTD Interest Received 2020	Estimated Income	
US Treasury Bond	10/31/18	0.75000%	0.00	0.00	0.00	0.00	917.12	0.00	917.12	0.00	0.00	0.00	ok
US Treasury Bond	11/30/18	1.00000%	0.00	0.00	0.00	0.00	1,639.34	0.00	1,639.34	0.00	0.00	0.00	ok
US Treasury Bond	12/31/18	1.37500%	0.00	0.00	0.00	0.00	4,231.49	0.00	4,231.49	0.00	0.00	0.00	ok
US Treasury Bond	02/28/19	1.12500%	0.00	0.00	0.00	0.00	4,883.66	0.00	4,883.66	4,218.75	0.00	0.00	ok
US Treasury Bond	03/31/19	0.99800%	0.00	0.00	0.00	0.00	3,013.39	0.00	3,013.39	3,013.39	0.00	0.00	ok
US Treasury Bond	05/31/19	1.12500%	0.00	0.00	0.00	0.00	9,313.52	0.00	9,313.52	5,625.00	0.00	0.00	ok
US Treasury Bond	08/31/19	1.00000%	0.00	0.00	0.00	0.00	10,788.04	0.00	10,788.04	10,000.00	0.00	0.00	ok
US Treasury Bond	09/30/19	1.37500%	0.00	0.00	0.00	0.00	5,722.87	0.00	5,722.87	5,722.87	0.00	0.00	ok
US Treasury Bond	10/31/19	1.25000%	0.00	0.00	0.00	0.00	5,095.11	0.00	5,095.11	5,095.11	0.00	0.00	ok
US Treasury Bond	11/30/19	1.00000%	0.00	0.00	0.00	0.00	13,278.69	0.00	13,278.69	10,000.00	0.00	0.00	ok
US Treasury Bond	02/29/20	1.37500%	0.00	0.00	0.00	0.00	21,708.56	0.00	21,708.56	20,625.00	0.00	0.00	ok
US Treasury Bond	03/31/20	1.37500%	0.00	0.00	0.00	0.00	7,851.78	0.00	7,851.78	976.78	6,875.00	0.00	ok
US Treasury Bond	04/30/20	1.12500%	0.00	0.00	0.00	0.00	5,625.00	0.00	5,625.00	5,625.00	0.00	0.00	ok
US Treasury Bond	05/31/20	1.37500%	0.00	0.00	0.00	0.00	25,133.20	0.00	25,133.20	20,625.00	0.00	0.00	ok
US Treasury Bond	08/31/20	1.37500%	0.00	0.00	0.00	0.00	21,437.67	0.00	21,437.67	20,625.00	0.00	0.00	ok
US Treasury Bond	09/30/20	1.37500%	1,000,000.00	997,812.50	2,404.37	1,000,216.87	10,256.13	5,785.50	6,875.00	6,875.00	0.00	13,750.00	ok
US Treasury Bill Zero	11/27/20	0.00000%	1,000,000.00	999,199.99	0.00	999,199.99	555.57	555.57	0.00	0.00	0.00	0.00	ok
US Treasury Bond	03/31/21	1.25000%	750,000.00	754,892.58	3,944.67	758,837.25	0.00	3,944.67	0.00	0.00	0.00	9,375.00	ok
Federated US Treasury Cash Reserves	Liquid		2,112,853.86	2,112,853.86	155,600.15	2,268,454.01	8,003.20	58.52	7,944.68	4,009.53	2,757.73	1,583.88	ok
Total Investment(s)			4,862,853.86	4,864,758.93	161,949.19	5,026,708.12	159,454.34	10,344.26	155,459.12	123,036.43	9,632.73	24,708.88	

GRAND TOTALS:	15,718,980.58	15,642,608.79	(27,325.12)	15,615,283.67	990,865.48	42,476.27	958,719.97	369,371.95	10,215.70	133,439.65

City of Decatur PBC **Period Ending:** **2020 in Process**

Debt Schedule **date of update:** **July 31, 2020**

home debt liquidated gz approved

	Debt Instrument	Debt Purpose	Year of Issue	Year of Re Issue	Year of Maturity	Fund	Source	Payment(s) 1st	Payment(s) 2nd	Debt (Orig/ Refi) Issue	Debt at 1/1/2020	New Draws in 2020	FY20 Principal Payments	FY20 Interest Payments	Debt at 12/31/2020	FY20 Total Debt Payments	
											input	input	input	input			
	Bond Debt																
Amort sch #																	
11	2010A Bonds	LOC Payoff-Reynolds Bulding	2005/2008	2010	2020	50	Tax Levy +	6/15	12/15	8,715,000.00	520,000.00		520,000.00	24,700.00	-	544,700.00	ok
12	2010B Bonds (BAB/RZEDB)	Water/Old Towne TIF Bonds	2010		2030	80/50/19	80/TL/19	6/15	12/15	28,270,000.00	19,320,000.00		1,405,000.00	1,147,248.76	17,915,000.00	2,552,248.76	ok
13	2010C Bonds	Parking Garage Renovation	2010		2024	19/50	19/TL	6/15	12/15	2,800,000.00	1,215,000.00		225,000.00	48,600.00	990,000.00	273,600.00	ok
17	2012 Bonds	Refunding of 2004A GO Bonds	2012		2025	50	Tax Levy	3/1	9/1	8,030,000.00	4,215,000.00		655,000.00	90,821.88	3,560,000.00	745,821.88	ok
18	2013 Bonds	Refunding of 2004B GO Bonds	2013		2025	80	80	3/1	9/1	17,220,000.00	9,515,000.00		1,390,000.00	431,100.00	8,125,000.00	1,821,100.00	ok
25	2014 Bonds	Lake Decatur Dredging	2014		2034	80	80	3/1	9/1	24,055,000.00	19,825,000.00		955,000.00	897,337.50	18,870,000.00	1,852,337.50	ok
32	2015 Bonds	Lake Decatur Dredging	2015		2035	80	80	3/1	9/1	23,305,000.00	19,995,000.00		900,000.00	839,375.00	19,095,000.00	1,739,375.00	ok
39	2016 Bonds	Lake Decatur Dredging	2016		2036	80	80	3/1	9/1	22,205,000.00	20,420,000.00		815,000.00	907,056.26	19,605,000.00	1,722,056.26	ok
48	2017 Bonds	Refunding of 2008 GO Bonds	2017		2024	80	80	6/15	12/15	6,275,000.00	4,450,000.00		950,000.00	178,000.00	3,500,000.00	1,128,000.00	ok
49	2018 Bonds	Lake Decatur Dredging, Fire Stations	2018		2038	80/50	80/TL	3/1	9/1	25,810,000.00	25,025,000.00		845,000.00	1,208,100.00	24,180,000.00	2,053,100.00	ok
53	2019 Bonds	Refunding of 2010A GO Bonds	2019		2030	50	Tax Levy +	6/15	12/15	6,720,000.00	6,605,000.00		105,000.00	171,479.50	6,500,000.00	276,479.50	ok
54	2019B Bonds	Library Projects / Police Radio refund	2019		2034	34/50	34/10	6/15	12/15	2,300,000.00	2,300,000.00		200,000.00	53,867.92	2,100,000.00	253,867.92	ok
	xxx																xx
	xxx																xx
	Total Bond Debt									175,705,000.00	133,405,000.00	-	8,965,000.00	5,997,686.82	124,440,000.00	14,962,686.82	
	Promissory Notes & Loans Payable																
15	IEPA Contruction Loan	Nitrate Facility (L171674)	2002		2022	80	80	6/1	12/1	7,172,169.35	1,048,245.12		457,202.69	27,155.03	591,042.43	484,357.72	ok
16	IEPA Water Loan	Water Projects (L172552)	2011		2031	80	80	1/10	7/10	6,993,328.01	4,340,166.93		361,680.58	-	3,978,486.35	361,680.58	ok
23	2013 Promissory Note	Johnson Controls Initiative	2013		2028	various	80/10/60/70	Qtry	Qtry	17,212,394.00	13,407,726.89		13,407,726.89	305,337.22	-	13,713,064.11	ok
28	IEPA Contruction Loan	Lakeshore Drive Sewer (L174873)	2013		2034	79	79	4/16	10/16	7,589,672.70	5,962,285.68		346,286.25	113,409.31	5,615,999.43	459,695.56	ok
30	Busey Bank	Fire Apparatus - Pumper (20835)	2015		2022	49	49	5/4		439,939.77	197,148.56		64,227.61	4,534.42	132,920.95	68,762.03	ok
34	IEPA Contruction Loan	Union Street Sewer (L175280)	2015		2035	79	79	1/8	7/8	2,172,218.21	1,810,067.63		97,073.04	35,629.10	1,712,994.59	132,702.14	ok
35	Soy Capital	Motorola Radio System	2015		2022	10/70	10/70	1/5		1,000,000.00	440,846.15		148,462.41	12,537.59	292,383.74	161,000.00	ok
38	Busey Bank (drawdown)	Local Street Resurfacing (24040)	2016		2023	42	42	2/15	8/15	7,500,000.00	4,285,714.32		1,071,428.56	116,459.81	3,214,285.76	1,187,888.37	ok
44	Busey Bank	Public Works Heavy Equipment (26530)	2017		2022	61	61	Qtry	Qtry	180,624.00	102,949.05		36,380.19	2,905.45	66,568.86	39,285.64	ok
45	IEPA Contruction Loan	7th Ward Sewer (L175329)	2016		2038	79	79	3/17	9/17	8,540,318.96	8,000,705.89		369,718.68	138,401.88	7,630,987.21	508,120.56	ok
46	IEPA Contruction Loan	Nelson Park Storm Sewer (L175315)	2017		2038	78	78	5/21	11/21	3,581,182.00	3,453,230.07		159,576.38	59,736.42	3,293,653.69	219,312.80	ok
51	Busey Bank	Police Vehicles - Interceptor (6) (26535)	2019		2021	33	33	Qtry	Qtry	261,460.00	197,548.03		130,715.48	4,450.12	66,832.55	135,165.60	ok
52	HUD Section 108	Wabash Crossing	2019		2022	18	18	2/1	8/1	810,000.00	615,000.00		200,000.00	15,717.20	415,000.00	215,717.20	ok
55	IEPA Contruction Loan	McKinley Sewer (L175498)	2019		2040	79	79	5/1	11/1	5,911,143.31	-	-	-	-	-	-	xx
56	2020 Promissory Note	Johnson Controls Initiative	2020		2028	various	80/10/60/70	2/15	8/15	13,417,000.00	-	13,417,000.00	371,000.00	21,802.62	13,046,000.00	392,802.62	ok
	xxx																xx
	Total Notes & Loans Payable									82,781,450.31	43,861,634.32	13,417,000.00	17,221,478.76	858,076.17	40,057,155.56	18,079,554.93	
	Capital Leases																
40	De Lage Landen	VOIP Telephone System	2016		2021	10	10	1/22		351,560.24	144,752.57		70,438.38	7,964.88	74,314.19	78,403.26	ok
41	PNC Equipment Finance	Fire Apparatus Pierce Pumper (202806)	2017		2023	49	49	3/1		428,380.00	292,333.90		70,492.87	7,048.17	221,841.03	77,541.04	ok
47	PNC Equipment Finance	Public Works Dump Trucks (2) (211637)	2018		2024	61	61	3/2	9/2	331,508.00	241,139.56		45,062.20	7,743.02	196,077.36	52,805.22	ok
	xxx										-				-		xx
	xxx										-				-		xx
	xxx										-				-		xx
	xxx										-				-		xx
	xxx										-				-		xx
	Total Capital Leases									1,111,448.24	678,226.03	-	185,993.45	22,756.07	492,232.58	208,749.52	
	Total City Debt									259,597,898.55	177,944,860.35	13,417,000.00	26,372,472.21	6,878,519.06	164,989,388.14	33,250,991.27	
												debt in period					

Note(s)

1

2

3

City of Decatur ***home*** ***Month of: August 2020***

Water Bond Issue - Status of Water Bond Fund 89

Bond Issuance	2018
Par Value of Bonds	16,210,000
Premium	1,561,921
Total Source of Funds	17,771,921
Total Use of Funds	17,771,921
Underwriter's Discount	113,470
Bond Insurance	51,964
Closing Costs	84,636
Bond Proceeds	17,521,851

Project Scope	
Temporary Easements	-
Road Improvements	-
Dredging	17,521,851
Other	-
Total Scope	17,521,851

Fund Description *Accounts for capital improvements that are financed by the proceeds from the issuance of bonds*

The Lake Decatur Dredging initiative is a $90.4 investment spanning 6 years with completion envisioned in 2019. The project includes the dredging of lake basins 1, 2, 3 and 4.

On July 17, 2018, the City issued general obligation bonds with 20 year maturity raising the cash proceeds to defray the cost of Phase IV of the Lake Decatur Dreding Project.

Actual Bond Spend Activity in Fiscal year 2018	**January**	**February**	**March**	**April**	**May**	**June**	**July**	**August**	**September**	**October**	**November**	**December**	**Total**
Proceeds available to spend		-	-	-	-	-	17,521,851	17,521,851	15,253,075	15,244,431	13,939,120	12,728,383	
Revenues													
Interest Income							-	1,704	185	20,837	22,523	37,695	82,943
Expenditures													
Dredging - Great Lakes Dredge							-	2,270,480	-	1,315,112	1,218,447	1,041,863	5,845,901
Dredging - Chastain & Assoc							-	-	8,829	11,036	14,814	8,677	43,356
Total Expenditures	-	-	-	-	-	-	-	2,270,480	8,829	1,326,148	1,233,260	1,050,540	5,889,257
Ending cash available	-	-	-	-	-	-	17,521,851	15,253,075	15,244,431	13,939,120	12,728,383	11,715,538	
							-	-	-	-	-	-	

Actual Bond Spend Activity in Fiscal year 2019	**January**	**February**	**March**	**April**	**May**	**June**	**July**	**August**	**September**	**October**	**November**	**December**	**Total**
Proceeds available to spend	11,715,538	8,911,826	4,165,180	4,166,193	3,625,516	3,627,788	3,522,960	3,526,224	3,529,263	3,532,278	3,532,466	3,534,974	
Revenues													
Interest Income	17,893	2,679	1,012	31,104	2,271	3,168	3,264	3,038	3,015	2,904	2,508	1,370	74,229
Expenditures													
Dredging - Great Lakes Dredge	2,811,807	4,749,324	-	549,649	-	105,948	-	-	-	2,716	-	3,165,438	11,384,881
Dredging - Chastain & Assoc	9,799	-	-	22,132	-	2,048	-	-	-	-	-	-	33,979
Total Expenditures	2,821,606	4,749,324	-	571,781	-	107,996	-	-	-	2,716	-	3,165,438	11,418,861
Ending cash available	8,911,826	4,165,180	4,166,193	3,625,516	3,627,788	3,522,960	3,526,224	3,529,263	3,532,278	3,532,466	3,534,974	370,906	
	-	-	-	-	-	-	-	-	-	-	-	-	

Actual Bond Spend Activity in Fiscal year 2020	**January**	**February**	**March**	**April**	**May**	**June**	**July**	**August**	**September**	**October**	**November**	**December**	**Total**
Proceeds available to spend	370,906	371,155	371,397	371,535	371,548	371,560	371,574	371,587	347,158	347,158	347,158	347,158	
Revenues													
Interest Income	249	242	138	13	13	14	13	12					693
Expenditures													
Dredging - Great Lakes Dredge	-	-	-	-	-	-	-	24,441					24,441
Dredging - Chastain & Assoc	-	-	-	-	-	-	-	-					-
Total Expenditures	-	-	-	-	-	-	-	24,441	-	-	-	-	24,441
Ending cash available	371,155	371,397	371,535	371,548	371,560	371,574	371,587	347,158	347,158	347,158	347,158	347,158	
	-	-	-	-	-	-	-	-					

City of Decatur *home* **Month of: June 2020**

Fire Station New Construction - Status of 2018 Project Fund 44

Bond Issuance	2018
Par Value of Bonds	8,000,000
Premium	806,021
Total Source of Funds	8,806,021
Total Use of Funds	8,806,021
Underwriter's Discount	56,000
Bond Insurance	26,104
Closing Costs	41,770
Bond Proceeds	8,682,147

Project Scope	
xxxx	-
xxxx	-
Fire Stations	8,682,147
Other	-
Total Scope	8,682,147

Fund Description *Accounts for capital improvements that are financed by the proceeds from the issuance of bonds*

The 2018 GO Bonds included proceeds to finance the construction of three (3) new fire stations, replacing station 3 Fairview Millikin, station 5 Brentwood, and station 7 Airport.

On July 17, 2018, the City issued general obligation bonds with 20 year maturity raising the cash proceeds to defray the cost of the construction of the three fire stations.

The 2018 GO Bond debt issue included Lake Decatur dredging initiative Phase IV (final phase), Fire Station Renovation note payoff with Busey Bank (stations 1, 2, 4 and 6), and Fire Station new construction reported on this schedule.

Actual Bond Spend Activity in Fiscal year 2018	January	February	March	April	May	June	July	August	September	October	November	December	Total	Fire 3 Spend	Fire 5 Spend	Fire 7 Spend	Total Spend
Proceeds available to spend		-	-	-	-	-	8,682,147	8,513,450	8,487,932	8,487,629	8,439,674	8,383,973					
Revenues																	
Interest Income							-	-	-	-	-	30,183	30,183				
Expenditures																	
Fire Station 3							-	-	-	-	-	8,190	8,190	8,190			
Fire Station 5							168,697	25,518	-	47,955	55,701	26,885	324,756		324,756		
Fire Station 7							-	-	303	-	-	-	303			303	
xxxx							-	-	-	-	-	-	-				
Total Expenditures	-	-	-	-	-	-	168,697	25,518	303	47,955	55,701	35,075	333,249	8,190	324,756	303	333,249
Ending cash available	-	-	-	-	-	-	8,513,450	8,487,932	8,487,629	8,439,674	8,383,973	8,379,081					

Actual Bond Spend Activity in Fiscal year 2019	January	February	March	April	May	June	July	August	September	October	November	December	Total	Fire 3 Spend	Fire 5 Spend	Fire 7 Spend	Total Spend
Proceeds available to spend	8,379,081	8,302,118	8,157,046	8,156,027	8,005,690	8,030,861	7,840,396	7,620,197	7,378,090	7,422,473	6,747,802	6,747,711					
Revenues																	
Interest Income	594	24,394	858	7,975	25,171	1,645	3,855	1,342	44,383	9,094	956	33,797	154,064				
Expenditures																	
Fire Station 3	-	-	-	-	-	-	-	-	-	-	-	19,000	19,000	19,000			
Fire Station 5	77,557	169,466	1,877	158,312	-	192,110	224,054	243,449	-	683,265	1,047	419,111	2,170,248		2,170,248		
Fire Station 7	-	-	-	-	-	-	-	-	-	500	-	-	500			500	
Total Expenditures	77,557	169,466	1,877	158,312	-	192,110	224,054	243,449	-	683,765	1,047	438,111	2,189,748	19,000	2,170,248	500	2,189,748
Ending cash available	8,302,118	8,157,046	8,156,027	8,005,690	8,030,861	7,840,396	7,620,197	7,378,090	7,422,473	6,747,802	6,747,711	6,343,397					

Actual Bond Spend Activity in Fiscal year 2020	January	February	March	April	May	June	July	August	September	October	November	December	Total	Fire 3 Spend	Fire 5 Spend	Fire 7 Spend	Total Spend
Proceeds available to spend	6,343,397	6,153,751	6,151,614	5,945,199	5,923,605	5,788,011	5,795,171	5,796,651	5,806,685	5,806,685	5,806,685	5,806,685					
Revenues																	
Interest Income	560	560	47,649	6,984	478	27,993	1,827	25,466					111,516				
Expenditures																	
Fire Station 3	-	-	176,418	24,121	-	20,832	347	14,829					236,548	236,548			
Fire Station 5	190,206	2,697	77,646	4,357	136,072	-		102					411,080		411,080		
Fire Station 7	-	-		100	-	-		500					600			600	
Total Expenditures	190,206	2,697	254,064	28,578	136,072	20,832	347	15,431	-	-	-	-	648,228	236,548	411,080	600	648,228
Ending cash available	6,153,751	6,151,614	5,945,199	5,923,605	5,788,011	5,795,171	5,796,651	5,806,685	5,806,685	5,806,685	5,806,685	5,806,685		263,738	2,906,084	1,403	3,171,225
			-	-	-	-	-	-									

note 1 construction costs excludes $600.00 earnest payment for property acquisition in 2017
note 2 construction costs per council approved design, project management and construction contracts
note 3 construction costs available for fire station 7

			Fire 3 Spend	Fire 5 Spend	Fire 7 Spend	Total Spend
	Construction cost		*3,319,733*	*3,063,158*	*2,595,020*	*8,977,911*
			note 2	*note 1*	*note 3*	
Reconciliation	*Bond proceeds*	*8,682,147*				
	Interest income	*295,764*				
	Total available for spend	*8,977,911*	*3,055,995*	*157,074*	*2,593,617*	*5,806,686*

City of Decatur
City Treasurer's Financial Report
General Fund Summary

Period Ending: August 2020

Month of Fiscal Year	1 Jan	2 Feb	3 Mar	4 Apr	5 May	6 Jun	7 Jul	8 Aug	9 Sep	10 Oct	11 Nov	12 Dec	Actual YTD	Revised Budget
REVENUE														
Actual	4,920,493	5,260,695	4,824,686	4,594,601	4,629,994	4,073,500	7,643,925	8,006,307	-	-	-	-	43,954,201	
Budget Projection	5,032,962	5,281,198	5,019,878	4,786,040	6,398,266	4,726,544	10,077,791	4,921,338	-	-	-	-	46,244,017	70,500,000
Vs budget in month	(112,468)	(20,503)	(195,192)	(191,440)	(1,768,272)	(653,044)	(2,433,866)	3,084,969	-	-	-	-		
Vs budget to date	(112,468)	(132,971)	(328,164)	(519,603)	(2,287,875)	(2,940,918)	(5,374,784)	(2,289,815)	-	-	-	-	(2,289,815)	
EXPENSE														
Personnel Expense														
Actual	3,350,344	3,312,650	3,471,566	4,898,324	3,252,999	3,343,398	5,802,680	5,626,759	-	-	-	-	33,058,719	
Budget Projection	3,480,129	3,380,129	3,412,037	5,202,304	3,634,297	3,514,135	8,155,749	3,464,220	-	-	-	-	34,243,001	34,243,001
Vs budget in month	(129,786)	(67,480)	59,529	(303,979)	(381,299)	(170,737)	(2,353,069)	2,162,539	-	-	-	-		
Vs budget to date	(129,786)	(197,265)	(137,736)	(441,716)	(823,014)	(993,751)	(3,346,821)	(1,184,282)	-	-	-	-	(1,184,282)	
Operating Expense														
Actual	1,621,339	960,874	946,348	1,443,658	1,353,004	935,226	1,522,476	685,211	-	-	-	-	9,468,136	
Budget Projection	1,249,016	1,040,199	1,613,754	1,708,396	1,264,190	1,150,361	2,002,293	1,108,287	-	-	-	-	11,136,496	11,136,496
Vs budget in month	372,323	(79,325)	(667,406)	(264,738)	88,814	(215,134)	(479,818)	(423,076)	-	-	-	-		
Vs budget to date	372,323	292,998	(374,408)	(639,146)	(550,332)	(765,466)	(1,245,284)	(1,668,360)	-	-	-	-	(1,668,360)	
TOTAL EXPENSE														
Actual	4,971,683	4,273,523	4,417,914	6,341,982	4,606,003	4,278,624	7,325,155	6,311,970	-	-	-	-	42,526,856	
Budget Projection	4,729,145	4,420,328	5,025,792	6,910,700	4,898,487	4,664,496	10,158,042	4,572,507	-	-	-	-	45,379,497	70,300,000
Vs budget in month	242,538	(146,805)	(607,877)	(568,717)	(292,484)	(385,871)	(2,832,887)	1,739,463	-	-	-	-		
Vs budget to date	242,538	95,733	(512,144)	(1,080,862)	(1,373,346)	(1,759,218)	(4,592,105)	(2,852,642)	-	-	-	-	(2,852,642)	
Surplus / (Deficit)														
Actual	(51,189)	987,172	406,771	(1,747,382)	23,991	(205,124)	318,770	1,694,337	-	-	-	-	1,427,346	
Budget Projection	303,817	860,870	(5,914)	(2,124,659)	1,499,778	62,048	(80,251)	348,831	-	-	-	-	864,519	200,000
Vs budget in month	(355,006)	126,302	412,685	377,278	(1,475,787)	(267,172)	399,021	1,345,506	-	-	-	-		
Vs budget to date	(355,006)	(228,704)	183,981	561,259	(914,528)	(1,181,701)	(782,680)	562,827	-	-	-	-	562,827	
Beginning Cash Balance	8,339,798	8,296,671	9,275,978	9,688,689	7,932,274	7,953,057	7,793,619	8,152,494	-	-	-	-		
Balance Sheet Adjustments	8,063	(7,865)	5,940	(9,033)	(3,208)	45,686	40,105	(56,610)	-	-	-	-		
Ending Cash Balance	8,296,671	9,275,978	9,688,689	7,932,274	7,953,057	7,793,619	8,152,494	9,790,220	-	-	-	-		

City of Decatur
City Treasurer's Financial Report
Revenue Tracking Schedule

Shaded revenues are not expected to receive revenue in given month.

Period Ending: August 2020

Div		Fund	1 Jan	2 Feb	3 Mar	4 Apr	5 May	6 Jun	7 Jul	8 Aug	9 Sep	10 Oct	11 Nov	12 Dec	Actual YTD	Revised Budget	% of Budget
Memo Items																	
PROPERTY TAX TOTAL																	
var	REAL ESTATE TAX-CIVIL CITY	var	-	-	-	-	-	-	4,066,789	3,725,342					7,792,131	14,358,416	54%
var	REAL ESTATE TAX-TIF DISTRICTS	var	-	-	-	-	-	-	422,145	549,484					971,628	1,944,384	50%
	OTHER TAXES TOTAL		-	-	-	-	-	-	4,488,934	4,274,826	-	-	-	-	8,763,759	16,302,800	54%
OTHER TAXES TOTAL																	
var	LOCAL SALES TAX	var	880,608	856,677	960,429	734,157	727,854	765,429	735,614	834,535					6,495,302	10,466,000	62%
var	STATE SALES TAX	var	984,354	955,006	1,112,877	850,408	849,934	909,787	858,962	945,270					7,466,599	11,561,000	65%
	OTHER TAXES TOTAL		1,864,963	1,811,683	2,073,306	1,584,565	1,577,788	1,675,215	1,594,576	1,779,805	-	-	-	-	13,961,901	22,027,000	63%
	GENERAL FUND																
LOCAL TAXES																	
301302	CABLE TV TAX	10	16,892	229,481	-	16,827	230,292	-	16,588	226,172					736,253	971,000	76%
301203	FOOD & BEVERAGE TAX	10	284,618	257,752	244,619	222,250	217,302	269,971	290,434	290,429					2,077,376	3,427,500	61%
301204	HOTEL AND MOTEL TAX	10	47,544	60,919	64,916	47,822	36,989	42,366	51,435	61,174					413,164	991,000	42%
301106	MOBILE HOME PRIVELEGE TAX	10	-	-	-	-	-	-	-	-					-	15,000	0%
301103	PROPERTY TAX	10	-	-	-	-	-	-	2,608,559	2,389,546					4,998,105	9,000,000	56%
301202	TELEPHONE UTILITY TAX	10	118,281	149,194	123,430	108,714	109,646	111,749	111,967	110,398					943,379	1,555,000	61%
301209	UTILITY TAX - ELECTRIC & GAS	10	399,612	446,586	423,748	399,998	357,108	308,307	332,111	362,045					3,029,515	4,805,000	63%
	Sub Total		866,947	1,143,931	856,713	795,611	951,338	732,393	3,411,094	3,439,763	-	-	-	-	12,197,791	20,764,500	59%
OTHER TAXES (REMITTED BY STATE)																	
301208	AUTO RENTAL TAX	10	3,598	3,113	3,292	3,127	2,577	2,697	1,360	1,794					21,560	43,000	50%
302121	CANNABIS TAX	10	-	-	5,348	7,108	3,587	2,778	3,715	4,236					26,773	25,000	107%
301205	LOCAL SALES TAX	10	862,508	839,293	942,329	716,057	718,064	747,329	717,514	805,739					6,348,832	10,249,000	62%
301207	LOCAL USE TAX	10	244,618	229,171	314,455	217,745	189,224	240,704	254,820	283,392					1,974,128	2,764,000	71%
302105	STATE INCOME TAX	10	696,621	717,710	533,688	783,855	767,466	475,376	754,878	1,032,080					5,761,673	8,396,000	69%
302104	STATE REPLACEMENT TAX	10	175,190	1,981	35,383	247,577	160,025	-	160,477	121,727					902,359	1,190,000	76%
301201	STATE SALES TAX	10	968,804	945,787	1,097,327	834,858	845,026	894,237	843,412	927,212					7,356,663	11,396,000	65%
301210	VIDEO GAMING TAX	10	135,374	133,358	135,318	145,178	88,724	39	-	-					637,992	1,720,000	37%
	Sub Total		3,086,714	2,870,413	3,067,140	2,955,506	2,774,691	2,363,160	2,736,175	3,176,180	-	-	-	-	23,029,980	35,783,000	64%
OTHER GOVERNMENTAL SOURCES																	
301102	ROAD & BRIDGE TAX	10	-	-	-	-	-	-	114,000	107,132					221,133	410,000	54%
	Sub Total		-	-	-	-	-	-	114,000	107,132	-	-	-	-	221,133	410,000	54%
CHARGE SERVICES (INTERNAL CITY)																	
303607	PAYMENT IN LIEU OF TAXES	10	146,101	146,101	146,101	146,101	146,101	146,101	146,101	146,101					1,168,806	1,753,209	67%
303608	RISK & EE BENEFIT SERVICES	10	14,468	14,468	14,468	14,468	14,468	14,468	14,468	14,468					115,744	173,616	67%
303621	ADMIN SERVICES	10	160,679	160,679	160,679	160,679	160,679	160,679	160,679	160,679					1,285,432	1,928,148	67%
303622	PUBLIC WORKS SERVICES	10	126,802	126,802	126,802	126,802	126,802	126,802	126,802	126,802					1,014,416	1,521,624	67%
303626	BLDG INSPECTION SERVICES	10	13,763	13,763	13,763	13,763	13,763	13,763	13,763	13,763					110,104	165,156	67%
303628	SEWER FUND-EPA	10	28,458	28,458	28,458	28,458	28,458	28,458	28,458	28,458					227,664	341,496	67%
306700	IT SERVICES	10	66,839	66,839	66,839	66,839	66,839	66,839	66,839	66,839					534,712	802,068	67%
306707	CDBG PERSONNEL/EXP REIMB	10	44,838	40,479	31,650	53,000	10,660	6,632	5,249	2,380					194,889	390,192	50%
306751	HOME PERSONNEL/EXP REIMB	10	6,438	2,169	2,942	1,291	2,338	4,898	4,321	3,059					27,456	104,041	26%
306753	DUATS PERSONNEL/EXP REIMB	10	-	114,869	-	-	-	-	44,862	-					159,731	207,359	77%
303601	MFT REIMB-MSC/TRAF SIGNAL	10	29,162	39,065	46,340	53,366	48,083	43,369	27,717	31,363					318,467	550,000	58%
303606	WATER STREET CUTS	10	39,655	20,515	20,111	18,509	16,036	5,530	16,414	11,162					147,932	311,000	48%
	Sub Total	10	677,203	774,208	658,153	683,275	634,228	617,539	655,673	605,074	-	-	-	-	5,305,353	8,247,909	64%

City of Decatur
City Treasurer's Financial Report
Revenue Tracking Schedule

Shaded revenues are not expected to receive revenue in given month.

Period Ending: August 2020

Div		Fund	1 Jan	2 Feb	3 Mar	4 Apr	5 May	6 Jun	7 Jul	8 Aug	9 Sep	10 Oct	11 Nov	12 Dec	Actual YTD	Revised Budget	% of Budget
3rd Party Revenue																	
303413	AMEREN FRANCHISE PAYMENTS	10	76,759	76,759	76,759	76,759	76,759	76,759	76,759	76,759					614,075	921,000	67%
303510	ELECTRIC AGGREGATION ADMIN	10	11,304	14,811	13,514	13,097	11,500	10,917	15,812	22,770					113,726	185,000	61%
	Sub Total		88,064	91,570	90,274	89,856	88,260	87,676	92,571	99,529	-	-	-	-	727,800	1,106,000	66%
Grants																	
302106	FEDERAL	10	17,655	-	-	-	-	-	-	-					17,655	110,933	16%
302114	POLICE OT REIMBURSEMENTS	10	13,244	-	6,575	4,131	32,684	9,204	12,033	5,013					82,884	119,000	70%
302107	STATE GRANTS OR OTHER	10	5,882	9,380	-	6,111	-	-	2,972	40,607					64,953	155,000	42%
	Sub Total	10	36,782	9,380	6,575	10,242	32,684	9,204	15,005	45,619	-	-	-	-	165,492	384,933	43%
Fees for Services External																	
304300	ANIMAL REGISTRATION LATE FEES	10	815	620	590	235	15	15	260	425					2,975	7,000	43%
304302	GARBAGE HAULERS	10	-	-	-	-	-	-	-	-					-	27,000	0%
304303	CONTRACTOR LICENSES	10	7,125	1,275	150	1,025	300	200	600	2,100					12,775	25,000	51%
304304	LIQUOR LICENSES	10	3,717	1,287	1,496	-	-	-	326,750	164,840					498,091	527,000	95%
304305	RENTAL PROGRAM INCOME	10	-	-	-	-	-	-	-	-					-	25,000	0%
304306	BOAT LICENSES	10	-	-	38	-	66	47,952	14,018	4,446					66,520	70,000	95%
304307	OTHER LICENSES	10	20,015	12,328	5,490	4,005	5,825	1,756	2,617	351					52,387	137,000	38%
304401	BUILDING PERMITS	10	27,997	8,619	24,645	21,774	29,705	31,040	34,764	24,409					202,952	514,000	39%
304402	PIER PERMITS	10	-	-	-	30	-	37,675	2,719	746					41,169	39,500	104%
303301	ON STREET PARKING	10	309	295	196	-	50	446	456	178					1,930	7,000	28%
303302	PARKING LOT 1	10	2,215	1,432	1,132	-	-	1,263	1,148	718					7,908	22,000	36%
303306	PARKING LOT 10	10	870	713	642	-	-	321	345	99					2,989	9,000	33%
303308	GARAGE C	10	8,407	3,475	3,789	2,700	1,635	3,277	4,070	4,130					31,483	87,000	36%
303310	RESIDENTIAL PARKING	10	300	240	300	120	120	240	120	-					1,440	2,000	72%
303312	DOWNTOWN EMPL PARKING PERMIT	10	1,993	1,800	1,824	2,125	1,083	2,469	2,183	1,630					15,105	23,000	66%
304490	ADMIN COURT FINES	10	5,430	2,792	3,900	1,175	710	4,530	8,797	7,457					34,791	138,000	25%
305500	ADMINISTRATIVE COURT FEES	10	3,100	1,136	3,006	373	534	560	2,111	4,230					15,050	74,000	20%
305501	COURT FINES	10	9,438	10,777	21,214	-	15,060	-	5,672	53,319					115,479	229,000	50%
305502	BOOT FEE	10	105	-	-	-	-	105	70	35					315	7,000	5%
305503	WEED CUTTING FEES	10	3,957	522	2,530	1,141	661	8,270	6,327	4,569					27,977	64,000	44%
305505	ILLEGAL USE OF VEHICLE	10	27,770	29,250	21,750	500	128	250	1,250	2,125					83,023	347,000	24%
305506	OVERTIME PARKING FEES	10	6,370	7,989	6,939	6,158	3,235	4,625	3,810	3,255					42,382	231,000	18%
305507	VARIANCE AND ZONING	10	150	790	500	120	290	1,390	1,520	-					4,760	11,000	43%
305513	OTHER FINES AND FEES	10	7,377	6,414	6,780	650	6,139	-	5,905	9,510					42,775	4,000	1069%
305516	PET CITATIONS	10	6,129	4,815	5,453	2,987	1,249	5,579	3,488	3,804					33,504	73,000	46%
305517	DUCK BLIND FEES	10	-	-	-	-	-	-	-	-					-	500	0%
305520	TRASH & CLEAN UP FINES	10	2,504	4,299	5,076	1,465	1,602	1,114	5,712	3,952					25,724	37,000	70%
305521	VACANT PROPERTY FEE	10	-	-	-	-	-	-	-	-					-	118,558	0%
303415	PROFESSIONAL STANDARDS	10	787	93	-	-	-	-	-	1,462					2,341	5,500	43%
308801	RENTAL OF CITY PROPERTY	10	100	100	100	100	100	100	100	100					800	1,200	67%
308802	SALE OF CITY PROPERTY	10	-	-	-	(453)	11,900	92,701	-	2,100					106,248	130,500	81%
308803	SALE OF OTHER PROPERTY	10	(154)	-	5,199	1,295	2,849	-	-	100					9,289	40,400	23%
308807	DEMOLITION PAYMENTS	10	2,832	3,196	2,925	1,485	1,928	1,680	3,375	2,005					19,426	45,000	43%
308810	DAMAGE TO CITY PROPERTY	10	-	-	-	-	-	-	-	-					-	2,500	0%
308814	INVENTORY REIMBURSEMENTS	10	-	-	9	-	-	-	-	-					9	-	-
308817	NOISE ORDINANCE FINES	10	-	-	-	-	-	-	-	-					-	1,000	0%
308890	REIMBURSEMENT OF EXPENSE	10	-	8,013	100	263	2,811	2,192	23	3,418					16,820	5,000	336%
308898	BANK RECONCILIATION ADJ	10	-	260	-	238	(199)	-	187	-					486	-	-
308899	MISCELLANEOUS INCOME	10	4,749	3,567	3,596	920	3,890	1,027	1,078	6,244					25,071	40,000	63%
310010	FIRE PROGRAMS	10	2,133	-	120	40	5,643	-	-	-					7,936	5,000	159%
305512	FIRE & BURGLAR ALARMS	10	360	-	200	-	-	260	120	833					1,773	2,000	89%
302403	FIRE TRAINING REIMBURSEMENT	10	-	-	-	8,784	19,270	300	200	800					29,354	-	-
305514	POLICE RECORDS	10	1,400	465	1,534	495	410	1,165	807	461					6,736	12,000	56%
302401	STATE ROUTE MAINTENANCE	10	861	31,504	-	-	31,504	-	-	-					63,868	127,000	50%
303405	SCHOOL DISTRICT REIMB	10	-	217,114	-	-	-	-	-	218,843					435,957	431,000	101%
	Sub Total		159,159	365,180	131,224	59,749	148,512	252,501	440,601	532,691	-	-	-	-	2,089,617	3,703,658	56%
Investment/Other Income																	
309900	BOND OR NOTE PROCEEDS	10	-	-	-	-	-	-	178,279	-					178,279	-	-
307101	INTEREST INCOME	10	5,487	5,703	3,506	300	266	290	270	308					16,130	100,000	16%
307141	INVESTMENT INCOME	10	138	310	11,101	61	15	10,736	255	10					22,626	-	-
	Sub Total		5,625	6,013	14,606	361	281	11,026	178,805	318	-	-	-	-	217,035	100,000	217%
	General Fund Total		**4,920,493**	**5,260,695**	**4,824,686**	**4,594,601**	**4,629,994**	**4,073,500**	**7,643,925**	**8,006,307**	**-**	**-**	**-**	**-**	**43,954,201**	**70,500,000**	62%

City of Decatur
City Treasurer's Financial Report
Revenue Tracking Schedule

Shaded revenues are not expected to receive revenue in given month.

Period Ending: August 2020

Div		Fund	1 Jan	2 Feb	3 Mar	4 Apr	5 May	6 Jun	7 Jul	8 Aug	9 Sep	10 Oct	11 Nov	12 Dec	Actual YTD	Revised Budget	% of Budget
Development Services																	
various	HOME PROGRAM	17	21,883	7,350	4,466	2,289	5,651	8,901	9,265	66,693					126,498	1,037,884	12%
various	CDBG	18	124,443	116,654	112,534	128,541	50,768	97,740	86,009	174,131					890,819	2,169,815	41%
various	DUATS	22	0	271,432	70	2	2,560	10,278	78,535	2					362,879	349,120	104%
various	PEG PROJECTS	40	3,437	15,272	144	3,368	14,884	120	3,323	14,662					55,210	79,850	69%
various	MASS TRANSIT	70	2,776,556	1,738,892	3,078,658	971	30,198	29,266	153,745	1,301,550					9,109,836	13,965,181	65%
various	DCDF	82	3,153	2,581	1,412	1,358	1,358	1,273	1,458	1,373					13,965	18,000	78%
various	COMMUNITY REVITALIZATION	84	654	502	56,283	1,134,015	58	1,700	96	59					1,193,368	1,365,000	87%
various	RECYCLING	88	59,991	56,516	55,448	60,733	58,189	50,172	60,631	61,663					463,343	692,550	67%
	Sub Total		2,990,119	2,209,197	3,309,015	1,331,277	163,667	199,449	393,061	1,620,133	-	-	-	-	12,215,917	19,677,400	62%
Redevelopment & TIF																	
various	OLDE TOWNE TIF	19	53	51	688	3	3	45,000	303,307	254,794					603,898	984,960	61%
various	SE PLAZA TIF	20	8,590	6,990	8,687	8,580	6,479	8,593	122,134	61,959					232,012	379,106	61%
various	WABASH CROSSING TIF	21	555	539	1,148	28	28	1,138	66,609	13,156					83,200	551,409	15%
various	EASTGATE TIF	23	17,231	18,996	17,483	17,071	7,122	17,845	26,865	127,226					249,838	308,009	81%
various	SOUTHSIDE TIF	24	60	59	143	3	3	102	4	41,598					41,972	28,392	148%
various	PINES SHOPPING CENTER TIF	28	2,595	2,076	2,586	2,530	3,828	2,602	2,532	39,596					58,345	100,725	58%
various	GRAND & OAKLAND TIF	29	5,590	(41)	5,577	5,480	(498)	5,599	5,484	61,844					89,035	168,243	53%
	Sub Total		34,675	28,670	36,311	33,696	16,963	80,879	526,935	600,172	-	-	-	-	1,358,301	2,520,844	54%
Public Safety																	
various	STATE DRUG ENFORCEMENT	25	1,341	31,530	8,485	3	12,485	3	9,295	3,934					67,076	192,700	35%
various	DUI COURT FINES	26	3,253	6,263	13,263	4,884	148	14,881	3,359	19,945					65,996	120,300	55%
various	POLICE PROGRAMS/LAB	27	241	311	454	7	7	536	158	581					2,294	3,300	70%
various	FEDERAL DRUG ENFORCEMENT	30	89	85	48	4	4	137,136	9	9					137,386	85,200	161%
various	FOREIGN FIRE INSURANCE	37	525	141	78	76	6	6	5	122					958	137,000	1%
various	2018 PROJECT FUND	44	560	560	47,649	6,984	478	27,993	1,827	25,466					111,516	65,500	170%
	Sub Total		6,008	38,891	69,977	11,958	13,128	180,554	14,652	50,056	-	-	-	-	385,225	604,000	64%
Debt Service																	
various	DEBT SERVICE	50	32,097	31,861	32,420	31,165	31,166	32,226	639,488	588,398					1,418,822	2,830,600	50%
Public Works & Capital																	
various	LOCAL STREETS & ROADS	42	154,047	145,714	147,892	127,259	102,888	124,432	138,542	172,400					1,113,174	1,956,528	57%
various	CAPITAL STREET PROJECTS	45	438	30,409	727	3	3	498	14	3					32,096	485,000	7%
various	MFT PROJECTS	46	623,961	237,957	576,098	244,134	1,081,936	474,579	1,020,198	1,557,340					5,816,203	10,123,755	57%
various	FLEET MAINTENANCE	60	237,762	243,916	234,619	222,059	212,689	214,710	793,831	228,131					2,387,717	3,681,851	65%
various	EQUIPMENT REPLACEMENT	61	824	633	1,970	59	26	1,508	57	19					5,096	550,100	1%
various	STORMWATER PROJECTS	78	128,580	114,785	123,900	169,453	140,020	124,140	127,773	126,508					1,055,158	1,710,552	62%
various	SEWER PROJECTS	79	1,041,347	1,005,327	2,133,598	1,346,814	471,953	2,158,896	523,518	507,487					9,188,941	11,273,155	82%
	Sub Total		2,186,959	1,778,742	3,218,803	2,109,781	2,009,515	3,098,765	2,603,932	2,591,888	-	-	-	-	19,598,385	29,780,941	66%
Library																	
various	LIBRARY OPERATIONS	35	103,194	52,789	66,795	121,979	102,854	50,047	929,162	943,202					2,370,022	3,992,487	59%
various	LIBRARY CAPITAL	58	222	216	407	11	11	456	22	11					1,356	250,150	1%
various	LIBRARY TRUST FUNDS	59	185	430	73	7	6	107	91	561					1,462	33,000	4%
	Sub Total		103,602	53,435	67,276	121,997	102,872	50,609	929,275	943,775	-	-	-	-	2,372,840	4,275,637	55%

City of Decatur
City Treasurer's Financial Report
Revenue Tracking Schedule

Shaded revenues are not expected to receive revenue in given month.

Period Ending: August 2020

Div		Fund	1 Jan	2 Feb	3 Mar	4 Apr	5 May	6 Jun	7 Jul	8 Aug	9 Sep	10 Oct	11 Nov	12 Dec	Actual YTD	Revised Budget	% of Budget
Other Miscellaneous																	
various	BUILDING FUND	34	48,528	48,453	48,769	47,937	47,932	48,638	58,017	37,844					386,117	1,077,160	36%
various	BAND	36	1,080	1,080	1,105	1,058	1,058	1,106	21,505	18,139					46,131	96,581	48%
various	RISK MANAGEMENT	64	274,137	276,412	280,724	275,074	275,076	277,955	275,153	275,087					2,209,619	3,351,600	66%
various	EMPLOYEE BENEFIT	65	831,418	821,110	773,211	1,206,156	751,040	810,516	793,123	791,374					6,777,948	11,090,900	61%
various	FIBER OPTICS	77	1,428	975	2,839	454	1,784	11,797	3,569	1,784					24,629	825,975	3%
various	GRANTS	85	-	-	-	-	-	-	-	-					-	75,000	0%
	Sub Total		1,156,592	1,148,029	1,106,647	1,530,679	1,076,890	1,150,012	1,151,367	1,124,228	-	-	-	-	9,444,444	16,517,216	57%
Water Utility & Capital																	
various	WATER	80	2,463,686	2,393,665	2,388,465	2,354,792	2,290,687	2,580,186	15,400,892	2,786,491					32,658,864	43,168,552	76%
various	WATER CAPITAL	81	10,116	9,783	1,025,164	541	525	20,662	964	2,000,531					3,068,286	4,230,000	73%
various	WATER BOND FUND	89	249	242	138	13	13	14	13	12					693	15,000	5%
	Sub Total		2,474,050	2,403,689	3,413,767	2,355,345	2,291,225	2,600,862	15,401,870	4,787,034	-	-	-	-	35,727,843	47,413,552	75%
Fudiciary Trust & Agency																	
various	FIRE PENSION	90	265,335	461,185	191,133	218,406	788,424	362,540	1,730,256	1,545,682					5,562,961	10,574,230	53%
various	POLICE PENSION	91	378,803	376,937	728,097	144,633	509,763	545,159	1,536,395	1,536,623					5,756,411	11,194,777	51%
	Sub Total		644,138	838,122	919,230	363,040	1,298,187	907,699	3,266,651	3,082,305	-	-	-	-	11,319,372	21,769,007	52%
	Grand Total Revenues		14,548,733	13,791,332	16,998,132	12,483,538	11,633,607	12,374,555	32,571,156	23,394,296	-	-	-	-	137,795,350	215,889,197	64%

City of Decatur, Macon County | home | Net Assessed Value $: 832,843,703 certified | **Assessed Value Year** **2019**
Property Tax Levy | City Tax Rate: 1.70346% certified | **Pay Year** **2020**
City and TIF Districts | **PENDING**
Billed Tax Amounts

note	Tax Levy Item	Fund	Net Assessed Value certified	input Tax Rate not certified	input Tax Levy $ Amount ordinance		input Extension $ Amount certified		Billed $ Amount certified
	General Obligation Bond Debt	50	832,843,703	0.25479%	2,122,000.00		2,122,002.35		2,122,002.35
	General Purpose	10	832,843,703	0.00000%	-		0.01		0.01
	Fire Pension	10	832,843,703	0.61236%	5,100,000.00		5,100,001.41		5,100,001.41
	Police Pension	10	832,843,703	0.48029%	4,000,000.00		4,000,064.79		4,000,064.79
	City Library	35	832,843,703	0.34821%	2,900,000.00		2,900,044.89		2,900,044.89
	Municipal Band	36	832,843,703	0.00781%	65,000.00		65,045.09		65,045.09
	Public Transit	70							
	xxxxx	xx							
1	**Total City**		832,843,703	1.70346%	14,187,000.00		14,187,158.54		14,187,158.54
			ok	ok	ok		ok		ok

TIF District (tax code district)		input AV Increment Value certified	input Tax Rate certified	AV Increment $ Amount		input Extension $ Amount certified		Billed $ Amount certified
ZTF3 Pines TIF (4062)	28	660,381	10.63375%	70,223.26		70,223.26		70,223.26
ZTF4 SE Plaza TIF (9542)	20	3,216,301	9.59171%	308,498.26		308,498.49		308,498.49
ZTF5 Olde Towne TIF (4555)	19	9,227,961	10.63375%	981,278.30		981,280.74		981,280.74
ZTF6 Near North TIF (4455)	21	5,245,410	10.63375%	557,783.79		557,784.74		557,784.74
ZTF8 Eastgate TIF (9543)	23	1,028,819	9.92702%	102,131.07		102,131.11		102,131.11
ZTF0 Grand & Oakland (4062)	29	1,177,827	10.63375%	125,247.18		125,247.16		125,247.16
ZTFA SS Redevelopment (xxxx)	24	410,036	10.61115%	43,509.54		43,509.56		43,509.56
2 **Redevelopment TIF**		20,966,735		2,188,671.40		2,188,675.06		2,188,675.06
		ok		ok		ok		ok
Total Property Tax Levy				16,375,671.40		16,375,833.60		16,375,833.60

Note(s)

1 Data per City of Decatur 2019 Tax Levy - certification and extension dated May 06, 2020 certified May 06, 2020 received by City May 28, 2020

2 Data per Macon County - AV increment, Tax Rates, certification and extention dated May 06, 2020 received by City May 28, 2020

Prepared By:
Office of the City Treasurer

City of Decatur, Macon County
Property Tax Levy
City and TIF Districts
Tax Collections

Assessed Value Year 2019
Pay Year 2020
In Process

Tax Levy Item	Fund	Billed $ Amount	99.0% Collection Rate	Expected Collection $ Amount	input Distribution 1 7/14/2020	input Distribution 2 8/11/2020	input Distribution 3 9/11/2020	Total Distribution	Expected Account Receivable $ Amount	Actual Collection Rate
General Obligation Bond Debt	50	2,122,002.35	99.0%	2,100,782.00	608,277.77	557,206.55	79,391.55	1,244,875.87	855,906.13	58.7%
General Purpose	10	0.01	99.0%	-	0.04	-	0.02	0.06	-	600.0%
Fire Pension	10	5,100,001.41	99.0%	5,049,001.00	1,461,929.82	1,339,186.65	190,809.71	2,991,926.18	2,057,074.82	58.7%
Police Pension	10	4,000,064.79	99.0%	3,960,064.00	1,146,629.40	1,050,359.24	149,657.15	2,346,645.79	1,613,418.21	58.7%
City Library	35	2,900,044.89	99.0%	2,871,044.00	831,306.17	761,509.88	108,501.18	1,701,317.23	1,169,726.77	58.7%
Municipal Band	36	65,045.09	99.0%	64,395.00	18,645.50	17,079.83	2,433.87	38,159.20	26,235.80	58.7%
Mass Transit		-						-	-	
		-						-	-	
Total City		14,187,158.54		14,045,286.00	4,066,788.70	3,725,342.15	530,793.48	8,322,924.33	5,722,361.73	58.7%
							City Collection Rate:	58.7%		
ZTF3 Pines TIF (4062)	28	70,223.26	100.0%	70,223.00	-	35,111.61		35,111.61	35,111.39	50.0%
ZTF4 SE Plaza TIF (9542)	20	308,498.49	100.0%	308,498.00	113,549.19	60,483.21	3,284.91	177,317.31	131,180.69	57.5%
ZTF5 Olde Towne TIF (4555)	19	981,280.74	98.0%	961,655.00	232,243.55	254,782.21	16,064.59	503,090.35	458,564.65	51.3%
ZTF6 Near North TIF (4455)	21	557,784.74	100.0%	557,785.00	66,552.97	13,125.64	65,548.39	145,227.00	412,558.00	26.0%
ZTF8 Eastgate TIF (9543)	23	102,131.11	100.0%	102,131.00	9,799.18	81,762.18		91,561.36	10,569.64	89.7%
ZTF0 Grand & Oakland (xxxx)	29	125,247.16	100.0%	125,247.00	-	62,623.72		62,623.72	62,623.28	50.0%
ZTFA SS Redevelopment (xxxx)	24	43,509.56	100.0%	43,510.00	-	41,594.97		41,594.97	1,915.03	95.6%
Redevelopment TIF		2,188,675.06		2,169,049.00	422,144.89	549,483.54	84,897.89	1,056,526.32	1,112,522.68	48.3%
							City Collection Rate:	48.3%		
Total Property Tax Levy		16,375,833.60		16,214,335.00	4,488,933.59	4,274,825.69	615,691.37	9,379,450.65	6,834,884.41	57.3%
				City Collection Rate:	ok	ok	ok	57.3%		

Note(s)

1 Payment received 07/14/2020 from Macon County Treasurer with check distribution / checks 17668, 17697, 17783, 17808, 17834, dated July 9, 2020
2 Payment received 08/11/2020 from Macon County Treasurer with check distribution / checks 17886, 18015, 18035, 18013, 17994, 17915, 17924, 18036 dated August 10, 2020
3 Payment received 09/11/2020 from Macon County Treasurer with check distribution / checks 18089, 18187, 18205, 18226 dated September 10, 2020

Footnote (Not a part of City Tax Levy)		input Distribution 1 7/14/2020	input Distribution 2 8/11/2020	input Distribution 3 9/11/2020	Total Distribution
Decatur Road & Bridge Tax Distribution	10-0831-301102	114,000.47	107,132.48	14,583.45	235,716.40
Total County Distribution to Civil City		4,180,789.17	3,832,474.63	545,376.93	8,558,640.73
		ok	ok	ok	

Footnote (Not a part of City Tax Levy)

Decatur Mobile Home Privilege Tax Distribution	10-0231-301106	-	-	-	-	test s/b "0"
Distribution to City including TIF & Mobile Home		4,602,934.06	4,381,958.17	630,274.82	9,615,167.05	-
		ok	ok	ok		

General Obligation Bond Debt	50-43500-301103	79,391.55	ZTF3 Pines TIF (4062)	28-43281-301103	-
General Purpose	10-0231-301103	0.02	ZTF4 SE Plaza TIF (9542)	20-43200-301103	3,284.91
Fire Pension	10-0231-301103	190,809.71	ZTF5 Olde Towne TIF (4555)	19-45190-301103	16,064.59
Police Pension	10-0231-301103	149,657.15	ZTF6 Near North TIF (4455)	21-43210-301103	65,548.39
City Library	35-59350-301103	108,501.18	ZTF8 Eastgate TIF (9543)	23-43230-301103	-
Municipal Band	36-43360-301103	2,433.87	ZTF0 Grand & Oakland (xxxx)	29-43291-301103	-
Road and Bridge	10-0831-301102	14,583.45	ZTFA SS Redevelopment (xxxx)	24-43241-301103	-

Prepared By:
Office of the City Treasurer

City of Decatur
City Treasurer's Financial Report
Grant Tracking Schedule

Period Ending: August 2020

Grant ID	Div		Grant Name	State	Federal	In Budget	Status	Grant Amount
55	015	Executive	02-1439-17758 BICYCLE PLAN, STATEWIDE PLANNING & RESEARCH FUND		X	Y	PENDING	60,000
62	015	Executive	AJCYZ03066 IPHCA CENSUS GRANT (SUB RECIPIENT)	n/a	n/a	Y	ACTIVE	101,500
72	015	Executive	LOCAL CORONAVIRUS URGENT REMEDIATION EMERGENCY (CURES) SUPPORT PROG		X	N	ACTIVE	3,140,263
52	050	Planning & Sustainability	20-1009-12795 TRANSPORTATION PLANNING ACTIVITIES (DUATS)		X	Y	ACTIVE	279,297
53	050	Planning & Sustainability	20-1009-12795 TRANSPORTATION PLANNING ACTIVITIES (DUATS)	X		Y	ACTIVE	69,824
70	050	Planning & Sustainability	21-Pending TRANSPORTATION PLANNING ACTIVITIES (DUATS)		X	Y	PENDING	286,839
71	050	Planning & Sustainability	21-Pending TRANSPORTATION PLANNING ACTIVITIES (DUATS)	X		Y	PENDING	71,710
C2016	054	Neighborhood Outreach	B-16-MC-17-0008 COMMUNITY DEVELOPMENT BLOCK GRANT (CDBG)		X	Y	ACTIVE	1,268,061
C2017	054	Neighborhood Outreach	B-17-MC-17-0008 COMMUNITY DEVELOPMENT BLOCK GRANT (CDBG)		X	Y	ACTIVE	1,262,045
C2018	054	Neighborhood Outreach	B-18-MC-17-0008 COMMUNITY DEVELOPMENT BLOCK GRANT (CDBG)		X	Y	ACTIVE	1,378,744
C2019	054	Neighborhood Outreach	B-19-MC-17-0008 COMMUNITY DEVELOPMENT BLOCK GRANT (CDBG)		X	Y	ACTIVE	554,004
CCV19	054	Neighborhood Outreach	CDBG CARES ACT ALLOCATION		X	N	ACTIVE	834,287
H2016	054	Neighborhood Outreach	M-16-MC-17-0203 HOME INVESTMENT PARTNERSHIP		X	Y	ACTIVE	327,118
H2017	054	Neighborhood Outreach	M-17-MC-17-0203 HOME INVESTMENT PARTNERSHIP		X	Y	ACTIVE	330,899
H2018	054	Neighborhood Outreach	M-18-MC-17-0008 HOME INVESTMENT PARTNERSHIP		X	Y	ACTIVE	444,741
H2019	054	Neighborhood Outreach	M-19-MC-17-0203 HOME INVESTMENT PARTNERSHIP		X	Y	ACTIVE	260,556
68	054	Neighborhood Outreach	SINGLE FAMILY LOAN PROGRAM	X		N	ACTIVE	470,000
49	065	Police	AP-20-0069 STEP		X	Y	ACTIVE	125,742
63	065	Police	AP-21-xxxx STEP PENDING		X	Y	ACTIVE	101,118
44	065	Police	2018 BULLETPROOF VEST PARTNERSHIP (BVP)		X	Y	ACTIVE	28,400
54	065	Police	2019 BULLETPROOF VEST PARTNERSHIP (BVP)		X	Y	ACTIVE	15,099
66	065	Police	2020-VD-BX-0262 CORONAVIRUS (CARES) EMERGENCY SUPPLEMENTAL FUNDING		X	N	ACTIVE	99,423
59	070	Fire	EMW-2018-FO-05460 ASSISTANCE TO FIREFIGHTERS GRANT		X	Y	ACTIVE	80,932
67	070	Fire	EMW-2020-FG-01140 COVID-19 (CARES) SUPPLEMENTAL (AFG-S) GRANT		X	Y	PENDING	30,918
69	070	Fire	EMW-2019-FG-04351 ASSISTANCE TO FIREFIGHTERS GRANT		X	Y	ACTIVE	271,091
09334	082	Public Works	R-97-007-17 ILLINOIS JOBS NOW; BRUSH COLLEGE RD EXPENSION R-O-W	X		Y	ACTIVE	2,006,014
09335	082	Public Works	IL COMPETITIVE FREIGHT PROGRAM-BRUSH COLLEGE/FAIRES PKWY GRADE SEP		X	N	ACTIVE	25,000,000
09336	082	Public Works	PENDING-RAILROAD GRADE CROSSING PROTECTION FND GCPF BRUSH COLLEGE	X		N	ACTIVE	12,000,000
1406	082	Public Works	15-203002 IL DCEO (MIDWEST INLAND PORT TRANSPORTATION STUDY)	X		N	ON HOLD	250,000
1507	082	Public Works	IEPA L17-5329 WATER POLLUTION CONTROL-7TH WARD SEWER		X	Y	ACTIVE	9,203,831
1706	082	Public Works	CONTRIBUTED CAPITAL-MOUND ROAD/STEVENS CREEK WEST & MIDDLE BRIDGES		X	N	ACTIVE	2,000,000
1722	082	Public Works	IEPA L17-5498 WATER POLLUTION CONTROL-MCKINLEY SEWER		X	Y	ACTIVE	5,911,143
1805	082	Public Works	CONTRIBUTED CAPITAL-TAYLOR RD BRIDGE OVER WARD BRANCH		X	Y	ACTIVE	800,000
L2020	350	Library	FY2020 IL PUBLIC LIBRARY PER CAPITA GRANT	X		Y	PENDING	
61	350	Library	20-3031-PNG PROJECT NEXT GENERATION		X	Y	ACTIVE	14,900
F16-1	700	Mass Transit	IL-2016-027-00 FY1 OPERATING ASSISTANCE/CAPITAL		X	Y	ACTIVE	1,651,807
F17-2	700	Mass Transit	IL-2017-029-02 FY17 REPLACEMENT OF CARPETING & BUS STOP IMPROVEMENTS		X	Y	ACTIVE	153,802
F20	700	Mass Transit	IL-2020-004-00 OPERATING ASSISTANCE		X	Y	ACTIVE	1,800,000
FC191	700	Mass Transit	IL-2019-010-00 BUS PROCUREMENT GRANT		X	N	ACTIVE	4,662,000
FC20	700	Mass Transit	IL-2020-010-01 PENDING FY20 CAPITAL		X	Y	ACTIVE	296,100
64	700	Mass Transit	IL-2020-022-01-00 CARES ACT GRANT - CAPITAL		X	N	ACTIVE	1,500,000
65	700	Mass Transit	IL-2020-022-02-00 CARES ACT GRANT - OPERATING		X	N	ACTIVE	3,000,000
S20	700	Mass Transit	OP-20-47-IL #5063 FY-2020 DOWNSTATE OPERATING ASSISTANCE GRANT	X		Y	ACTIVE	12,162,700
S21	700	Mass Transit	OP-21-47-IL #pend FY-2021 DOWNSTATE OPERATING ASSISTANCE GRANT	X		Y	SUBMITTED	13,379,000
SC14	700	Mass Transit	CAP-14-1034-ILL #4464 CAPITAL GRANT	X		Y	ACTIVE	3,000,000
SC20	700	Mass Transit	CAP-20-xxxx-ILL #pend CAPITAL GRANT	X		Y	SUBMITTED	1,140,000
50	700	Mass Transit	TS-18-317, DECATUR COMPREHENSIVE OPERATIONS ANALYSIS		X	Y	ACTIVE	60,000
51	700	Mass Transit	TS-18-317, DECATUR COMPREHENSIVE OPERATIONS ANALYSIS	X		Y	ACTIVE	15,000
							Total	111,898,908
							Active	96,680,441

Bold print indicates information updated from previous month's report

City Treasurer's Financial Report
Expenditure Tracking

Div		Month of Fiscal Year / Fund	1 Jan	2 Feb	3 Mar	4 Apr	5 May	6 Jun	7 Jul	8 Aug	9 Sep	10 Oct	11 Nov	12 Dec	Actual YTD	Original Budget	Revised Budget	YTD % of Budget
General Government																		
010	LEGISLATIVE	10	8,357	2,507	2,636	3,495	2,502	2,426	2,336	2,868					27,127	63,000	63,000	43%
015	EXECUTIVE	10	56,242	51,188	51,240	80,159	47,220	56,248	52,844	54,431					449,571	697,661	697,661	64%
016	HUMAN RESOURCES	10	41,111	36,689	39,695	51,582	33,074	35,335	35,480	39,076					312,042	568,577	568,577	55%
017	INFORMATION TECHNOLOGIES	10	167,074	126,221	99,579	163,763	330,540	148,063	93,614	88,074					1,216,929	1,993,326	1,993,326	61%
018	CITY CLERK	10	1,027	415	347	699	212	160	1,683	558					5,103	11,130	11,130	46%
020	LEGAL	10	71,827	69,229	65,762	95,549	64,672	75,939	68,778	65,159					576,914	928,072	928,072	62%
035	FINANCE	10	104,434	97,229	93,995	186,711	106,691	97,417	91,101	120,226					897,804	1,547,756	1,547,756	58%
037	PURCHASING	10	20,080	17,429	17,431	26,183	17,228	19,726	17,093	17,203					152,373	280,114	280,114	54%
038	CIVIC CENTER	10	17,520	17,062	7,067	26,298	40,635	27,428	23,250	29,924					189,183	206,594	206,594	92%
039	CITY GENERAL ADMINISTATIVE	10	138,500	35,365	170,489	5,000	67,500	50,000	67,500	5,000					539,354	1,700,254	1,700,254	32%
	Sub Total		626,172	453,333	548,242	639,440	710,274	512,742	453,679	422,518	-	-	-	-	4,366,399	7,996,484	7,996,484	55%
Development Services																		
050	PLANNING & SUSTAINABILITY	10	42,232	38,553	37,208	61,786	43,515	36,598	38,692	36,423					335,006	651,371	651,371	51%
052	BUILDING INSPECTIONS	10	47,654	48,246	55,092	71,198	47,654	47,808	48,015	48,289					413,958	669,412	669,412	62%
053	NEIGHBORHOOD INSPECTIONS	10	52,335	54,314	41,590	113,807	112,152	136,770	108,438	123,148					742,554	965,179	965,179	77%
054	REVITALIZATION & HOUSING SERV	10	26,884	29,451	27,875	41,578	27,343	27,879	35,707	27,875					244,591	388,308	388,308	63%
055	ECONOMIC DEVELOPMENT	10	115,322	122,772	6,190	14,861	51,604	51,707	8,987	26,620					398,063	472,106	472,106	84%
	Sub Total		284,427	293,337	167,955	303,231	282,267	300,762	239,839	262,355	-	-	-	-	2,134,172	3,146,376	3,146,376	68%
Public Safety																		
065	POLICE	10	2,009,203	1,651,990	1,947,814	2,594,832	1,687,403	1,735,779	3,194,088	2,569,308					17,390,418	28,240,407	28,240,407	62%
070	FIRE	10	1,202,818	1,115,596	1,103,564	1,845,712	1,169,725	1,036,441	2,746,182	2,394,383					12,614,420	20,752,278	20,752,278	61%
	Sub Total		3,212,021	2,767,586	3,051,378	4,440,543	2,857,128	2,772,220	5,940,269	4,963,692	-	-	-	-	30,004,838	48,992,685	48,992,685	61%
Public Works																		
080	PUBLIC WORKS ADMIN	10	162,885	29,185	34,150	65,627	31,773	32,458	31,885	28,535					416,497	584,288	584,288	71%
082	ENGINEERING	10	86,214	84,400	85,777	124,670	85,789	97,066	80,360	81,585					725,861	1,389,888	1,389,888	52%
083	MUNICIPAL SERVICES	10	367,224	382,485	354,548	503,171	349,938	349,436	377,588	347,397					3,031,787	4,895,768	4,895,768	62%
084	STREETS	10	81,780	79,045	87,068	91,889	90,719	87,389	84,603	71,506					673,998	1,059,969	1,059,969	64%
086	TRAFFIC & PARKING	10	116,862	151,046	47,841	146,656	164,033	97,679	78,856	94,541					897,514	1,647,407	1,647,407	54%
088	URBAN FORESTRY	10	34,097	33,107	40,956	26,756	34,083	28,872	38,076	39,842					275,789	587,135	587,135	47%
	Sub Total		849,063	759,267	650,340	958,768	756,334	692,900	691,368	663,406	-	-	-	-	6,021,446	10,164,455	10,164,455	59%
	General Fund Expenditure Total		4,971,683	4,273,523	4,417,914	6,341,982	4,606,003	4,278,624	7,325,155	6,311,970	-	-	-	-	42,526,856	70,300,000	70,300,000	60%

City Treasurer's Financial Report
Expenditure Tracking

Div	Month of Fiscal Year	Fund	1 Jan	2 Feb	3 Mar	4 Apr	5 May	6 Jun	7 Jul	8 Aug	9 Sep	10 Oct	11 Nov	12 Dec	Actual YTD	Original Budget	Revised Budget	YTD % of Budget
Development Services																		
170	HOME PROGRAM	17	6,447	2,300	2,952	1,292	2,340	4,898	4,502	3,076					27,807	364,628	364,628	8%
171	PROGRAM DELIVERY COSTS	17	34,551	53	-	-	-	-	875	63,688					99,167	673,256	673,256	15%
181	PROJECTS	18	33,614	29,178	21,584	37,961	4,350	1,223	1,223	118,014					247,147	1,094,600	1,094,600	23%
183	REHAB PROJECTS	18	67,417	67,192	68,077	66,300	46,788	98,385	87,731	6,915					508,805	605,624	605,624	84%
184	ADMINISTRATION	18	23,079	17,833	22,618	24,056	3,891	1,735	208,969	1,614					303,794	469,591	469,591	65%
220	DUATS	22	-	208,566	15,070	152	228	55	75,899	-					299,971	349,120	349,120	86%
400	PEG PROJECTS	40	2,528	4,080	2,481	21,943	2,481	4,668	2,481	3,081					43,745	79,397	79,397	55%
701	MT-OPERATIONS	70	80,454	54,992	1,122,961	527,201	60,447	1,055,228	725,043	46,076					3,672,402	6,948,878	7,064,538	52%
702	MT-MAINTENANCE	70	69,246	20,813	110,979	46,936	38,023	15,116	23,322	11,003					335,438	450,136	450,136	75%
703	MT-TRANSPORTATION	70	93,441	65,219	242,815	26,326	18,097	18,823	39,061	33,195					536,977	706,294	706,294	76%
704	MT-INSURANCE	70	26,241	1,075	23,891	1,075	1,075	(39,386)	2,075	5,975					22,021	70,400	70,400	31%
705	MT-CAPITAL	70	4,429,161	1,214,053	-	-	12,661	-	81,245	-					5,737,120	6,104,000	6,104,000	94%
820	DCDF	82	632	5,238	297	-	85	5,224	559	54					12,090	155,000	155,000	8%
840	COMMUNITY REVITALIZATION	84	-	-	-	85	-	-	-	9,917					10,002	278,000	278,000	4%
841	COMM REVITALIZATION GRANT	84	77,578	45,405	41,240	2,450	8,963	700	4,700	21,753					202,788	2,164,000	2,164,000	9%
880	RECYCLING	88	48,517	64,954	51,991	54,414	58,217	53,677	59,674	8,609					400,053	657,067	657,067	61%
	Sub Total		4,992,904	1,800,950	1,726,956	810,192	257,647	1,220,347	1,317,360	332,970	-	-	-	-	12,459,326	21,169,991	21,285,651	59%
Redevelopment & TIF																		
190	OLDE TOWNE TIF	19	-	-	-	-	-	215,213	-	-					215,213	984,960	984,960	22%
200	SE PLAZA TIF	20	-	26,418	-	-	23,638	-	-	192,666					242,722	379,106	379,106	64%
210	WABASH CROSSING TIF	21	-	-	-	-	-	-	-	40,257					40,257	1,116,000	1,116,000	4%
230	EASTGATE TIF	23	-	-	-	-	-	324,481	-	9,337					333,818	308,009	308,009	108%
241	SOUTHSIDE TIF	24	-	-	-	-	-	31,143	-	-					31,143	60,200	60,200	52%
281	PINES SHOPPING CENTER TIF	28	-	100,511	-	-	-	-	-	-					100,511	100,725	100,725	100%
291	GRAND & OAKLAND TIF	29	-	166,673	-	-	-	-	-	-					166,673	168,243	168,243	99%
	Sub Total		-	293,602	-	-	23,638	570,837	-	242,259	-	-	-	-	1,130,336	3,117,243	3,117,243	36%
Public Safety																		
251	STATE DRUG ACTIVITIES	25	21,618	8,930	8,973	22,505	9,472	18,512	12,549	8,586					111,144	321,360	321,360	35%
260	DUI COURT FINES	26	7,969	24,727	1,136	676	(6,409)	972	5,338	(1,836)					32,573	151,000	151,000	22%
270	POLICE PROGRAMS/LAB	27	-	19	39	19	18,000	837	790	258					19,962	41,000	41,000	49%
302	FEDERAL DRUG ENFORCEMENT	30	-	-	-	-	-	299	-	5,495					5,794	150,000	150,000	4%
371	FOREIGN FIRE INSURANCE	37	12,023	18,386	12,860	11,423	20,094	18,609	7,026	10,516					110,937	137,000	137,000	81%
440	2018 PROJECT FUND	44	190,206	2,697	254,064	28,578	136,072	20,832	347	15,431					648,228	6,261,016	6,261,016	10%
	Sub Total		231,816	54,758	277,073	63,201	177,229	60,060	26,050	38,450	-	-	-	-	928,639	7,061,376	7,061,376	13%
Debt Service																		
504	DS-2018 BOND-FIRE STATIONS	50	-	465,800	-	-	-	-	-	190,400					656,200	656,200	656,200	100%
505	DS-2018 BOND-FIRE RENOVATIONS	50	-	94,175	-	-	-	-	-	38,075					132,250	132,250	132,250	100%
506	DS-2019 BOND	50	-	-	-	-	-	85,740	-	-					85,740	276,480	276,480	31%
516	DS-2010A BOND	50	-	-	-	-	-	12,350	-	-					12,350	545,700	545,700	2%
518	DS-2010C BOND	50	-	-	-	-	-	12,150	-	-					12,150	137,800	137,800	9%
521	DS-2012 GO BOND	50	-	704,376	-	-	-	-	-	41,931					746,307	746,322	746,322	100%
	Sub Total		-	1,264,351	-	-	-	110,240	-	270,406	-	-	-	-	1,644,997	2,494,752	2,494,752	66%

Div	Month of Fiscal Year	Fund	1 Jan	2 Feb	3 Mar	4 Apr	5 May	6 Jun	7 Jul	8 Aug	9 Sep	10 Oct	11 Nov	12 Dec	Actual YTD	Original Budget	Revised Budget	YTD % of Budget
Public Works & Capital															-			
420	LOCAL MFT INITIATIVE PROJECTS	42	1,070	417	129,727	12,643	2,867	1,077	302,021	427,973					877,794	1,655,004	1,655,004	53%
421	LOCAL STREET CAP PROJECTS	42	-	598,143	-	-	-	-	-	589,703					1,187,846	1,191,429	1,191,429	100%
451	CAPITAL STREET PROJECTS	45	5,000	76,924	505,000	5,000	5,000	5,000	5,000	5,000					611,924	1,042,250	1,042,250	59%
460	MFT PROJECTS	46	353,470	624,662	274,234	1,125,208	62,109	375,086	430,812	771,510					4,017,090	10,699,966	10,699,966	38%
601	FLEET OPERATIONS	60	107,611	138,262	117,126	137,194	132,152	117,791	679,871	134,724					1,564,732	1,697,302	2,266,573	69%
602	FLEET INVENTORY	60	22,499	56,204	93,534	61,684	51,911	69,413	72,888	63,549					491,681	1,225,600	1,225,600	40%
611	POLICE CAPITAL	61	33,791	3,677	2,601	34,816	1,813	13,826	35,605	124,632					250,762	684,639	684,639	37%
612	FIRE CAPITAL	61	-	77,541	1,118	68,762	-	115,004	-	-					262,425	186,303	186,303	141%
613	PUBLIC WORKS CAPITAL	61	-	66,174	-	-	9,821	-	-	36,224					112,219	268,711	268,711	42%
780	STORM WATER PROJECTS	78	60,178	63,130	68,521	71,877	62,019	61,597	162,186	72,706					622,213	2,157,100	2,157,100	29%
782	STORM DEBT SERVICE-2017 IEPA	78	-	-	-	-	109,656	-	-	-					109,656	206,332	206,332	53%
790	SEWER PROJECTS	79	224,688	586,188	1,303,497	1,645,945	1,375,359	1,118,500	346,495	325,352					6,926,024	13,529,122	13,529,122	51%
792	SEWER DEBT SERVICE-2013 IEPA	79	-	-	-	229,848	-	-	-	-					229,848	459,695	459,695	50%
793	SEWER DEBT SERVICE-2015 IEPA	79	66,351	-	-	-	-	66,351	-	-					132,702	132,702	132,702	100%
794	SEWER DEBT SERVICE-2015 IEPA	79	-	-	254,060	-	-	-	-	-					254,060	508,121	508,121	50%
	Sub Total		874,658	2,291,322	2,749,419	3,392,976	1,812,707	1,943,646	2,034,877	2,551,372	-	-	-	-	17,650,977	35,644,276	36,213,547	49%
Library																		
351	LIBRARY OPERATIONS	35	291,465	279,410	302,547	382,654	288,871	290,881	351,617	300,940					2,488,385	3,985,458	3,985,458	62%
582	LIBRARY CAPITAL PROJECTS	58	-	-	-	-	-	-	-	-					-	250,000	250,000	0%
591	DPL-CANTONI TRUST	59	-	-	-	-	-	-	-	-					-	-	-	-
592	DPL-MEYER TRUST	59	1,977	2,015	2,000	3,000	7,613	2,028	2,000	2,000					22,634	47,000	47,000	48%
594	DPL-DONATIONS	59	-	-	715	-	-	175	151	124					1,164	30,000	30,000	4%
	Sub Total		293,441	281,425	305,262	385,654	296,484	293,085	353,768	303,064	-	-	-	-	2,512,183	4,312,458	4,312,458	58%
Other Miscellaneous																		
340	BUILDING FUND	34	9,112	265,948	28,677	333,937	35,509	338,726	94,237	28,956					1,135,102	1,080,010	1,080,010	105%
360	BAND	36	1,709	576	213	213	2,213	213	4,248	9,656					19,041	96,581	96,581	20%
641	RISK MANAGEMENT	64	25,201	16,186	21,836	17,231	37,079	93,389	43,062	101,242					355,226	429,493	429,493	83%
642	WORKER'S COMPENSATION	64	176,355	141,928	288,754	116,521	185,955	58,013	82,971	119,139					1,169,635	2,004,250	2,004,250	58%
643	LIABILITY PROPERTY & CASUALTY	64	(38,271)	18,486	140,293	9,524	-	63,196	12,018	-					205,245	732,000	732,000	28%
651	MEDICAL INSURANCE	65	865,276	714,879	905,377	767,281	719,674	755,895	742,903	777,248					6,248,534	11,812,424	11,812,424	53%
653	UNEMPLOYMENT INSURANCE	65	-	-	-	-	-	-	-	-					-	18,000	18,000	0%
770	FIBER OPTICS	77	-	4,736	3,000	3,000	3,000	12,929	3,000	3,000					32,665	866,000	866,000	4%
850	GRANTS	85	-	-	-	-	-	-	-	-					-	75,000	75,000	0%
	Sub Total		1,039,381	1,162,739	1,388,150	1,247,707	983,429	1,322,362	982,439	1,039,241	-	-	-	-	9,165,448	17,113,758	17,113,758	54%
Water Utility & Capital																		
801	WATER PRODUCTION	80	272,592	465,548	361,537	406,196	472,996	434,315	363,921	399,401					3,176,505	5,428,244	5,428,244	59%
802	WATER LAKE SERVICES	80	85,819	100,407	62,128	64,954	63,308	75,128	90,844	115,918					658,506	1,457,389	1,457,389	45%
803	WATER ADMINISTRATION	80	331,747	332,369	346,397	340,563	330,310	336,778	347,131	2,331,814					4,697,108	6,803,233	6,803,233	69%
804	WATER SERVICES	80	269,253	269,094	292,676	320,117	272,513	242,040	239,515	256,292					2,161,500	3,583,346	3,583,346	60%
805	UTILITY CUSTOMER SERVICE	80	69,262	87,037	101,834	103,794	68,746	90,390	85,159	84,283					690,505	994,379	994,379	69%
808	WATER DEBT SERV-GO BONDS	80	-	6,539,409	450	-	475	459,561	-	1,860,484					8,860,380	11,176,272	11,176,272	79%
809	WATER DEBT-NITRATE FACILITY	80	-	-	-	-	242,179	-	-	-					242,179	484,538	484,538	50%
80B	WATER DEBT-MAIN&FRANK TANK	80	180,840	-	-	-	-	180,840	-	-					361,681	361,681	361,681	100%
80C	WATER DEBT-ENERGY PROJECT	80	-	331,436	-	-	331,436	-	12,553,249	367,531					13,583,653	1,335,101	13,864,351	98%
811	WATER NON LAKE CAPITAL	81	13,371	336,453	51,458	5,775	421,948	503,135	332,012	337,202					2,001,353	5,790,186	5,790,186	35%
812	WATER LAKE CAPITAL	81	29,565	-	-	-	19,963	23,533	-	42,594					115,655	1,140,000	1,140,000	10%
890	WATER BONDS	89	-	-	-	-	-	-	-	24,441					24,441	3,303,547	3,303,547	1%
	Sub Total		1,252,449	8,461,754	1,216,481	1,241,398	2,223,874	2,345,721	14,011,830	5,819,959	-	-	-	-	36,573,466	41,857,916	54,387,166	67%
Fudiciary Trust & Agency																		
900	FIRE PENSION	90	722,612	717,339	695,944	767,400.69	742,462	736,655	742,149	781,490					5,906,052	9,292,580	9,292,580	64%
910	POLICE PENSION	91	746,579	748,680	736,152	751,585.31	747,386	736,128	727,507	783,674					5,977,692	9,522,476	9,522,476	63%
	Sub Total		1,469,191	1,466,020	1,432,096	1,518,986	1,489,848	1,472,783	1,469,656	1,565,164	-	-	-	-	11,883,744	18,815,056	18,815,056	63%
	Grand Total Expenditures		15,125,524	21,350,444	13,513,349	15,002,097	11,870,860	13,617,704	27,521,134	18,474,857	-	-	-	-	136,475,970	221,886,826	235,101,007	58%

City of Decatur
Water Utility Financial Report
Operating Fund Statement of Revenue and Expense

Month of: ***August 2020***

US$ (whole)	Current Month Actual	Current Month Budget	O(U) Budget	Prior Year Actual	O(U) Prior Year	Current YTD Actual	Current YTD Budget	O(U) Budget	Prior YTD Actual	O(U) Prior Year
Revenue										
Water Sales	2,733,552	2,734,767	(1,215)	2,726,050	7,502	19,376,909	19,384,816	(7,907)	19,323,029	53,880
UCB Billing Reimb	43,985	45,518	(1,533)	40,239	3,746	365,689	358,025	7,664	316,151	49,538
Tapping Fees	60	2,117	(2,057)	1,936	(1,876)	10,914	12,197	(1,283)	11,154	(240)
Lake Permits/Lic (50%)	5,192	2,997	2,195	-	5,192	107,690	108,140	(450)	-	107,690
Interest Income	153	11,177	(11,024)	3,052	(2,899)	14,986	103,720	(88,734)	28,320	(13,334)
Other Income	3,550	2,852	698	5,660	(2,110)	12,782,637	172,112	12,610,525	220,650	12,561,987
Total Revenue	2,786,492	2,799,428	(12,936)	2,776,937	9,555	32,658,825	20,139,010	12,519,815	19,899,304	12,759,521
Cost of Service										
Water Production	399,401	440,296	(40,895)	410,859	(11,458)	3,176,506	3,232,592	(56,086)	3,028,943	147,563
Water Services	256,292	282,972	(26,680)	268,066	(11,774)	2,161,500	2,366,741	(205,241)	2,172,860	(11,360)
Total Cost of Service	655,693	723,268	(67,575)	678,925	(23,232)	5,338,006	5,599,333	(261,327)	5,201,803	136,203
% of Revenue	23.5%	25.8%		24.4%		16.3%	27.8%		26.1%	
Water Gross Margin	2,130,799	2,076,160	54,639	2,098,012	32,787	27,320,819	14,539,677	12,781,142	14,697,501	12,623,318
% of Revenue	76.5%	74.2%		75.6%		83.7%	72.2%		73.9%	
Operating Expense										
Lake Management	115,918	102,426	13,492	79,499	36,419	658,506	949,523	(291,017)	654,193	4,313
Water Administration	331,814	324,748	7,066	324,823	6,991	2,697,109	2,727,997	(30,888)	2,733,131	(36,022)
Customer Service	84,283	88,944	(4,661)	97,739	(13,456)	690,505	655,958	34,547	707,741	(17,236)
Total Operating Expense	532,015	516,118	15,897	502,061	29,954	4,046,120	4,333,478	(287,358)	4,095,065	(48,945)
% of Revenue	19.1%	18.4%		18.1%		12.4%	21.5%		20.6%	
Margin Before Debt Service	1,598,784	1,560,042	38,742	1,595,951	2,833	23,274,699	10,206,199	13,068,500	10,602,436	12,672,263
% of Revenue	57.4%	55.7%		57.5%		71.3%	50.7%		53.3%	
Debt Service										
GO Bond Debt	1,860,484	1,860,484	-	1,959,034	(98,550)	8,860,379	8,859,080	1,299	9,188,482	(328,103)
IEPA - Nitrate Facility	-	-	-	-	-	242,179	242,179	-	242,179	-
IEPA - Water Tower	-	-	-	-	-	361,680	361,681	(1)	361,681	(1)
JCI - Auto Water Meter	367,531	331,437	36,094	322,548	44,983	13,583,652	994,309	12,589,343	967,644	12,616,008
Total Debt Service	2,228,015	2,191,921	36,094	2,281,582	(53,567)	23,047,890	10,457,249	12,590,641	10,759,986	12,287,904
% of Revenue	80.0%	78.3%		82.2%		70.6%	51.9%		54.1%	
Operating Income	(629,231)	(631,879)	2,648	(685,631)	56,400	226,809	(251,050)	477,859	(157,550)	384,359
% of Revenue	-22.6%	-22.6%		-24.7%		0.7%	-1.2%		-0.8%	
Transfer to Capital										
CapEx Funding	2,000,000	1,000,000	1,000,000	-	2,000,000	2,000,000	2,000,000	-	2,000,000	-
Income after Capital Transfer	(2,629,231)	(1,631,879)	(997,352)	(685,631)	(1,943,600)	(1,773,191)	(2,251,050)	477,859	(2,157,550)	384,359
% of Revenue	-94.4%	-58.3%		-24.7%		-5.4%	-11.2%		-10.8%	

Balance Sheet Items (Operating Fund)		
Cash	3,116,473	3,278,286
Interfund AR	-	
Investments	-	-
Total Cash & Investments	3,116,473	3,278,286
Accounts Receivable	2,650,509	2,725,439

Prepared By: *Office of the City Treasurer*

City of Decatur
Water Utility Financial Report
Capital Fund Statement of Revenue and Expense

Month of: ***August 2020***

	Current Month Actual	Current YTD Actual	Current YTD Budget	O(U) Budget	Full Year Budget	Comments
Revenue						
CapEx Funding	2,000,000	2,000,000	2,000,000	-	2,750,000	*CapEx funding from Water Operating Fund*
ADM Cost Share	-	1,000,000	1,000,000	-	1,000,000	*Actual ADM cost share*
Other	531	68,286	413,110	(344,824)	480,000	
Total Revenue	2,000,531	3,068,286	3,413,110	(344,824)	4,230,000	
CapEx Project Spending						
Operating CapEx	15,799	98,447	320,000	(221,553)	480,000	
Professional Services	-	56,501	11,058	45,443	120,000	
Capital Equipment	-	23,665	380,000	(356,335)	830,000	
Water Distribution	-	-	35,000	(35,000)	35,000	
Water Main Replacement	318,739	1,734,182	2,407,353	(673,171)	3,550,000	
Water System Improv	2,664	84,624	173,904	(89,280)	250,000	
SWTP CapEx	-	3,933	173,282	(169,349)	525,186	
Lake Operating	42,594	115,655	-	115,655	950,000	
EPA Non Source	-	-	25,000	(25,000)	25,000	
Sediment Control	-	-	35,000	(35,000)	35,000	
Additional Water Supply	-	-	130,000	(130,000)	130,000	
xxxx	-	-	-	-	-	
xxxx	-	-	-	-	-	
xxxx	-	-	-	-	-	
Total CapEx Spending	379,796	2,117,007	3,690,597	(1,573,590)	6,930,186	
Surplus (Deficit)	1,620,735	951,279	(277,487)		(2,700,186)	

Capital Fund Cash Position

Cash at January 1, 2019	3,778,676		
Current Cash Position	3,661,530	*Cash Position Target at December 31, 2019*	962,807
Interfund AR	1,681,816		
included in cash above	-		

Prepared By: *Office of the City Treasurer*

City of Decatur home

Water Utility Financial Report

Key Metrics

August 2020

	Jan	Feb	Mar	Apr	May	Jun	Jul	Aug	Sep	Oct	Nov	Dec	Year	YTD Comparison
Current Year														
Water Bill Count														
Original Bills														
Residential	27,465	24,550	27,457	26,983	25,987	27,313	28,264	24,899					212,918	
Industrial	32	32	32	32	32	32	32	32					256	
Commercial	2,740	2,544	2,703	2,741	2,571	2,751	2,759	2,502					21,311	
Total	30,237	27,126	30,192	29,756	28,590	30,096	31,055	27,433	-	-	-	-	234,485	99.0%
Delinquent Bills														
Residential	8,038	6,813	2,918	-	-	-	7,657	7,391					32,817	
Industrial	-	-	-	-	-	-	-	2					2	
Commercial	369	254	84	-	-	-	354	350					1,411	
Total	8,407	7,067	3,002	-	-	-	8,011	7,743	-	-	-	-	34,230	55.1%
Total Bill Count	38,644	34,193	33,194	29,756	28,590	30,096	39,066	35,176	-	-	-	-	268,715	89.9%
Cubit Feet Consumption Billed														
Residential	11,707,150	10,372,676	11,006,905	11,570,632	11,344,622	13,462,541	14,570,749	12,823,011					96,858,286	99.0%
Industrial	40,279,029	41,245,674	39,936,974	40,084,847	39,100,450	40,520,032	41,592,307	42,378,285					325,137,598	95.3%
Commercial	9,711,877	9,498,783	9,776,629	9,805,724	9,165,715	10,312,031	12,827,785	13,640,066					84,738,610	97.1%
Total	61,698,056	61,117,133	60,720,508	61,461,203	59,610,787	64,294,604	68,990,841	68,841,362	-	-	-	-	506,734,494	96.3%
Water Shut Offs	458	350	293	-	-	-	424	1,113					2,638	99.4%
Customer Service Telephone Calls	5,497	4,608	4,192	4,230	3,928	4,323	5,181	5,970					37,929	96.2%
Water Billed $														
Residential	$ 703,504	$ 624,756	$ 667,568	$ 694,615	$ 683,053	$ 805,721	$ 860,970	$ 756,041					$ 5,796,227	101.1%
Industrial	$ 1,071,513	$ 1,094,639	$ 1,039,106	$ 1,041,534	$ 1,021,588	$ 1,079,706	$ 1,103,612	$ 1,123,935					$ 8,575,633	98.6%
Commercial	$ 498,734	$ 476,749	$ 495,919	$ 496,529	$ 470,317	$ 531,365	$ 616,283	$ 628,235					$ 4,214,131	100.6%
Total	$ 2,273,751	$ 2,196,143	$ 2,202,592	$ 2,232,677	$ 2,174,959	$ 2,416,791	$ 2,580,866	$ 2,508,212	$ -	$ -	$ -	$ -	$ 18,585,991	99.8%
Penalty $	$ 12,927	$ 10,837	$ 4,533	$ -	$ -	$ -	$ 16,113	$ 14,390					$ 58,801	47.3%
Total Billed	$ 2,286,678	$ 2,206,981	$ 2,207,125	$ 2,232,677	$ 2,174,959	$ 2,416,791	$ 2,596,979	$ 2,522,601	$ -	$ -	$ -	$ -	$ 18,644,792	99.5%
Water Gallonage														
Gallons (000)	311,890	302,030	341,650	311,760	316,670	335,640	332,560	360,390					2,612,590	112.4%
$ Billed	$ 94,815	$ 91,817	$ 103,862	$ 94,775	$ 96,268	$ 102,035	$ 101,098	$ 109,559					$ 794,227	112.4%
Water Billed vs Cash Receipts														
Billed $	$ 2,381,493	$ 2,298,798	$ 2,310,987	$ 2,327,452	$ 2,271,227	$ 2,518,826	$ 2,698,078	$ 2,632,160	$ -	$ -	$ -	$ -	$ 19,439,020	99.9%
Cash Revenue $	$ 2,414,571	$ 2,333,114	$ 2,314,542	$ 2,269,760	$ 2,215,974	$ 2,439,581	$ 2,655,815	$ 2,733,552					$ 19,376,908	100.3%
% Cash to Billed	101.4%	101.5%	100.2%	97.5%	97.6%	96.9%	98.4%	103.9%	-	-	-	-	99.7%	
Prior Year														
Water Bill Count														
Original Bills														
Residential	27,735	25,525	26,305	27,644	28,607	23,764	28,621	27,007	24,637	27,701	24,026	28,618	320,190	
Industrial	32	32	32	32	32	32	32	32	32	32	32	32	384	
Commercial	2,765	2,541	2,649	2,689	2,831	2,443	2,783	2,697	2,496	2,787	2,381	2,873	31,935	
Total	30,532	28,098	28,986	30,365	31,470	26,239	31,436	29,736	27,165	30,520	26,439	31,523	352,509	
Delinquent Bills														
Residential	7,993	6,901	6,706	6,950	8,032	6,910	7,749	8,147	7,136	8,437	6,086	8,592	89,639	
Industrial	-	-	-	-	-	-	-	25	2	-	-	-	27	
Commercial	376	375	287	305	350	377	333	324	345	390	356	366	4,184	
Total	8,369	7,276	6,993	7,255	8,382	7,287	8,082	8,496	7,483	8,827	6,442	8,958	93,850	
Total Bill Count	38,901	35,374	35,979	37,620	39,852	33,526	39,518	38,232	34,648	39,347	32,881	40,481	446,359	
Cubit Feet Consumption Billed														
Residential	12,041,691	11,407,635	10,584,868	11,506,204	12,111,824	11,249,039	14,021,911	14,869,628	12,152,490	12,930,056	10,566,313	12,114,225	145,555,884	
Industrial	41,841,009	41,375,005	37,010,223	43,526,726	42,700,648	44,404,008	45,261,989	45,128,038	45,878,359	43,707,149	38,624,948	40,522,893	509,980,995	
Commercial	9,753,438	9,597,629	9,383,432	10,020,604	10,261,031	10,785,982	12,932,760	14,513,563	14,131,344	13,628,215	10,645,390	10,358,306	136,011,694	
Total	63,636,138	62,380,269	56,978,523	65,053,534	65,073,503	66,439,029	72,216,660	74,511,229	72,162,193	70,265,420	59,836,651	62,995,424	791,548,573	
Water Shut Offs	339	340	300	341	317	286	370	361	344	385	318	365	4,066	
Customer Service Tphone Calls	4,819	4,615	4,383	4,780	5,124	4,787	5,481	5,443	5,231	5,376	4,846	5,576	60,461	
Water Billed $														
Residential	$ 707,015	$ 664,990	$ 628,859	$ 681,520	$ 717,380	$ 665,840	$ 818,685	$ 850,040	$ 709,288	$ 759,172	$ 632,034	$ 727,674	$ 8,562,497	
Industrial	$ 1,052,018	$ 1,037,122	$ 944,448	$ 1,115,622	$ 1,073,867	$ 1,136,982	$ 1,154,858	$ 1,183,611	$ 1,168,646	$ 1,120,429	$ 1,013,463	$ 1,053,726	$ 13,054,792	
Commercial	$ 485,581	$ 467,965	$ 463,160	$ 491,233	$ 509,097	$ 516,558	$ 602,414	$ 652,443	$ 630,888	$ 624,932	$ 508,457	$ 527,206	$ 6,479,934	
Total	$ 2,244,614	$ 2,170,077	$ 2,036,467	$ 2,288,375	$ 2,300,344	$ 2,319,380	$ 2,575,957	$ 2,686,094	$ 2,508,822	$ 2,504,533	$ 2,153,954	$ 2,308,606	$ 28,097,223	
Penalty $	$ 12,791	$ 11,939	$ 10,836	$ 10,622	$ 12,709	$ 11,456	$ 13,507	$ 40,523	$ 13,902	$ 16,313	$ 11,404	$ 15,200	$ 181,202	
Total Billed	$ 2,257,405	$ 2,182,016	$ 2,047,303	$ 2,298,997	$ 2,313,053	$ 2,330,836	$ 2,589,464	$ 2,726,617	$ 2,522,724	$ 2,520,846	$ 2,165,358	$ 2,323,806	$ 28,278,425	
Water Gallonage														
Gallons (000)	265,330	260,890	288,360	265,660	273,250	297,130	347,210	326,990	340,010	321,630	293,080	303,380	3,582,920	
$ Billed	$ 80,660	$ 79,311	$ 87,661	$ 80,761	$ 83,068	$ 90,328	$ 105,552	$ 99,405	$ 103,363	$ 97,776	$ 89,096	$ 92,228	$ 1,089,208	
Water Billed vs Cash Receipts														
Billed $	$ 2,338,065	$ 2,261,327	$ 2,134,964	$ 2,379,758	$ 2,396,121	$ 2,421,164	$ 2,695,016	$ 2,826,022	$ 2,626,087	$ 2,618,622	$ 2,254,454	$ 2,416,034	$ 29,367,633	
Cash Revenue $	$ 2,351,452	$ 2,242,273	$ 2,222,173	$ 2,394,054	$ 2,355,840	$ 2,366,561	$ 2,664,736	$ 2,726,050	$ 2,696,817	$ 2,672,361	$ 2,267,038	$ 2,436,758	$ 29,396,115	
% Cash to Billed	100.6%	99.2%	104.1%	100.6%	98.3%	97.7%	98.9%	96.5%	102.7%	102.1%	100.6%	100.9%	100.1%	

City of Decatur
Treasurer's Financial Report
Headcount Staffing Level

Period Ending: **August 2020**

	2020 Budget	Current Year Staffing Levels Jan	Feb	Mar	Apr	May	Jun	Jul	Aug	Sep	Oct	Nov	Dec	Prior Yr End
Full Time Staffing														
Executive	6	6	6	6	6	6	6	6	6					4
Finance	22	21	21	21	21	21	21	21	21					20
Human Resources	4	4	4	4	4	4	4	4	4					4
Information Technology	10	10	10	10	10	10	10	10	10					10
Corporation Counsel	7	7	7	7	7	7	7	7	7					7
Economic & Community Dev	20	19	18	19	19	19	19	19	19					20
Public Safety	267	268	268	265	260	257	256	255	254					258
Public Works	113	111	111	110	111	111	110	109	109					110
Total Full Time	449	446	445	442	438	435	433	431	430	0	0	0	0	433
Part Time Staffing														
Executive														0
Legislative	7	7	7	7	7	7	7	7	7					7
Finance														0
Human Resources														0
Information Technology														0
Corporation Counsel														0
Planning & Building Services														0
Neighborhood Services														0
Public Safety	2	2	2	2	2	2	2	2	2					2
Public Works														1
PW Water Management						4	5	5	5					0
Total Temporary	9	9	9	9	9	13	14	14	14	0	0	0	0	10
Total City Staff Headcount	458	455	454	451	447	448	447	445	444	0	0	0	0	443

Note: *Above report includes all City Staff, Full Time and Temporary W-2 EE's*

Supplementary Statistics - Full Time Staffing

General Fund Only	388	386	385	382	378	375	373	371	370					375
Staffing Increase		13	1	1	2	0	1	0	0					28
Staffing Decrease		2	2	4	6	3	3	2	1					28
Turnover Rate - ***Year to Date***		0.5%	1.0%	2.1%	3.7%	4.5%	5.4%	5.9%	6.2%					7.5%
All Other Funds	61	60	60	60	60	60	60	60	60					58
Staffing Increase		2	0	0	0	0	0	0	0					2
Staffing Decrease		0	0	0	0	0	0	0	0					2
Turnover Rate - ***Year to Date***		0.0%	0.0%	0.0%	0.0%	0.0%	0.0%	0.0%	0.0%					3.4%
		-	-	-	-	-	-	-	-	-	-	-	-	

City of Decatur
Treasurer's Financial Report
Headcount Staffing Level

Period Ending: **August 2020**

	2020 Budget	Current Year Staffing Levels Jan	Feb	Mar	Apr	May	Jun	Jul	Aug	Sep	Oct	Nov	Dec	Prior Yr End
Full Time Staff														
Executive														
Executive	3	3	3	3	3	3	3	3	3					3
City Clerk	1	1	1	1	1	1	1	1	1					1
Mass Transit	2	2	2	2	2	2	2	2	2					0
Total	6	6	6	6	6	6	6	6	6	0	0	0	0	4
Financial Management														
Finance	13	12	12	12	12	12	12	12	12					11
Purchasing	2	2	2	2	2	2	2	2	2					2
Water Customer Service	7	7	7	7	7	7	7	7	7					7
Total	22	21	21	21	21	21	21	21	21	0	0	0	0	20
Human Resources	4	4	4	4	4	4	4	4	4					4
Information Technology	10	10	10	10	10	10	10	10	10					10
Corporation Legal Counsel	7	7	7	7	7	7	7	7	7					7
Economic & Community Devel														
Planning & Sustainability	6	5	5	5	5	5	5	5	5					5
Building Inspections	6	6	6	6	6	6	6	6	6					6
Neighborhood Inspection	5	5	4	5	5	5	5	5	5					5
Revitalization & Housing Serv	3	3	3	3	3	3	3	3	3					3
Mass Transit	0													1
Total	20	19	18	19	19	19	19	19	19	0	0	0	0	20
Public Safety														
Fire	109	109	109	109	104	101	101	100	100					109
Police	158	159	159	156	156	156	155	155	154					149
Total	267	268	268	265	260	257	256	255	254	0	0	0	0	258
Public Works														
PW Administration	2	2	2	2	2	2	2	2	2					2
PW Engineering	12	11	11	11	11	11	10	10	10					11
PW Municipal Services	47	47	47	46	47	47	47	46	46					47
Fleet Maintenance	8	8	8	8	8	8	8	8	8					8
Water Production (Admin)	2	2	2	2	2	2	2	2	2					2
Water Production (Lake)	4	4	4	4	4	4	4	4	4					4
Water Production	15	14	14	14	14	14	14	14	14					13
Water Services	23	23	23	23	23	23	23	23	23					23
Total	113	111	111	110	111	111	110	109	109	0	0	0	0	110
Total City Staffing	449	446	445	442	438	435	433	431	430	0	0	0	0	433
		-	-	-	-	-	-	-	-	-	-	-	-	-

Note: *Above report includes all Full Time W-2 EE's*

City of Decatur
Treasurer's Financial Report
Headcount Staffing Level

Period Ending: **August 2020**

	2020 Budget	Current Year Staffing Levels Jan	Feb	Mar	Apr	May	Jun	Jul	Aug	Sep	Oct	Nov	Dec	Prior Yr End
Part Time / Temporary Staff														
Executive														
City Clerk														
Total	0	0	0	0	0	0	0	0	0	0	0	0	0	0
Legislative	7	7	7	7	7	7	7	7	7					7
Financial Management														
Finance														
Purchasing														
Risk Management														
Water Customer Service														
Total	0	0	0	0	0	0	0	0	0	0	0	0	0	0
Information Technology														0
Human Resources														0
Corporation Legal Counsel														0
Economic & Community Devel														
Planning & Sustainability														
Building Inspections														
Neighborhood Inspection														
Revitalization & Housing Serv														
Mass Transit														
Total	0	0	0	0	0	0	0	0	0	0	0	0	0	0
Public Safety														
Fire														
Police	2	2	2	2	2	2	2	2	2					2
Total	2	2	2	2	2	2	2	2	2	0	0	0	0	2
Public Works														
Administration														
Engineering														1
Municipal Services														
Water Administration														
Water Production														
Water Services						4	5	5	5					
Total	0	0	0	0	0	4	5	5	5	0	0	0	0	1
Total City Staffing	9	9	9	9	9	13	14	14	14	0	0	0	0	10
		-	-	-	-	-	-	-	-	-	-	-	-	

Note: *Above report includes all Temporary W-2 EE's*

STATE SALES TAX

MONTH	2011	2012	2013	2014	2015	2016	2017	2018	2019	2020	
	Actual	Actual	Actual	Actual	Actual	Actual	Actual	Actual	Actual		
JANUARY	916,053	939,211	918,325	938,684	963,009	946,811	902,833	882,653	984,872	984,354	A
FEBRUARY	1,104,610	935,641	880,247	914,587	941,678	904,631	899,838	917,921	935,303	955,006	A
MARCH	1,140,844	1,158,700	1,076,758	1,106,071	1,120,789	1,119,498	1,107,270	1,088,364	1,093,971	1,112,877	A
APRIL	844,138	871,624	856,724	825,291	857,417	824,458	789,769	840,607	801,923	850,408	A
MAY	851,665	986,897	884,323	868,465	877,404	867,538	837,972	819,180	845,440	849,934	A
JUNE	941,869	1,021,804	954,864	974,156	978,888	940,736	957,693	978,292	975,295	909,787	A
JULY	966,695	918,786	922,915	935,127	944,686	887,325	906,452	942,693	968,093	858,962	A
AUGUST	942,384	991,930	796,714	1,028,409	992,900	943,818	935,012	1,010,708	1,011,477	945,270	A
SEPTEMBER	976,252	951,845	948,422	979,712	1,006,626	994,684	953,644	978,357	930,277	793,826	P
OCTOBER	942,225	911,934	925,873	981,740	991,641	933,239	891,372	943,494	979,187	864,689	P
NOVEMBER	955,438	1,001,513	964,174	961,614	1,003,087	962,595	934,414	991,142	967,297	865,511	P
DECEMBER	965,215	906,055	919,141	969,684	976,633	916,175	935,863	935,419	930,430	839,668	P
TOTALS	**11,547,387**	**11,595,938**	**11,048,482**	**11,483,540**	**11,654,760**	**11,241,506**	**11,052,132**	**11,328,832**	**11,423,564**	**10,830,293**	

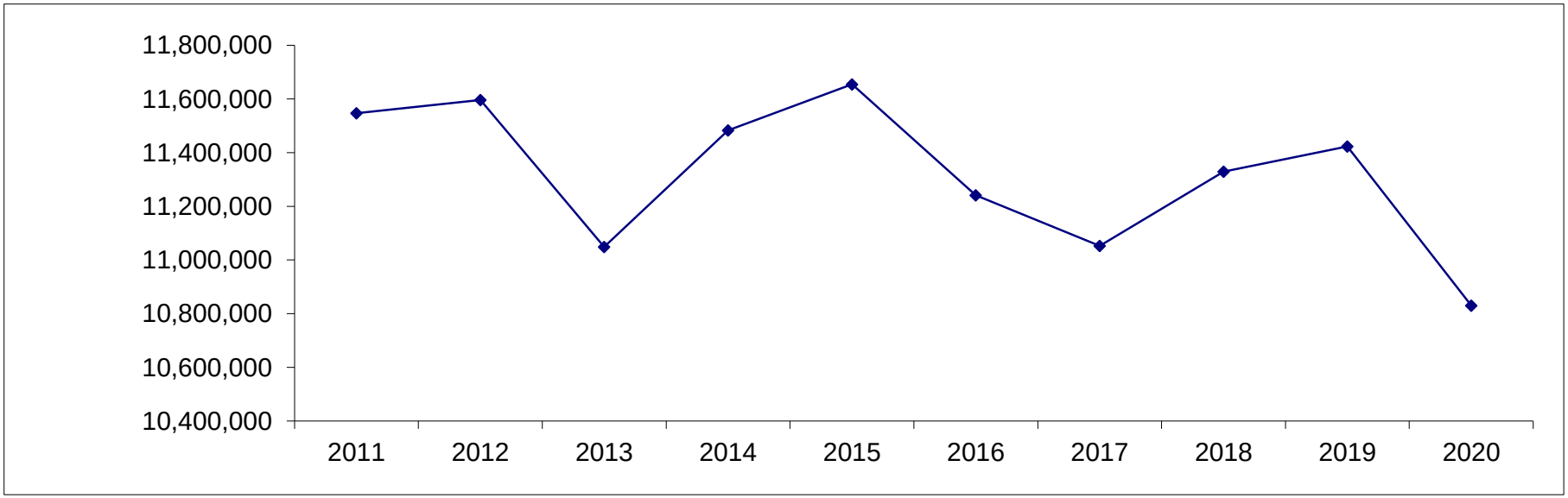

Funds split in General, Southeast TIF, Eastgate TIF, Pines TIF and Grand/Oakland TIF funds

LOCAL SALES TAX

MONTH	2011	2012	2013	2014	2015	2016	2017	2018	2019	2020	
	Actual	Actual	Actual	Actual	Actual	Actual	Actual	Actual	Actual		
JANUARY	841,530	914,456	861,196	887,481	889,089	848,993	818,066	807,770	892,334	880,608	A
FEBRUARY	880,959	911,162	880,506	862,759	863,243	833,995	838,995	837,288	864,722	856,677	A
MARCH	1,105,939	1,088,443	1,012,286	1,022,997	1,000,115	1,036,321	995,383	959,353	963,236	960,429	A
APRIL	767,991	758,516	773,089	739,227	739,805	703,472	702,734	712,309	698,869	734,157	A
MAY	761,238	929,937	775,938	779,506	764,685	744,767	729,878	716,975	739,341	727,854	A
JUNE	863,436	942,726	853,033	865,335	832,374	840,488	855,602	852,317	858,115	765,429	A
JULY	925,802	864,230	846,702	864,489	833,551	791,839	814,658	807,532	860,421	735,614	A
AUGUST	959,067	927,747	619,512	957,423	906,467	867,107	877,154	909,719	920,833	834,535	A
SEPTEMBER	950,587	899,635	901,318	916,077	911,765	904,129	852,928	890,655	873,345	735,491	P
OCTOBER	898,365	838,868	860,182	882,079	875,986	822,711	779,788	836,215	868,200	757,265	P
NOVEMBER	916,686	902,358	897,029	884,609	882,605	854,078	835,747	866,834	875,836	778,022	P
DECEMBER	942,430	898,532	864,499	872,277	860,119	810,233	849,336	827,137	824,656	743,831	P
TOTALS	**10,814,030**	**10,876,609**	**10,145,292**	**10,534,258**	**10,359,805**	**10,058,133**	**9,950,270**	**10,024,104**	**10,239,908**	**9,509,911**	

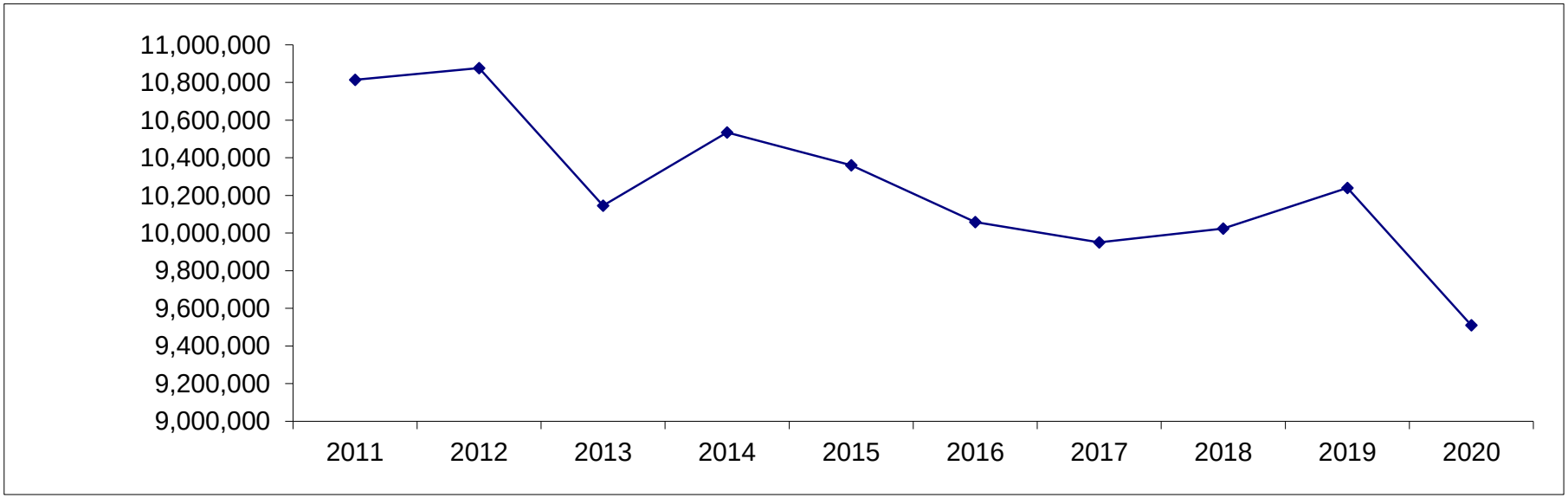

Funds split in General, Southeast TIF, Eastgate TIF, Pines TIF and Grand & Oakland TIF funds.

State imposed 2% administrative fee for SFY18 began with September 2017 distribution; decreased to 1.5% for SFY19 and continued at 1.5% for SFY20.

STATE INCOME TAX

MONTH	2011	2012	2013	2014	2015	2016	2017	2018	2019	2020	
	Actual	Actual	Actual	Actual	Actual	Actual	Actual	Actual	Actual		
JANUARY	805,061	761,050	632,905	850,845	852,700	912,628	851,716	578,461	631,574	696,621	A
FEBRUARY	1,038,247	0	478,227	0	0	0	0	837,319	759,834	717,710	A
MARCH	493,074	619,124	394,663	699,395	620,094	751,474	1,411,585	420,941	457,518	533,688	A
APRIL	562,140	394,295	1,333,938	742,236	925,184	822,346	0	646,373	734,870	783,855	A
MAY	0	1,187,505	404,944	423,934	403,609	476,082	396,235	1,044,019	1,528,635	767,466	A
JUNE	694,679	424,269	703,157	741,339	824,784	1,774,951	764,129	482,298	477,387	475,376	A
JULY	942,538	658,753	1,298,806	1,150,541	1,364,531	0	1,547,903	652,113	713,920	754,878	A
AUGUST	761,549	956,491	441,258	428,542	566,667	496,310	698,009	478,694	511,760	1,032,080	A
SEPTEMBER	454,403	502,880	675,812	709,251	1,263,519	1,120,799	727,037	467,186	452,932	422,413	P
OCTOBER	0	645,769	419,882	818,347	0	0	599,068	726,093	808,115	753,663	P
NOVEMBER	588,653	405,227	409,627	0	441,918	450,551	450,852	522,953	527,420	491,882	P
DECEMBER	404,975	401,952	714,661	721,926	776,691	665,793	396,923	433,456	498,389	464,807	P
	10 ct-5 mo delay	13 ct-4 mo delay	13 ct-3 mo delay	13 ct-2 mo delay	12 ct-2 mo delay	12 ct-2 mo delay	12 ct-2 mo delay	14 ct-no delay			
TOTALS	**6,745,318**	**6,957,316**	**7,907,881**	**7,286,357**	**8,039,696**	**7,470,934**	**7,843,458**	**7,289,905**	**8,102,353**	**7,894,438**	

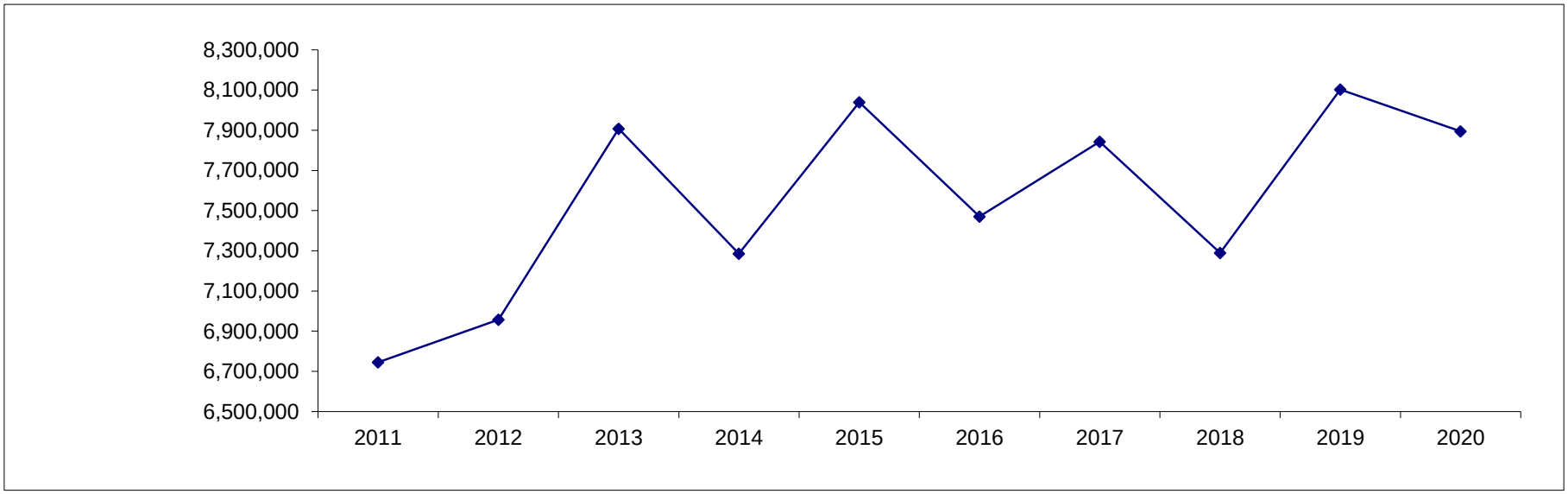

State's 10% reduction for SFY18 began with August 2017 distribution; reduction of 5% for SFY19; retained 5% reduction for SFY20.

PERSONAL PROPERTY REPLACEMENT TAX

MONTH	2011	2012	2013	2014	2015	2016	2017	2018	2019	2020	
	Actual	Actual	Actual	Actual	Actual	Actual	Actual	Actual	Actual		
JANUARY	134,079	180,082	185,383	233,315	202,878	195,051	217,463	143,616	153,006	226,930	A
FEBRUARY	7,154	1,565	1,605	2,024	717	0	0	0	0	1,981	A
MARCH	78,877	61,281	62,898	80,778	70,137	83,788	147,880	132,622	67,368	45,669	A
APRIL	262,367	276,320	303,821	309,261	364,335	271,921	352,780	260,085	301,619	318,601	A
MAY	188,640	187,031	265,561	227,806	293,618	219,695	227,189	269,213	365,884	205,432	A
JUNE	3,923	5,417	937	0	2,501	12,343	0	0	3,173	0	A
JULY	176,542	238,582	260,211	229,514	238,695	239,680	239,384	206,222	217,352	207,654	A
AUGUST	43,808	28,828	29,295	24,688	32,169	27,902	10,712	20,842	26,075	156,589	A
SEPTEMBER	381	3,931	0	6,877	2,356	4,554	0	0	0	0	B
OCTOBER	292,298	181,562	188,719	227,489	239,950	218,004	160,071	190,221	376,967	365,852	B
NOVEMBER	2,542	1,579	0	0	0	1,876	0	0	1,332	1,293	B
DECEMBER	42,441	69,220	70,395	63,058	58,604	58,514	42,179	46,033	62,824	60,972	B
TOTALS	**1,233,053**	**1,235,400**	**1,368,825**	**1,404,809**	**1,505,959**	**1,333,328**	**1,397,658**	**1,268,855**	**1,575,600**	**1,590,972**	

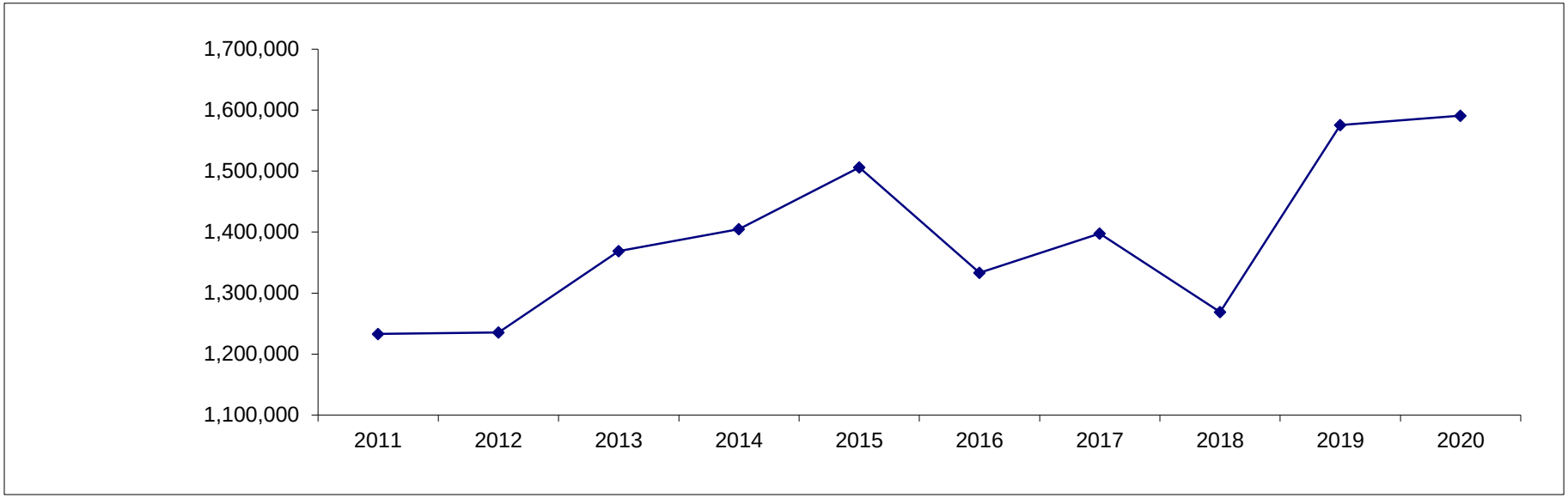

Funds split in General and Library funds

LOCAL USE TAX

MONTH	2011	2012	2013	2014	2015	2016	2017	2018	2019	2020	
	Actual	Actual	Actual	Actual	Actual	Actual	Actual	Actual	Actual		
JANUARY	118,641	89,854	98,119	115,740	136,569	295,435	159,854	166,257	205,607	244,618	A
FEBRUARY	92,228	90,475	103,364	108,961	129,837	146,086	155,199	192,590	227,498	229,171	A
MARCH	145,191	138,269	147,635	171,437	196,801	208,903	241,170	243,593	275,101	314,455	A
APRIL	88,796	88,358	102,769	90,904	69,628	128,350	139,319	145,000	159,583	217,745	A
MAY	95,460	98,119	76,976	89,241	135,902	130,832	131,114	149,116	183,842	189,224	A
JUNE	98,268	103,364	96,618	117,824	143,287	153,738	170,503	180,080	208,996	240,704	A
JULY	91,809	91,336	106,037	108,621	140,649	149,743	146,418	157,169	197,817	254,820	A
AUGUST	89,450	102,769	93,637	115,406	133,971	145,710	147,521	171,381	198,672	283,392	A
SEPTEMBER	98,836	86,379	124,363	128,816	0	164,340	156,033	183,541	201,970	233,309	P
OCTOBER	79,105	106,791	106,986	109,843	0	130,791	149,381	178,049	207,636	239,853	P
NOVEMBER	94,213	98,487	99,965	118,956	0	142,584	158,864	169,331	198,926	229,793	P
DECEMBER	71,453	102,979	107,849	144,341	419,237	146,571	167,420	194,248	222,795	257,366	P
TOTALS	**1,163,451**	**1,197,181**	**1,264,318**	**1,420,091**	**1,505,880**	**1,943,083**	**1,922,796**	**2,130,355**	**2,488,443**	**2,934,449**	

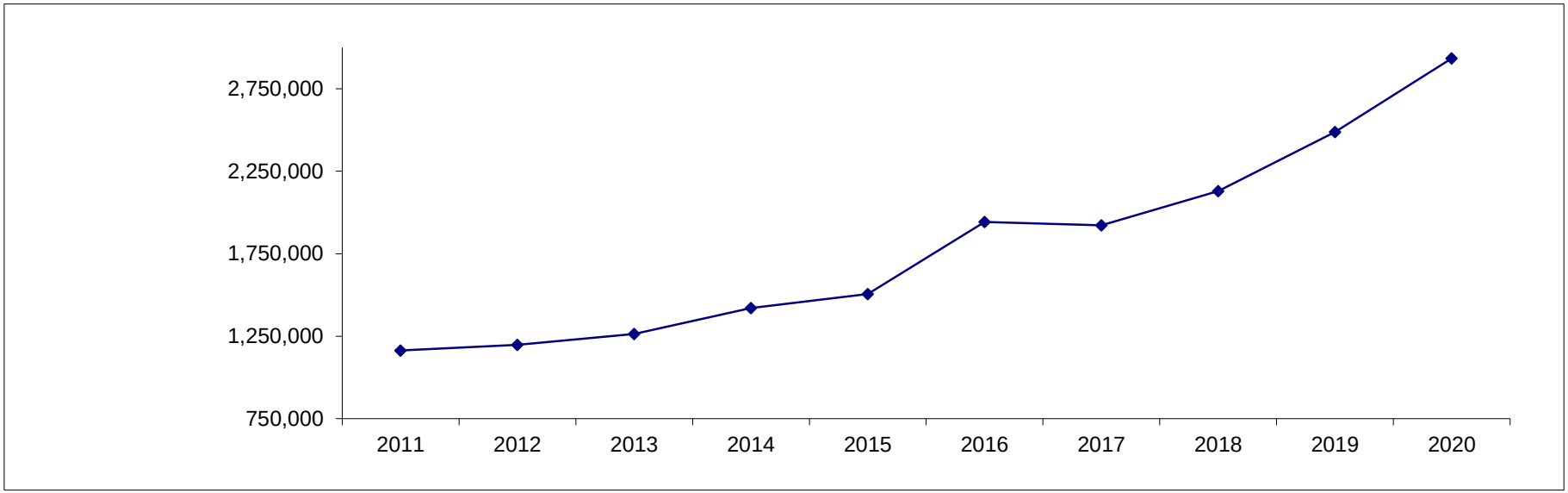

2015 Delays in Distribution of State Use Tax due to State budget.

SHADED AREA INDICATES MOST RECENT ACTUAL

STATE INCOME TAX

MONTH	2018 Actual	2019 Actual	2020	
JANUARY	578,461.18	631,574.05	696,620.69	A
FEBRUARY	837,319.00	759,834.38	717,709.93	A
MARCH	420,940.73	457,517.76	533,688.38	A
APRIL	646,372.81	734,869.77	783,854.82	A
MAY	1,044,018.62	1,528,634.61	767,465.56	A
JUNE	482,298.07	477,386.66	475,376.11	A
JULY	652,113.37	713,919.69	754,877.57	A
AUGUST	478,693.62	511,759.62	1,032,080.09	A
SEPTEMBER	476,185.57	452,932.41	422,413.00	P
OCTOBER	726,092.64	808,114.84	753,663.00	P
NOVEMBER	522,953.38	527,419.79	491,882.00	P
DECEMBER	433,455.92	498,388.97	464,807.00	P
TOTALS	**7,874,917.89**	**8,102,352.55**	**7,894,438.15**	
		Current Budget	**8,396,000.00**	
		Projected Amt Over (Under)	**-501,561.85**	

Listed by month reported - receipts delayed by State until September 2017

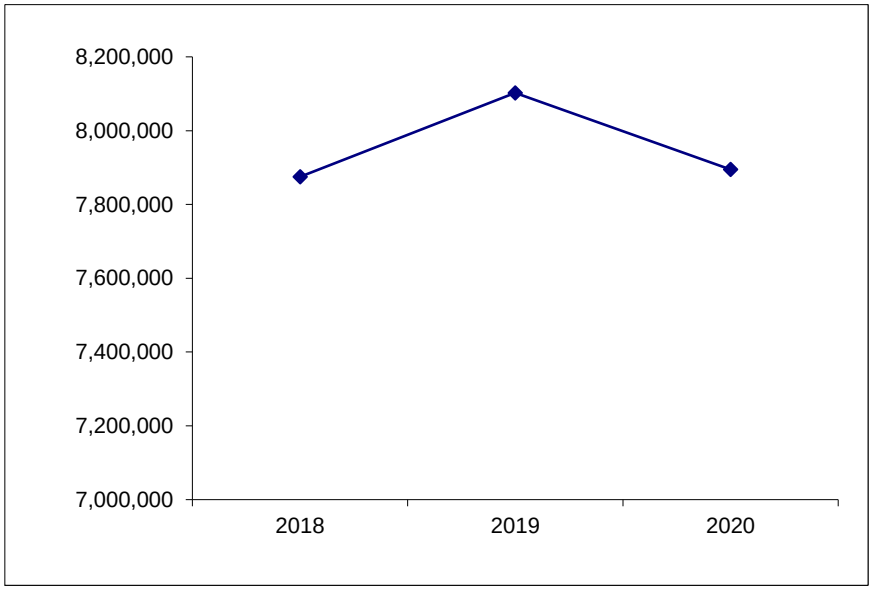

TELEPHONE COMMUNICATIONS TAX

MONTH	2018 Actual	2019 Actual	2020	
JANUARY	141,050.48	131,097.92	118,280.74	A
FEBRUARY	141,599.21	126,545.99	149,193.90	A
MARCH	142,413.54	132,658.65	123,430.43	A
APRIL	138,930.51	122,033.21	108,714.26	A
MAY	137,565.64	196,226.34	109,646.14	A
JUNE	140,820.63	124,244.24	111,749.44	A
JULY	133,121.01	119,318.01	111,966.70	A
AUGUST	134,839.16	130,876.05	110,397.66	A
SEPTEMBER	135,127.35	118,590.23	100,751.35	P
OCTOBER	136,261.81	118,666.69	100,816.80	P
NOVEMBER	130,339.54	122,438.19	104,020.45	P
DECEMBER	122,968.75	113,079.57	96,069.55	P
TOTALS	**1,635,037.63**	**1,555,775.09**	**1,345,037.42**	
		Current Budget	**1,555,000.00**	
		Projected Amt Over (Under)	**-209,962.58**	

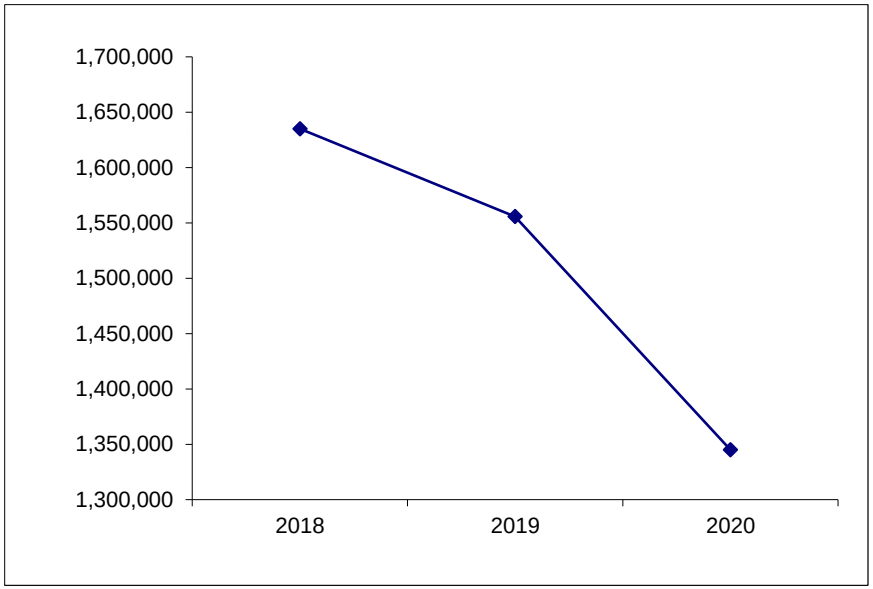

FOOD & BEVERAGE TAX

MONTH	2018 Actual	2019 Actual	2000	
JANUARY	286,060.40	294,706.90	284,618.41	A
FEBRUARY	240,877.75	240,384.13	258,899.56	A
MARCH	238,794.28	252,281.45	244,618.91	A
APRIL	293,459.52	288,754.51	222,249.87	A
MAY	267,164.91	284,579.72	219,521.55	A
JUNE	289,225.82	298,383.41	270,571.86	A
JULY	280,926.34	295,849.03	290,434.41	A
AUGUST	279,641.19	276,904.83	294,209.81	A
SEPTEMBER	291,559.59	299,251.55	244,357.00	P
OCTOBER	263,629.18	280,242.30	257,439.00	P
NOVEMBER	280,238.16	278,898.03	251,076.00	P
DECEMBER	270,560.22	275,734.66	253,298.00	P
TOTALS	**3,282,137.36**	**3,365,970.52**	**3,091,294.38**	
		Current Budget	**3,435,500.00**	
		Projected Amt Over (Under)	**-344,205.62**	

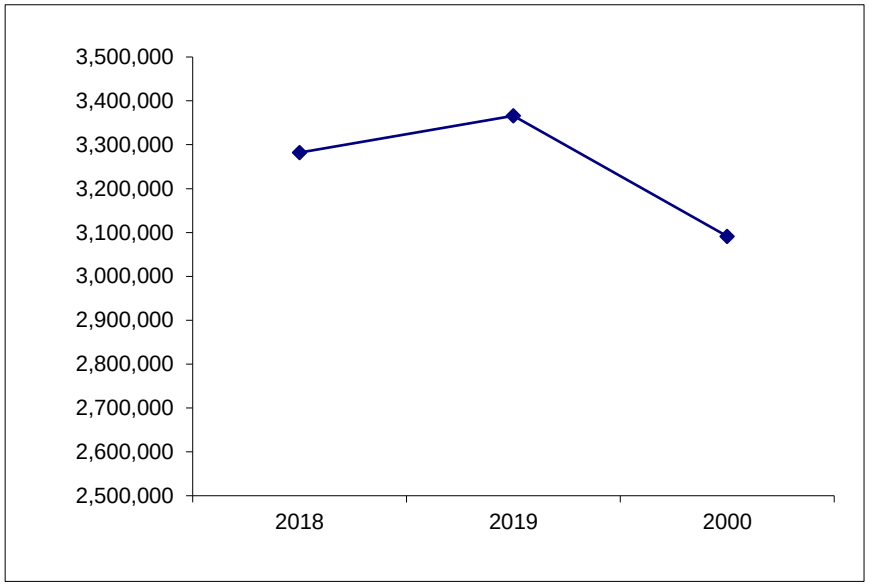

HOTEL & MOTEL TAX

MONTH	2018 Actual	2019 Actual	2020	
JANUARY	43,682.49	64,313.97	47,544.23	A
FEBRUARY	52,237.60	61,319.56	60,918.66	A
MARCH	58,641.79	63,485.43	64,915.60	A
APRIL	73,099.04	74,250.77	47,821.92	A
MAY	85,446.49	83,140.95	36,988.83	A
JUNE	87,171.79	79,405.50	42,365.81	A
JULY	90,273.57	96,564.51	51,434.96	A
AUGUST	89,609.64	90,070.41	61,173.82	A
SEPTEMBER	97,965.63	146,062.89	56,476.00	P
OCTOBER	82,857.49	101,000.09	48,816.00	P
NOVEMBER	90,311.56	86,882.70	62,989.00	P
DECEMBER	73,736.68	78,697.75	57,055.00	P
TOTALS	**925,033.77**	**1,025,194.53**	**638,499.83**	
		Current Budget	**991,000.00**	
		Projected Amt Over (Under)	**-352,500.17**	

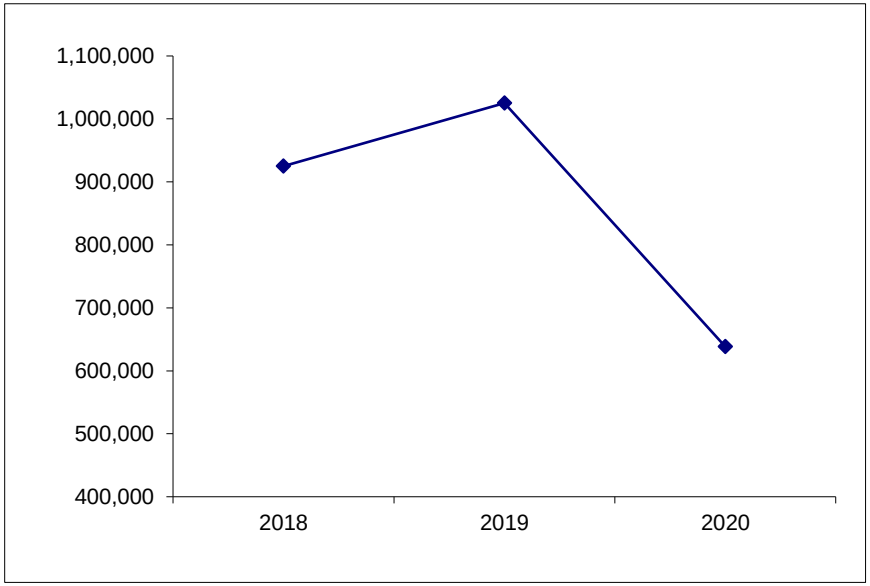

UTILITY TAX-ELECTRIC & GAS

MONTH	2018 Actual	2019 Actual	2020	
JANUARY	448,826.92	438,576.84	399,612.04	A
FEBRUARY	526,653.98	460,352.65	446,585.67	A
MARCH	480,198.77	474,658.04	423,748.02	A
APRIL	439,274.73	428,432.85	399,998.31	A
MAY	447,828.03	382,951.79	357,108.12	A
JUNE	374,471.63	337,615.83	308,307.22	A
JULY	375,577.99	395,280.45	332,110.55	A
AUGUST	389,378.27	352,256.43	362,044.68	A
SEPTEMBER	361,434.20	369,474.99	345,000.00	P
OCTOBER	365,581.97	378,627.06	350,800.00	P
NOVEMBER	338,504.71	343,270.07	318,000.00	P
DECEMBER	364,095.86	357,874.87	331,500.00	P
TOTALS	**4,911,827.06**	**4,719,371.87**	**4,374,814.61**	
		Current Budget	**4,805,000.00**	
		Projected Amt Over (Under)	**-430,185.39**	

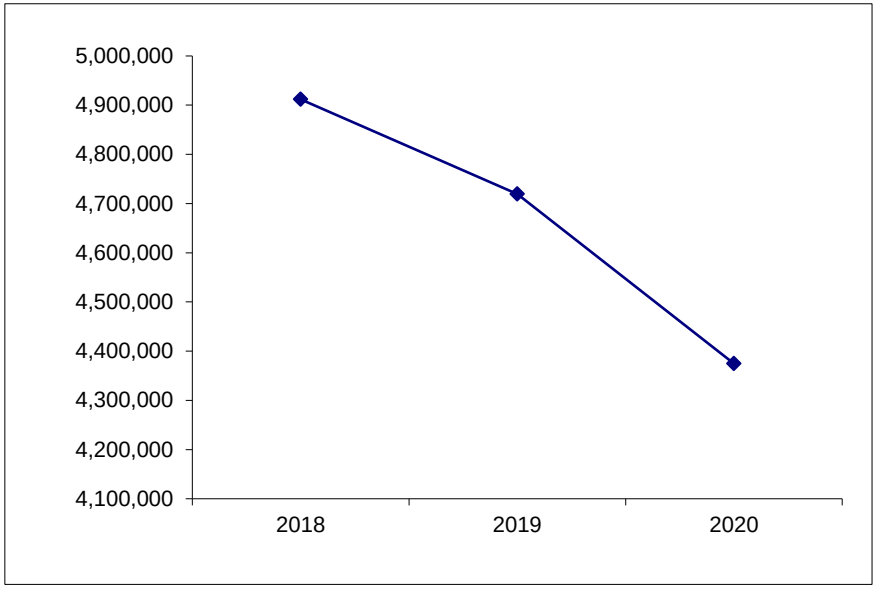

CABLE TV TAX

MONTH	2018 Actual	2019 Actual	2020	
JANUARY	0.00	23,697.48	16,892.00	A
FEBRUARY	255,933.94	230,959.41	229,480.67	A
MARCH	0.00	-3,949.58	0.00	A
APRIL	21,185.00	20,506.15	16,827.10	A
MAY	231,760.00	232,638.55	230,292.40	A
JUNE	0.00	0.00	0.00	A
JULY	20,461.45	19,025.90	16,588.40	A
AUGUST	232,277.05	231,423.76	226,172.09	A
SEPTEMBER	0.00	0.00	0.00	P
OCTOBER	19,657.00	0.00	0.00	P
NOVEMBER	229,769.92	248,930.35	240,933.00	P
DECEMBER	0.00	0.00	0.00	P
TOTALS	**1,011,044.36**	**1,003,232.02**	**977,185.66**	
		Current Budget	**971,000.00**	
		Projected Amt Over (Under)	**6,185.66**	

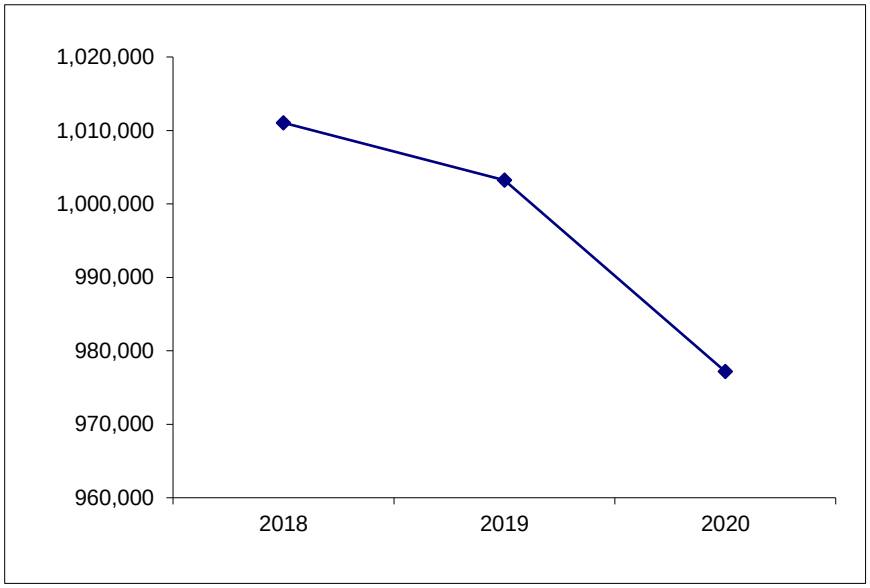

42 - LOCAL MOTOR FUEL TAX

MONTH	2018 Actual	2019 Actual	2020	
JANUARY	149,553.75	159,147.06	153,946.96	A
FEBRUARY	137,640.35	152,188.41	145,620.25	A
MARCH	136,597.89	138,319.82	147,749.28	A
APRIL	150,285.42	151,298.12	127,255.87	A
MAY	148,104.17	157,917.70	102,883.50	A
JUNE	154,254.29	168,607.04	124,240.36	A
JULY	153,748.88	168,748.40	138,531.42	A
AUGUST	153,476.52	159,400.50	172,394.64	A
SEPTEMBER	159,427.41	172,356.13	129,267.10	P
OCTOBER	146,477.86	154,095.48	115,571.61	P
NOVEMBER	162,946.06	167,371.05	125,528.29	P
DECEMBER	153,884.42	151,637.75	113,728.31	P
TOTALS	**1,806,397.02**	**1,901,087.46**	**1,596,717.59**	
		Current Budget	**1,956,488.00**	
		Projected Amt Over (Under)	**-359,770.41**	

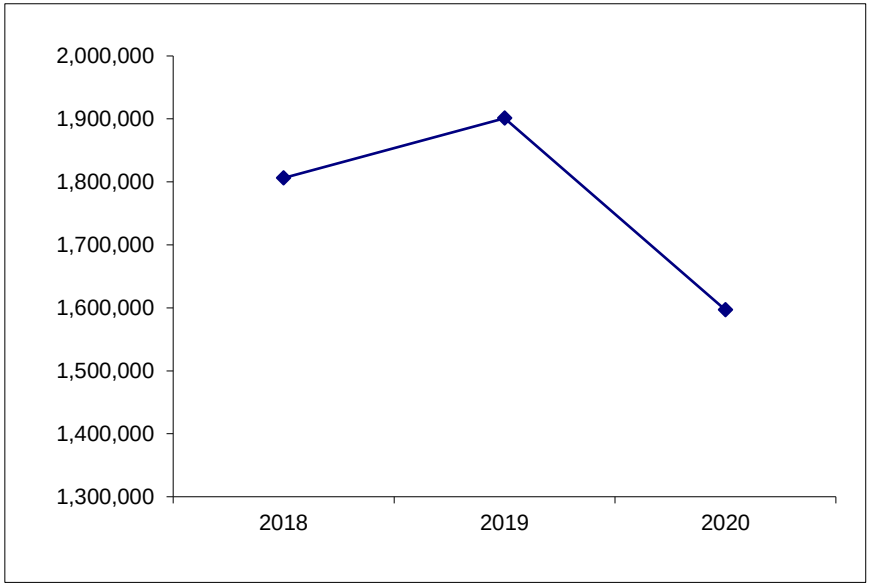

46 - STATE MOTOR FUEL TAX

MONTH	2018 Actual	2019 Actual	2020	
JANUARY	168,202.81	165,334.41	334,151.36	A
FEBRUARY	172,208.28	165,152.12	236,781.25	A
MARCH	149,193.94	150,206.84	234,236.04	A
APRIL	147,896.35	143,644.07	242,487.39	A
MAY	174,263.56	168,492.75	225,767.98	A
JUNE	160,430.31	154,413.09	178,758.55	A
JULY	147,026.88	140,768.08	183,917.34	A
AUGUST	172,563.52	175,952.19	225,064.40	A
SEPTEMBER	166,400.46	253,135.80	259,865.92	P
OCTOBER	139,001.37	274,957.42	282,267.71	P
NOVEMBER	182,371.66	252,289.78	258,997.40	P
DECEMBER	171,702.76	284,087.42	291,640.45	P
TOTALS	**1,951,261.90**	**2,328,433.97**	**2,953,935.78**	
		Current Budget	**3,187,120.00**	
		Projected Amt Over (Under)	**-233,184.22**	

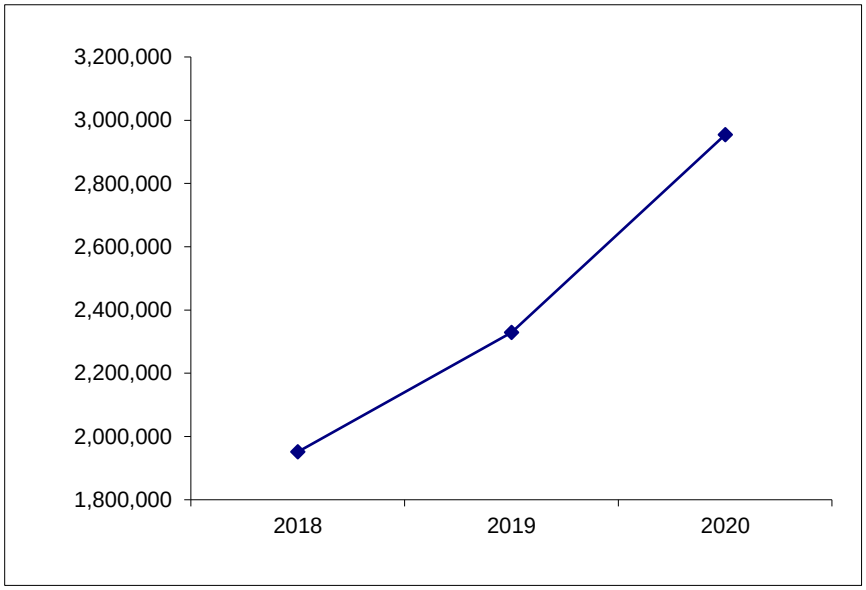

VIDEO GAMING TAX

MONTH	2018 Actual	2019 Actual	2020	
JANUARY	110,674.81	121,069.82	135,374.20	A
FEBRUARY	112,057.54	129,642.72	133,358.14	A
MARCH	106,182.77	116,228.18	135,317.97	A
APRIL	123,418.04	130,548.27	145,178.46	A
MAY	146,340.22	157,988.48	88,723.61	A
JUNE	123,295.17	135,512.70	39.42	A
JULY	120,942.14	135,376.29	0.00	A
AUGUST	116,396.36	122,730.26	0.00	A
SEPTEMBER	117,722.43	127,226.43	69,658.00	P
OCTOBER	121,370.11	129,578.06	106,418.00	P
NOVEMBER	113,870.50	127,002.06	104,302.00	P
DECEMBER	119,417.04	137,851.82	113,213.00	P
TOTALS	**1,431,687.13**	**1,570,755.09**	**1,031,582.80**	
		Current Budget	**1,720,000.00**	
		Projected Amt Over (Under)	**-688,417.20**	

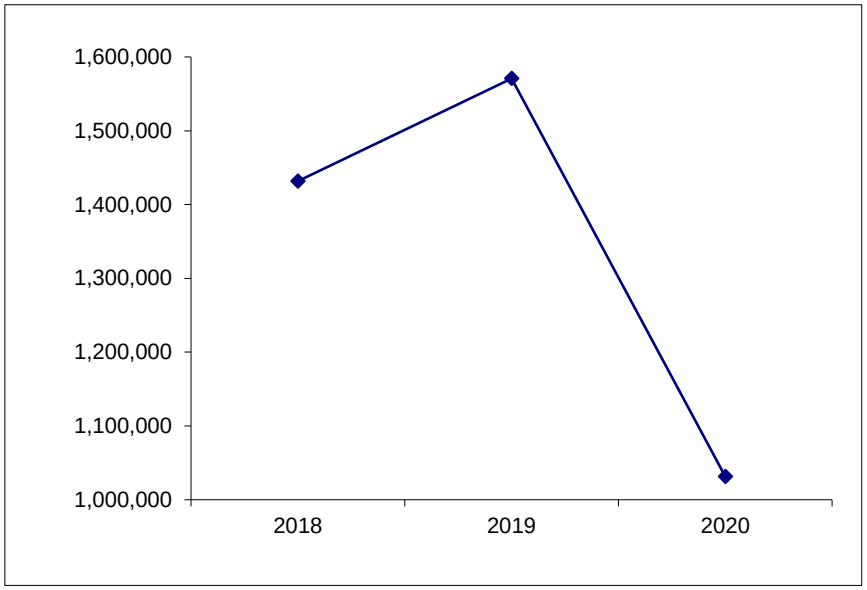

LIQUOR LICENSES

MONTH	2018 Actual	2019 Actual	2020	
JANUARY	3,557.82	0.00	3,717.17	A
FEBRUARY	-1,242.18	200.00	1,287.22	A
MARCH	2,135.75	2,879.01	1,496.45	A
APRIL	19,600.00	14,200.00	0.00	A
MAY	248,925.00	291,950.00	0.00	A
JUNE	237,660.00	201,025.00	0.00	A
JULY	4,811.46	5,000.00	326,750.00	A
AUGUST	2,470.86	2,856.29	164,840.00	A
SEPTEMBER	200.00	5,931.68	4,752.00	P
OCTOBER	7,129.20	2,200.00	1,762.00	P
NOVEMBER	200.00	0.00	0.00	P
DECEMBER	1,374.90	0.00	0.00	P
TOTALS	**526,822.81**	**526,241.98**	**504,604.84**	
		Current Budget	**527,000.00**	
		Projected Amt Over (Under)	**-22,395.16**	

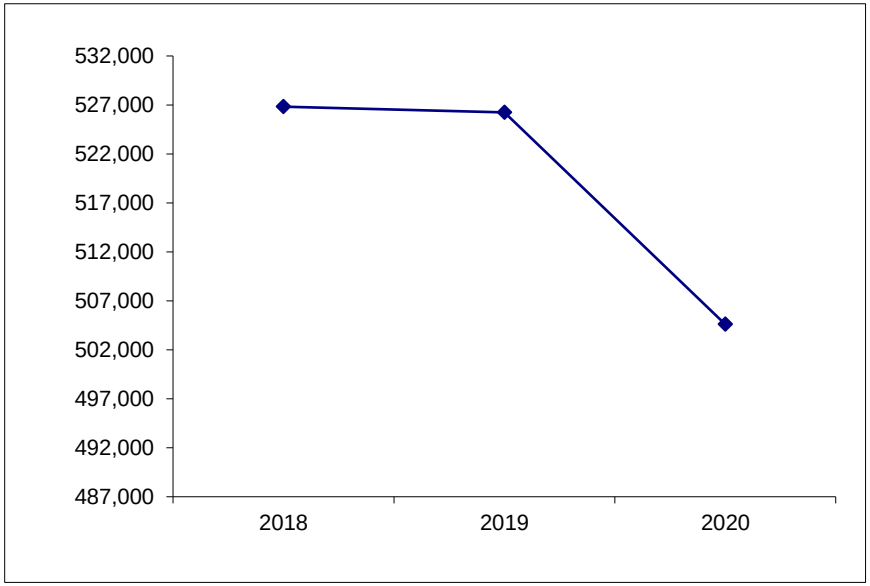

BUILDING PERMITS

MONTH	2018 Actual	2019 Actual	2020	
JANUARY	14,620.20	5,682.20	27,996.70	A
FEBRUARY	18,038.60	20,701.00	8,618.73	A
MARCH	7,954.30	18,438.40	24,645.16	A
APRIL	23,408.65	23,076.00	21,773.91	A
MAY	9,785.80	19,706.30	29,704.52	A
JUNE	14,818.50	26,387.40	31,040.26	A
JULY	34,945.00	33,233.00	34,764.06	A
AUGUST	48,329.20	28,323.90	24,409.00	A
SEPTEMBER	24,195.00	32,655.20	49,701.00	P
OCTOBER	16,196.10	16,181.35	24,628.00	P
NOVEMBER	30,409.97	16,721.70	25,451.00	P
DECEMBER	10,605.60	12,178.40	18,536.00	P
TOTALS	**253,306.92**	**253,284.85**	**321,268.34**	
		Current Budget	**514,000.00**	
		Projected Amt Over (Under)	**-192,731.66**	

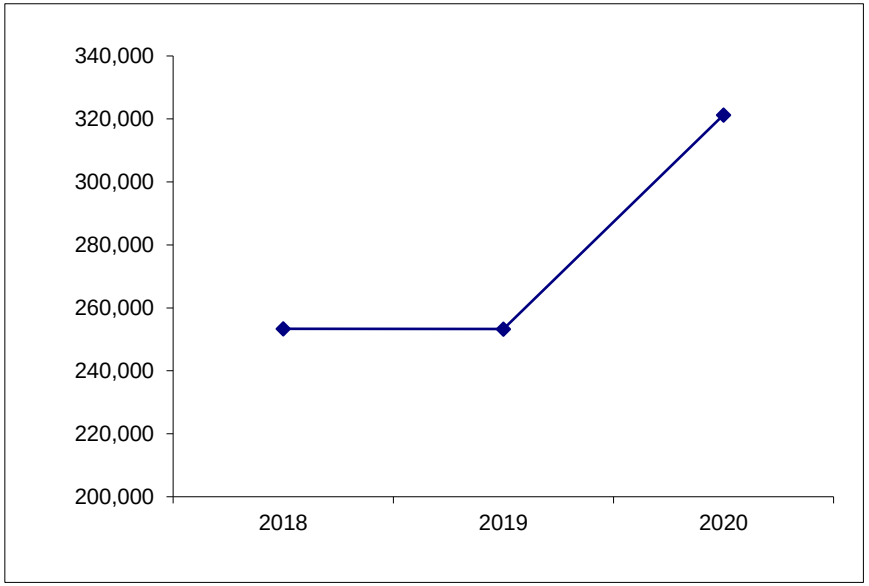

ILLEGAL USE OF VEHICLE

MONTH	2018 Actual	2019 Actual	2020	
JANUARY	25,185.00	27,000.00	27,770.00	A
FEBRUARY	22,135.00	22,575.00	29,250.00	A
MARCH	29,625.00	38,610.00	21,750.00	A
APRIL	21,770.00	28,085.00	500.00	A
MAY	30,500.00	30,830.00	128.00	A
JUNE	23,700.00	29,000.00	250.00	A
JULY	29,500.02	24,500.00	1,250.00	A
AUGUST	33,750.00	26,300.00	2,125.00	A
SEPTEMBER	26,765.00	23,900.00	18,288.00	P
OCTOBER	30,000.00	44,320.00	33,912.00	P
NOVEMBER	28,910.00	21,750.00	16,642.00	P
DECEMBER	28,775.00	23,250.00	17,790.00	P
TOTALS	**330,615.02**	**340,120.00**	**169,655.00**	
		Current Budget	**347,000.00**	
		Projected Amt Over (Under)	**-177,345.00**	

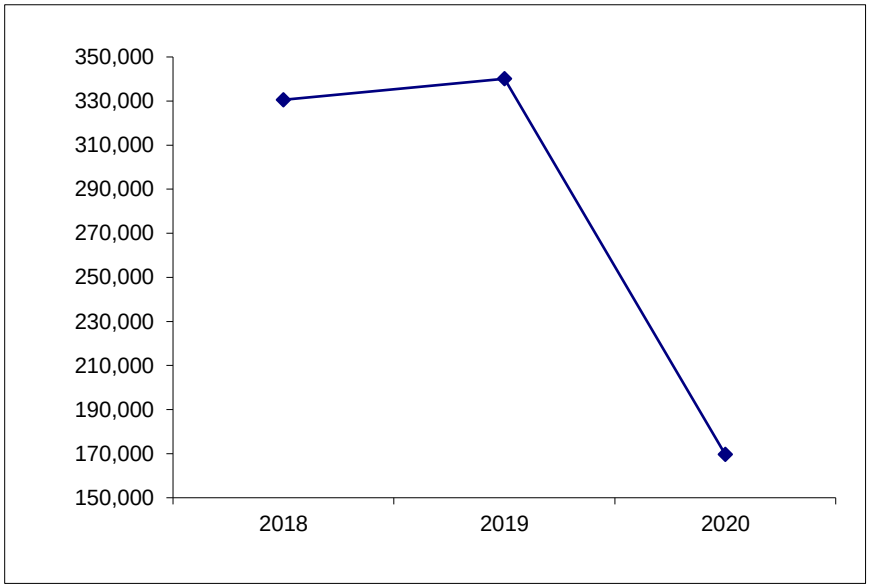

PARKING

MONTH	2018 Actual	2019 Actual	2020	
JANUARY	25,619.67	22,100.52	20,568.04	A
FEBRUARY	23,129.88	36,218.34	15,945.38	A
MARCH	26,877.78	24,445.60	14,822.24	A
APRIL	23,927.45	22,961.08	11,102.50	A
MAY	25,863.39	21,383.85	6,122.50	A
JUNE	26,511.27	19,655.23	4,625.00	A
JULY	24,812.73	17,112.90	12,201.94	A
AUGUST	43,872.98	15,433.81	10,044.69	A
SEPTEMBER	28,082.95	49,619.31	51,474.86	P
OCTOBER	23,231.48	19,012.76	24,692.44	P
NOVEMBER	22,420.50	14,374.26	18,404.68	P
DECEMBER	22,432.56	20,629.94	23,512.96	P
TOTALS	**316,782.64**	**282,947.60**	**213,517.23**	
		Current Budget	**388,000.00**	
		Projected Amt Over (Under)	**-174,482.77**	

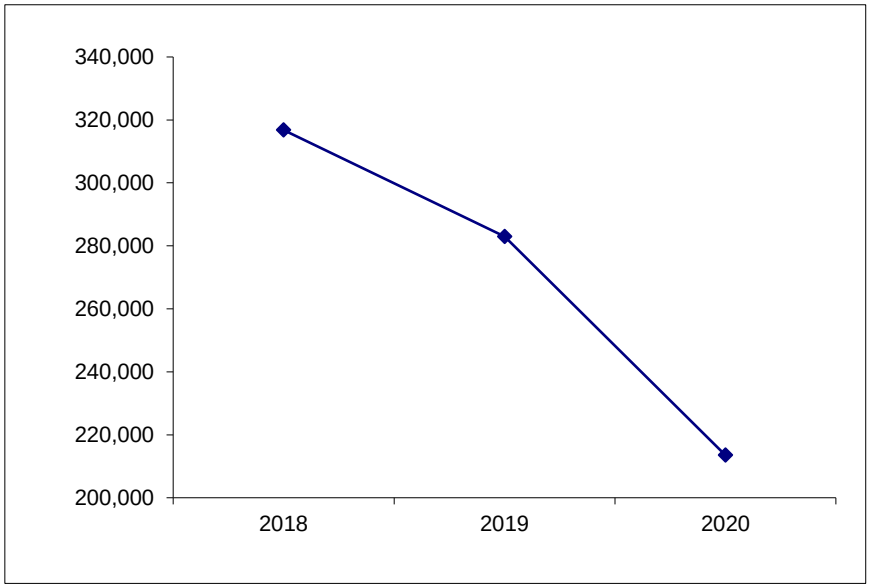

70-MASS TRANSIT - CHARGES FOR SERVICES

MONTH	2018 Actual	2019 Actual	2020	
JANUARY	45,559.71	45,046.44	46,954.06	A
FEBRUARY	43,625.01	32,929.29	41,038.71	A
MARCH	48,998.55	46,096.19	41,105.53	A
APRIL	42,816.48	38,771.73	937.11	A
MAY	47,228.27	44,000.59	6,856.80	A
JUNE	46,871.57	46,396.46	7,580.90	A
JULY	49,084.46	35,804.71	2,480.00	A
AUGUST	42,846.16	42,181.48	0.00	A
SEPTEMBER	36,585.25	30,246.82	25,949.46	P
OCTOBER	46,566.68	40,495.88	34,742.37	P
NOVEMBER	47,131.72	38,620.64	33,133.56	P
DECEMBER	41,983.35	29,802.22	25,568.03	P
TOTALS	**539,297.21**	**470,392.45**	**266,346.52**	
		Current Budget	**538,081.00**	
		Projected Amt Over (Under)	**-271,734.48**	

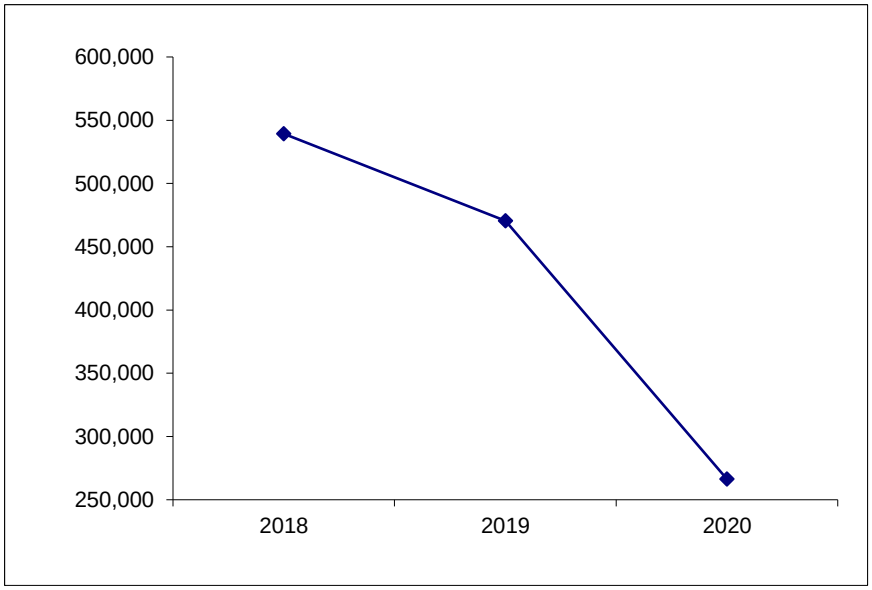

80-WATER SALES

MONTH	2018 Actual	2019 Actual	2020	
JANUARY	2,293,291.51	2,351,451.94	2,414,570.62	A
FEBRUARY	2,442,137.29	2,242,273.32	2,333,114.00	A
MARCH	2,261,077.95	2,222,173.29	2,314,542.38	A
APRIL	2,266,796.70	2,394,053.83	2,269,759.63	A
MAY	2,369,942.81	2,355,839.83	2,215,973.62	A
JUNE	2,419,949.18	2,366,560.96	2,439,581.14	A
JULY	2,728,893.44	2,664,736.42	2,655,814.73	A
AUGUST	2,713,394.06	2,726,050.06	2,733,552.28	A
SEPTEMBER	2,537,524.98	2,696,817.45	2,665,987.20	P
OCTOBER	2,694,323.29	2,672,361.18	2,830,723.10	P
NOVEMBER	2,309,920.81	2,267,038.41	2,426,860.55	P
DECEMBER	2,371,261.26	2,436,757.98	2,491,306.09	P
TOTALS	**29,408,513.28**	**29,396,114.67**	**29,791,785.34**	
		Current Budget	**29,490,000.00**	
		Projected Amt Over (Under)	**301,785.34**	

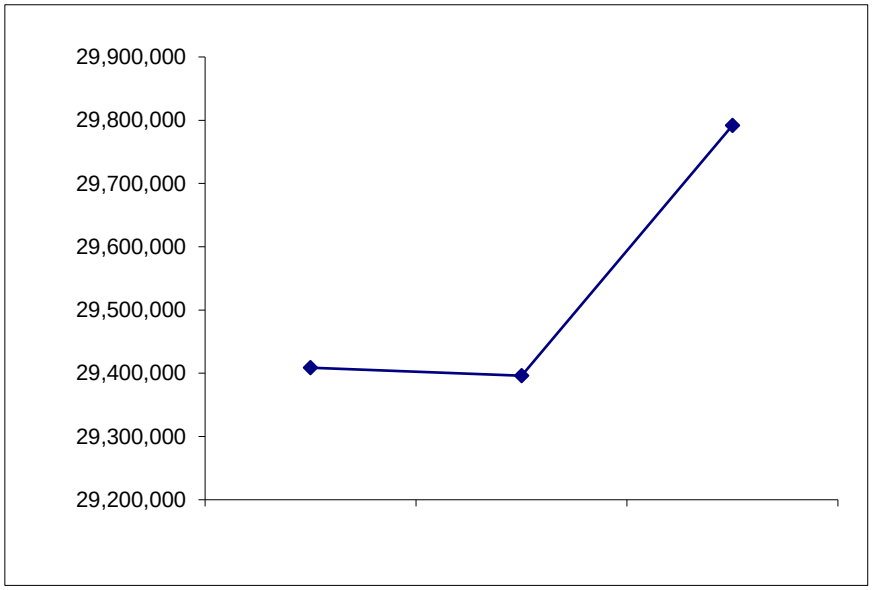

79-SEWER USER FEE

MONTH	2018 Actual	2019 Actual	2020	
JANUARY	415,444.15	536,929.35	573,125.57	A
FEBRUARY	442,619.44	528,670.89	574,513.49	A
MARCH	478,868.69	514,248.22	533,409.85	A
APRIL	466,503.07	484,357.08	472,128.20	A
MAY	470,323.66	522,758.72	471,609.74	A
JUNE	473,070.74	480,711.53	490,221.66	A
JULY	573,124.51	586,273.31	522,869.71	A
AUGUST	605,402.59	589,053.26	507,123.53	A
SEPTEMBER	523,184.44	587,880.58	604,034.70	P
OCTOBER	551,480.24	605,410.18	642,841.46	P
NOVEMBER	491,779.35	529,941.64	596,140.58	P
DECEMBER	506,416.61	567,824.26	595,973.11	P
TOTALS	**5,998,217.49**	**6,534,059.02**	**6,583,991.60**	
		Current Budget	**6,877,155.00**	
		Projected Amt Over (Under)	**-293,163.40**	

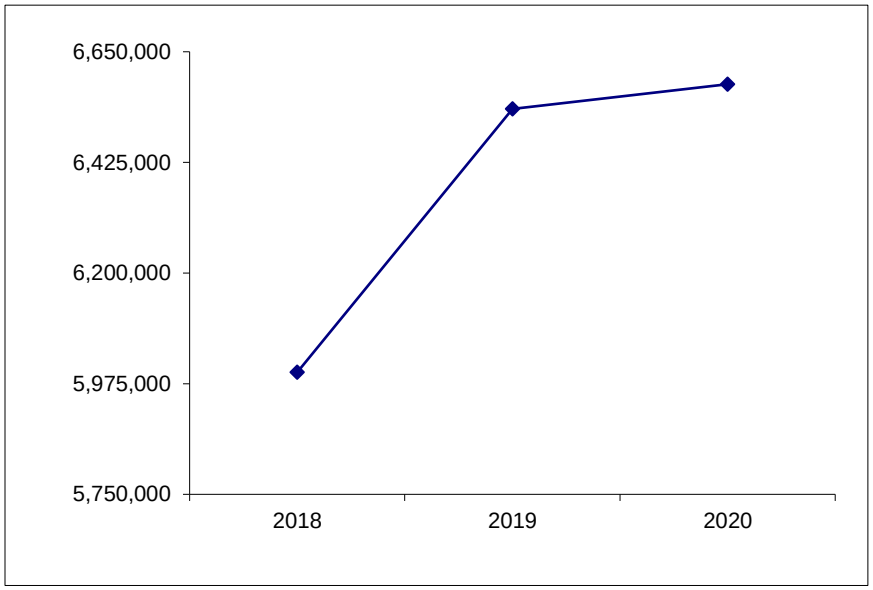

78-STORM WATER FEE

MONTH	2018 Actual	2019 Actual	2020	
JANUARY	130,857.73	128,336.24	126,803.53	A
FEBRUARY	115,722.81	115,551.12	113,021.16	A
MARCH	119,204.08	121,497.63	119,500.44	A
APRIL	178,640.07	180,885.60	169,355.78	A
MAY	143,262.25	146,945.78	139,923.62	A
JUNE	116,699.68	110,937.68	120,337.32	A
JULY	125,217.69	128,040.18	127,587.18	A
AUGUST	126,195.38	120,877.20	126,407.05	A
SEPTEMBER	104,206.95	111,254.53	102,462.86	P
OCTOBER	186,458.32	173,107.53	183,337.61	P
NOVEMBER	134,557.14	133,818.93	132,305.08	P
DECEMBER	117,265.90	127,443.79	115,303.24	P
TOTALS	**1,598,288.00**	**1,598,696.21**	**1,576,344.88**	
		Current Budget	**1,595,552.00**	
		Projected Amt Over (Under)	**-19,207.12**	

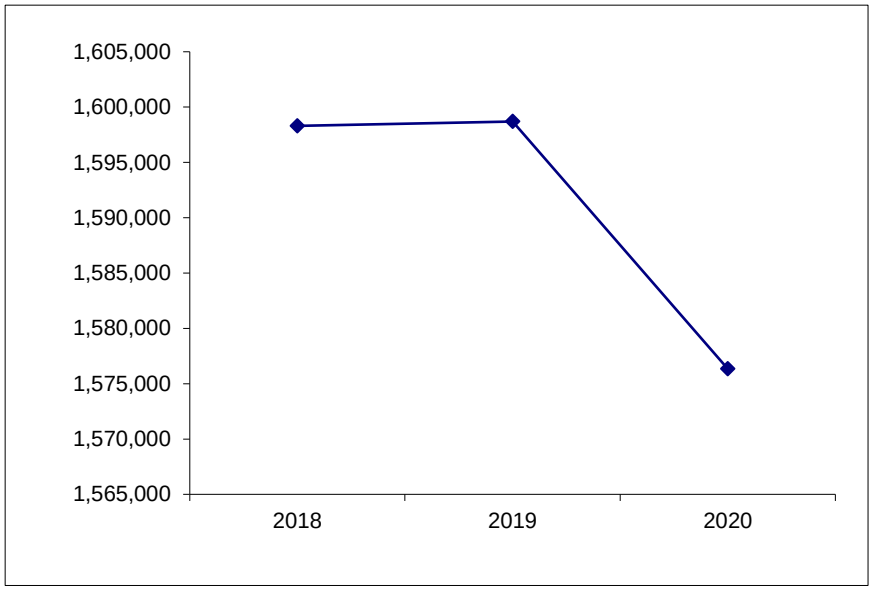

88-RECYCLING FEES

MONTH	2018 Actual	2019 Actual	2020	
JANUARY	63,834.61	64,222.17	59,906.09	A
FEBRUARY	53,318.46	54,592.12	56,431.94	A
MARCH	59,585.33	57,077.42	55,254.80	A
APRIL	58,097.70	58,071.44	60,728.51	A
MAY	61,352.11	62,593.43	58,184.61	A
JUNE	55,252.91	51,718.30	49,999.17	A
JULY	57,379.32	61,473.86	60,622.20	A
AUGUST	64,706.87	56,684.01	61,657.60	A
SEPTEMBER	47,989.41	57,404.79	46,942.65	P
OCTOBER	61,664.86	59,210.00	60,319.81	P
NOVEMBER	56,683.15	52,679.15	55,446.76	P
DECEMBER	51,046.09	59,259.39	49,932.66	P
TOTALS	**690,910.82**	**694,986.08**	**675,426.81**	
		Current Budget	**691,800.00**	
		Projected Amt Over (Under)	**-16,373.19**	

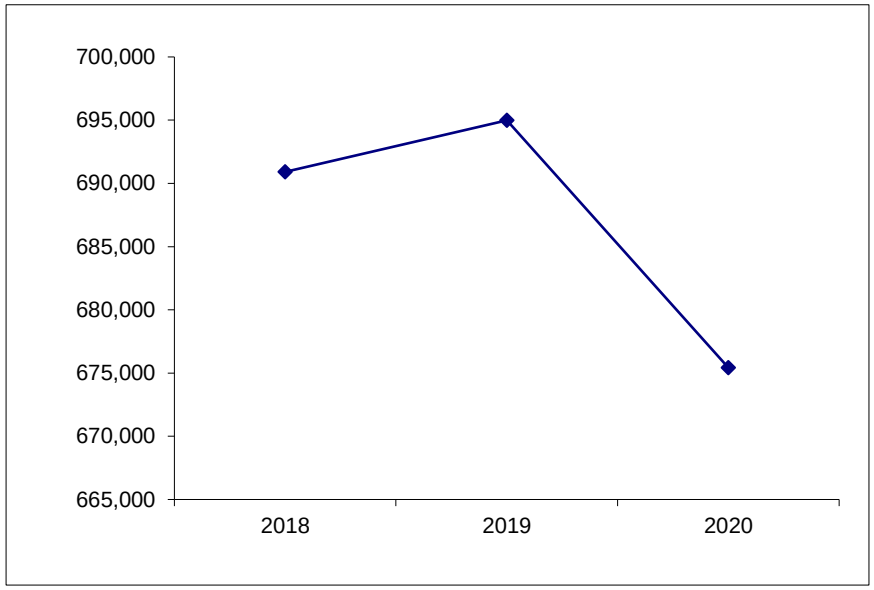

Fiscal Year 2020

Counil Meeting September 21, 2020

City of Decatur
Revenue Projection Update

This report details the current and projected effects of COVID-19 and the state's Shelter in Place Executive Orders. The year end projection of lost revenue is $4.8 million in the General Fund, $0.4 million in the Local Motor Fuel Tax fund, and $35,000 in the State Motor Fuel Tax fund.

	Page
Summary projections through year-end by month of major revenue	2
Summary projections year to date (by month) of revenue categories. Comments on the status of individual revenues	3
Assumptions of major revenue projections with summary year to date information	4-8
Detailed revenue history and projections	9-12

Report Distribution:

Mayor
City Council Members
City Manager
City Clerk
City Department Heads
Public Copy in Office of the City Clerk

Prepared By:

Office of the City Treasurer

City of Decatur, Illinois
City Fund Revenue Projection

Illinois Executive Order *Shelter in Place Executive Order of March 20, 2020 effective at 5pm March 21, 2020*
Closure of "non-essential" business operations

update		***YTD September***			***July Update***		***August Update***		***September Update***	
General Fund	***Budget Revenue***	***YTD Budget***	***YTD Actual***	***position vs budget***	***Year Projection***	***Year o(u) budget***	***Year Projection***	***Year o(u) budget***	***Year Projection***	***Year o(u) budget***
State Sales Tax	*$ 11,396,000*	*7,601,619*	*7,356,662*	*(244,957)*	*10,563,375*	*(832,625)*	*10,563,375*	*(832,625)*	*10,658,156*	*(737,844)*
Local Sales Tax	*$ 10,249,000*	*6,806,360*	*6,348,833*	*(457,527)*	*9,188,273*	*(1,060,727)*	*9,188,273*	*(1,060,727)*	*9,291,041*	*(957,959)*
State Income Tax	*$ 8,396,000*	*6,026,262*	*5,761,673*	*(264,589)*	*8,027,815*	*(368,185)*	*8,027,815*	*(368,185)*	*7,894,438*	*(501,562)*
Utility Gas & Electric	*$ 4,805,000*	*3,329,458*	*3,029,515*	*(299,943)*	*4,373,159*	*(431,841)*	*4,339,070*	*(465,930)*	*4,374,815*	*(430,185)*
Food & Beverage	*$ 3,427,500*	*2,275,596*	*2,077,375*	*(198,221)*	*2,895,842*	*(531,658)*	*3,005,093*	*(422,407)*	*3,083,544*	*(343,956)*
Hotel Motel Tax	*$ 991,000*	*592,120*	*413,164*	*(178,956)*	*614,135*	*(376,865)*	*623,565*	*(367,435)*	*645,559*	*(345,441)*
Property Tax	*$ 9,000,000*	*4,819,531*	*4,998,105*	*178,574*	*9,000,000*	*-*	*9,000,000*	*-*	*9,000,000*	*-*
State Local Use Tax	*$ 2,764,000*	*1,840,614*	*1,974,128*	*133,514*	*2,893,797*	*129,797*	*2,893,797*	*129,797*	*2,934,450*	*170,450*
Video Gaming	*$ 1,720,000*	*1,148,776*	*637,991*	*(510,785)*	*1,031,580*	*(688,420)*	*1,031,580*	*(688,420)*	*1,031,580*	*(688,420)*
External Service	*$ 3,703,658*	*2,449,340*	*2,089,618*	*(359,722)*	*2,734,861*	*(968,797)*	*3,090,660*	*(612,998)*	*2,926,107*	*(777,551)*
Internal Service	*$ 8,247,909*	*5,463,529*	*5,305,353*	*(158,176)*	*8,398,765*	*150,856*	*8,297,366*	*49,457*	*8,249,524*	*1,615*
Key Revenue sub total	*$ 64,700,067*	*42,353,205*	*39,992,418*	*(2,360,787)*	*59,721,603*	*(4,978,464)*	*60,060,594*	*(4,639,473)*	*60,089,214*	*(4,610,853)*
All other	*$ 5,799,933*	*3,890,815*	*3,961,781*	*70,966*	*5,572,843*	*(227,090)*	*5,654,875*	*(145,058)*	*6,068,486*	*268,553*
Total Revenue	*$ 70,500,000*	*46,244,020*	*43,954,200*	*(2,289,820)*	*65,294,446*	*(5,205,554)*	*65,715,469*	*(4,784,531)*	*66,157,700*	*(4,342,300)*
Other Funds										
Local Motor Fuel Tax	*$ 1,956,488*	*1,292,218*	*1,112,622*	*(179,596)*	*1,586,396*	*(370,092)*	*1,586,396*	*(370,092)*	*1,644,038*	*(312,450)*
State Motor Fuel Tax	*$ 3,187,120*	*1,730,091*	*1,861,164*	*131,073*	*3,132,001*	*(55,119)*	*3,152,140*	*(34,980)*	*3,172,490*	*(14,630)*
Total	*$ 75,643,608*									*(4,669,379)*

City of Decatur, Illinois
General Fund Revenue Projection

	2020 Budget	Year to Date June Budget	Year to Date June Actual	Year to Date June o(u) budget	Year to Date July Budget	Year to Date July Actual	Year to Date July o(u) budget	Year to Date August Budget	Year to Date August Actual	Year to Date August o(u) budget
General Fund Revenue										
Local Taxes	$ 20,764,500	5,991,108	5,346,934	(644,174)	11,746,082	8,758,028	(2,988,054)	12,829,233	12,197,791	(631,442)
State Taxes	$ 35,783,000	18,366,940	17,117,623	(1,249,317)	21,471,359	19,853,798	(1,617,561)	24,322,789	23,029,978	(1,292,811)
Other Gov Source	$ 410,000	-	-	-	218,552	114,000	(104,552)	218,552	221,133	2,581
Internal City Service	$ 8,247,909	4,141,860	4,044,605	(97,255)	4,811,378	4,700,279	(111,099)	5,463,529	5,305,353	(158,176)
3rd Party Revenue	$ 1,106,000	544,318	535,699	(8,619)	633,394	628,270	(5,124)	734,466	727,800	(6,666)
Grants	$ 384,933	135,338	104,868	(30,470)	151,579	119,873	(31,706)	164,685	165,492	807
External Fees Service	$ 3,703,658	2,019,950	1,116,327	(903,623)	2,236,685	1,556,927	(679,758)	2,449,340	2,089,618	(359,722)
Interest Income	$ 100,000	45,373	37,912	(7,461)	53,652	39,827	(13,825)	61,426	217,034	155,608
Total Revenue	$ 70,500,000	31,244,887	28,303,967	(2,940,920)	41,322,681	35,771,002	(5,551,679)	46,244,020	43,954,200	(2,289,821)

Comment on to date revenue results versus budget

Local Taxes

YTD shortfall result of:
lower gas & electrcity tax revenue ($300k) driven by mild winter weather season and reduced consumption by commercial and industrial customers unrealted to COVID-19
lower food & beverage tax revenue ($198k) with estimated negative COVID-19 impact $344k
lower hotel / motel tax revenue ($179k) with estimated negative COVID-19 impact $345k
lower telephone tax revenue ($139k)
cable tax revenue exceeding budget ($6k)

State Taxes

YTD shortfall result of:
lower state sales tax revenue ($245k)
lower local sales tax revenue ($458k)
lower income tax revenue ($265k)
lower video gaming tax revenue ($511k) with estimated negative COVID-19 impact $688k
increased PPRT revenue ($46k)
increased use tax revenue exceeding budget ($134k)
increased cannabis tax revenue exceeding budget ($12k)

Internal City Service

YTD shortfall result of:
Temporary shortfall due to timing of expense and reimbursement to general fund from other city funds (DUATS & CDBG)

External Fees Service

YTD shortfall result of:
increased license fees ($37k) due to video gaming 6th machines
lower liquor license fees ($21k)
lower building permits ($153k)
lower parking charges ($153k)
lower court fines & fees ($156k)
lower ordinance citations ($207k)

City of Decatur, Illinois
City Fund Revenue Projection

Illinois Executive Order *Shelter in Place Executive Order of March 20, 2020 effective at 5pm March 21, 2020*
Closure of "non-essential" business operations

update		***Budget Revenue***	***YTD Budget***	***YTD Actual***	***position vs budget***	***Year Projection***	***Year o(u) budget***
General Fund							
State Sales Tax	$	11,396,000	7,601,619	7,356,662	(244,957)	10,658,156	(737,844)
Distribution	*State sales tax distribution is 3 months delayed between sale transaction month and city receipt of tax distribution from state*						
	City will begin to see the negative impact of March 20 "Shelter in Place Order" and subsequent business closure with sales tax distributions in June for March in store sales transactions with full month negative impact not realized until receipt of the April in store sales tax transactions in July						
Assumption	*Assume 21% reduction in tax revenue commencing March 20 / recovery begins with in store June transactions with slow ramp up not fully recovered by year end*						
Local Sales Tax	$	10,249,000	6,806,360	6,348,833	(457,527)	9,291,041	(957,959)
Distribution	*State sales tax distribution is 3 months delayed between sale transaction month and city receipt of tax distribution from state*						
	City will begin to see the negative impact of March 20 "Shelter in Place Order" and subsequent business closure with sales tax distributions in June for March in store sales transactions with full month negative impact not realized until receipt of the April in store sales tax transactions in July						
Assumption	*Assume 23% reduction in tax revenue commencing March 20 / recovery begins with in store June transactions with slow ramp up not fully recovered by year end*						
State Income Tax	$	8,396,000	6,026,262	5,761,673	(264,589)	7,894,438	(501,562)
Distribution	*Income tax distribution is 2 months delayed between payroll month and city receipt of tax distribution from state*						
	City will begin to see the negative impact of March 20 "Shelter in Place Order" and subsequent business closure with income tax distributions in June for April payroll transactions						
Assumption	*Assume 1 in 6 workers unemployed in IL commencing April with rehiring ramp up beginning in June with 10% not rehired before year end*						

City of Decatur, Illinois
City Fund Revenue Projection

Illinois Executive Order *Shelter in Place Executive Order of March 20, 2020 effective at 5pm March 21, 2020*
Closure of "non-essential" business operations

update	***Budget Revenue***	***YTD Budget***	***YTD Actual***	***position vs budget***	***Year Projection***	***Year o(u) budget***
General Fund						
Utility Gas & Electric	*$ 4,805,000*	*3,329,458*	*3,029,515*	*(299,943)*	*4,374,815*	*(430,185)*
Distribution	*Utility tax distribution is 2 months delayed between transaction month and city receipt of tax distribution from Ameren*					
	City expects no negative impact due to COVID-19					
Assumption	*Projected revenue reduction is the result of the recent mild winter weather season resulitng in lower energy consumption and continued industrial entity energy consumption demand (due energy efficiencies)*					
Food & Beverage	*$ 3,427,500*	*2,275,596*	*2,077,375*	*(198,221)*	*3,083,544*	*(343,956)*
Distribution	*F&B tax is collected locally with tax distribution in the month following the in store transaction*					
	City will begin to see the negative impact of March 20 "Shelter in Place Order" and subsequent business impact with F&B tax receipts in April for March in store F&B transactions					
Assumption	*Assumes closures with 60% operation commencing March 20 / reopenings to public in July with ramp up over several months before full service / prediction of 10% business failure*					
Hotel Motel Tax	*$ 991,000*	*592,120*	*413,164*	*(178,956)*	*645,559*	*(345,441)*
Distribution	*Hotel / motel tax is collected locally with tax distribution in the month following the in hotel / motel transaction*					
	City will begin to see the negative impact of March 20 "Shelter in Place Order" and subsequent business impact with hotel / motel tax receipts in April for March transactions					
Assumption	*Assumes occupancy with 0% operation commencing March 20 / reopenings to public in June with slow ramp up over several months with full recovery not expected in 2020*					

City of Decatur, Illinois
City Fund Revenue Projection

Illinois Executive Order *Shelter in Place Executive Order of March 20, 2020 effective at 5pm March 21, 2020*
Closure of "non-essential" business operations

update		***Budget Revenue***	***YTD Budget***	***YTD Actual***	***position vs budget***	***Year Projection***	***Year o(u) budget***
General Fund							
Property Tax	$	9,000,000	4,819,531	4,998,105	178,574	9,000,000	-

Distribution *Property tax is billed and collected by the Macon County Treasurer*

Current expectation is for property tax bills to be issued to property owners in the near term with 1st installment tax payment due June 15 and expected property tax distrubution to the City in July

Assumption *Assume property tax revenues will be received by the City as planned, albeit with delayed distrubution in year*

State Local Use Tax	$	2,764,000	1,840,614	1,974,128	133,514	2,934,450	170,450

Distribution *State use tax distribution is 3 months delayed between transaction month and city receipt of tax distribution from state*

City has experienced increased use tax revenue to date at 104% of budget expectation, determined to be attributed to online internet trnasactions

Assumption *Assume use tax distribution will increase in near term months (transactions Mar to May) and revert to 104%*

Video Gaming	$	1,720,000	1,148,776	637,991	(510,785)	1,031,580	(688,420)

Distribution *Video gaming tax distribution is 2 months delayed between transaction month and city receipt of tax distribution from state*

Video Gaming operations were shut down by State Executive Order effective March 16, 2020.

Assumption *Assume video gaming restart in July, with limited participation achieving 75% by year end*

City of Decatur, Illinois
City Fund Revenue Projection

Illinois Executive Order *Shelter in Place Executive Order of March 20, 2020 effective at 5pm March 21, 2020*
Closure of "non-essential" business operations

update		***Budget Revenue***	***YTD Budget***	***YTD Actual***	***position vs budget***	***Year Projection***	***Year o(u) budget***
General Fund							
Fees for Service	*$*	*3,703,658*	*2,236,685*	*1,556,927*	*(679,758)*	*2,926,107*	*(777,551)*
Distribution	*Fees for service delivered by city with revenue in month of payment receipt*						
	Licenses, permits, court fines & fees, citations, etc.						
Assumption	*Various assumptions. Main negative drivers include reduced liquor licenses, reduced parking permits, reduced court fines and fees, reduced code citations, during period / various recovery*						
Local Motor Fuel Tax Fund							
Local Motor Fuel Tax	*$*	*1,956,488*	*1,292,218*	*1,112,622*	*(179,596)*	*1,644,038*	*(312,450)*
Distribution	*Local Motor Fuel tax is collected locally with tax distribution in the month following the in store transaction*						
	City will begin to see the negative impact of March 20 "Shelter in Place Order" with Local Motor Fuel tax receipts in April for March transactions						
Assumption	*Assume 27% reduction in tax revenue commencing March 20 / recovery begins with June transactions with slow ramp up not fully recovered by year end*						
State Motor Fuel Tax Fund							
State Motor Fuel Tax	*$*	*3,187,120*	*1,730,091*	*1,861,164*	*131,073*	*3,172,490*	*(14,630)*
Distribution	*State Motor Fuel tax distribution is 3 months delayed between sale transaction month and city receipt of tax distribution from state*						
	City will begin to see the negative impact of March 20 "Shelter in Place Order" with State Motor Fuel tax receipts in April sales tax transactions in July						
Assumption	*Assume 20% reduction in tax revenue commencing March 20 / recovery begins with June transactions with slow ramp up not fully recovered by year end*						

City of Decatur, Illinois
City Fund Revenue Projection
Assumptions

Budget	
Actual	
Projection	

Date: July 10, 2020

Home

	Assumption	Baseline Revenue $	Jan Actual	Feb Actual	Mar Actual	Apr Actual	May Actual	Jun Projection	Jul Projection	Aug Projection	Sep Projection	Oct Projection	Nov Projection	Dec Projection	Total Projection	Change vs. Original Budget
General Fund																
Local Taxes																
	transaction month		Q4 IL Bell	Q4 Comcast		Q1 IL Bell	Q1 Comcast		Q2 IL Bell	Q2 Comcast			Q3 Both			
Cable TV	budget	$ 971,000	22,936	223,539	(3,823)	19,847	225,164	-	18,415	223,989	-	-	240,933	-	971,000	$ 971,000
	actual / forecast		16,892	229,481	-	16,827	230,292	-	16,588	226,172	-	-	240,933	-	977,186	
		assumption	100%	100%	100%	100%	100%	100%	100%	100%	100%	100%	100%	100%		
		Projection	16,892	229,481	-	16,827	230,292	-	16,588	226,172	-	-	240,933	-	977,186	6,186
		Assume activity as normal														
	transaction month		Dec	Jan	Feb	Mar	Apr	May	Jun	Jul	Aug	Sep	Oct	Nov		
Food & Beverage	budget as is	$ 3,427,500	300,807	245,360	255,056	294,732	290,471	304,560	301,973	282,637	305,446	286,043	278,973	281,442	3,427,500	$ 3,427,500
	actual / forecast		284,618	257,752	244,619	222,250	217,302	269,971	290,434	290,429	305,446	286,043	278,973	281,442	3,229,279	
		assumption	100%	100%	100%	100%	100%	100%	100%	100%	80%	90%	90%	90%		
		Projection	284,618	257,752	244,619	222,250	217,302	269,971	290,434	290,429	244,357	257,439	251,076	253,298	3,083,544	(343,956)
		Assume closures per Shelter in Place with 60% operation commencing March 20 / Reopenings to public in July with ramp up over several months / prediction for 10% business faliure														
	transaction month		Dec	Jan	Feb	Mar	Apr	May	Jun	Jul	Aug	Sep	Oct	Nov		
Hotel Motel	budget as is	$ 991,000	62,169	59,274	61,368	71,774	80,368	76,757	93,344	87,066	141,191	97,631	83,985	76,073	991,000	$ 991,000
	actual / forecast		47,544	60,919	64,916	47,822	36,989	42,366	51,435	61,174	141,191	97,631	83,985	76,073	812,044	
		assumption	100%	100%	100%	100%	100%	100%	100%	100%	45%	50%	75%	75%		
		Projection	47,544	60,919	64,916	47,822	36,989	42,366	51,435	61,174	63,536	48,816	62,989	57,055	645,559	(345,441)
		Assume heads in beds shut downs commencing March 20 / Reopening August wih slow ramp up														
	transaction month															
Mobile Home Privelege	budget as is	$ 15,000	-	-	-	-	-	-	-	-	-	-	-	15,000	15,000	$ 15,000
	actual / forecast		-	-	-	-	-	-	-	-	-	-	-	15,000	15,000	
		assumption	100%	100%	100%	100%	100%	0%	0%	100%	0%	0%	0%	100%		
		Projection	-	-	-	-	-	-	-	-	-	-	-	15,000	15,000	-
		Assume activity as normal														
	transaction month															
Property Tax	budget as is	$ 9,000,000	-	-	-	-	-	-	4,819,531	-	-	3,185,750	-	994,719	9,000,000	$ 9,000,000
	actual / forecast		-	-	-	-	-	-	2,608,559	2,389,546	-	3,007,176	-	994,719	9,000,000	
		assumption	100%	100%	100%	100%	100%	0%	100%	100%	100%	100%	0%	100%		
		Projection	-	-	-	-	-	-	2,608,559	2,389,546	-	3,007,176	-	994,719	9,000,000	-
		Assume May payment date delayed by 1 month to June / tax distribution to city in July / September payments due as normal														
	transaction month		Oct	Nov	Dec	Jan	Feb	Mar	Apr	May	Jun	Jul	Aug	Sep		
Telephone Utility	budget as is	$ 1,555,000	131,032	126,483	132,593	121,972	196,129	124,182	119,259	130,811	118,531	118,608	122,377	113,023	1,555,000	$ 1,555,000
	actual / forecast		118,281	149,194	123,430	108,714	109,646	111,749	111,967	110,398	100,751	100,817	104,020	96,070	1,345,037	
		assumption	100%	100%	100%	100%	100%	100%	100%	100%	100%	100%	100%	100%		
		Projection	118,281	149,194	123,430	108,714	109,646	111,749	111,967	110,398	100,751	100,817	104,020	96,070	1,345,037	(209,963)
		Reforecast with 15% shortfall May YTD														
	transaction month		Nov	Dec	Jan	Feb	Mar	Apr	May	Jun	Jul	Aug	Sep	Oct		
Utility Gas & Electric	budget as is	$ 4,805,000	446,534	468,705	483,270	436,207	389,900	343,742	402,452	358,648	376,179	385,497	349,498	364,368	4,805,000	$ 4,805,000
	actual / forecast		399,612	446,586	423,748	399,998	357,108	308,307	332,111	362,045	345,000	350,800	318,000	331,500	4,374,815	
		assumption	100%	100%	100%	100%	100%	100%	100%	100%	100%	100%	100%	100%		
		Projection	399,612	446,586	423,748	399,998	357,108	308,307	332,111	362,045	345,000	350,800	318,000	331,500	4,374,815	(430,185)
		Reforecast with 9% shortfall April YTD														
Total Local Taxes		$ 20,764,500	963,478	1,123,361	928,464	944,532	1,182,032	849,241	5,754,974	1,083,151	941,347	4,073,529	1,075,766	1,844,625	20,764,500	$ 20,764,500
		Projection	866,947	1,143,932	856,713	795,611	951,338	732,393	3,411,094	3,439,763	753,644	3,765,047	977,018	1,747,641	19,441,141	(1,323,359)
State Remitted Taxes																
	transaction month		Oct	Nov	Dec	Jan	Feb	Mar	Apr	May	Jun	Jul	Aug	Sep		
Auto Rental	budget as is	$ 43,000	3,938	3,287	3,178	2,972	3,104	3,596	3,543	3,743	3,792	4,278	4,223	3,346	43,000	$ 43,000
	actual / forecast		3,598	3,113	3,292	3,127	2,577	2,697	1,360	1,794	3,792	4,278	4,223	3,346	37,197	
		assumption	100%	100%	100%	100%	100%	100%	100%	100%	75%	75%	75%	75%		
		Projection	3,598	3,113	3,292	3,127	2,577	2,697	1,360	1,794	2,844	3,209	3,167	2,510	33,287	(9,713)
		Assume rental volume reduction commencing March														
	transaction month		Nov	Dec	Jan	Feb	Mar	Apr	May	Jun	Jul	Aug	Sep	Oct		
Cannabis	budget as is	$ 25,000	-	-	2,500	2,500	2,500	2,500	2,500	2,500	2,500	2,500	2,500	2,500	25,000	$ 25,000
	actual / forecast		-	-	5,348	7,108	3,587	2,778	3,715	4,236	2,500	7,000	7,000	7,000	50,272	
		assumption	100%	100%	100%	100%	100%	100%	100%	100%	100%	100%	100%	100%		
		Projection	-	-	5,348	7,108	3,587	2,778	3,715	4,236	2,500	7,000	7,000	7,000	50,272	25,272
		Assume activity as normal														

City of Decatur, Illinois
City Fund Revenue Projection
Assumptions

Budget
Actual
Projection

Date: July 10, 2020

Home

	Assumption	Baseline Revenue $	Jan Actual	Feb Actual	Mar Actual	Apr Actual	May Actual	Jun Projection	Jul Projection	Aug Projection	Sep Projection	Oct Projection	Nov Projection	Dec Projection	Total Projection	Change vs. Original Budget
General Fund																
	transaction month		Oct	Nov	Dec	Jan	Feb	Mar	Apr	May	Jun	Jul	Aug	Sep		
Local Sales Tax	budget as is	$ 10,249,000	893,465	865,232	969,665	696,467	737,850	857,068	861,652	924,961	874,867	869,606	873,473	824,694	10,249,000	$ 10,249,000
	actual / forecast		862,508	839,293	942,329	716,057	718,064	747,329	717,514	805,739	874,867	869,606	873,473	824,694	9,791,473	
		assumption	100%	100%	100%	100%	100%	100%	100%	100%	82%	85%	87%	88%		
		Projection	862,508	839,293	942,329	716,057	718,064	747,329	717,514	805,739	717,391	739,165	759,922	725,731	9,291,041	(957,959)
		2 month delay in revenue receipt (May rev is Feb sale) / Refer to work papers / Assume 25% reduction in tax revenue commencing March 20 / restoration begins in June with slow ramp up														
	transaction month		Oct	Nov	Dec	Jan	Feb	Mar	Apr	May	Jun	Jul	Aug	Sep		
Local Use Tax	budget as is	$ 2,764,000	228,374	252,690	305,563	177,254	204,199	232,139	219,723	220,672	224,336	230,628	220,955	247,467	2,764,000	$ 2,764,000
	actual / forecast		244,618	229,171	314,455	217,745	189,224	240,704	254,820	283,392	224,336	230,628	220,955	247,467	2,897,514	
		assumption	100%	100%	100%	100%	100%	100%	100%	100%	104%	104%	104%	104%		
		Projection	244,618	229,171	314,455	217,745	189,224	240,704	254,820	283,392	233,309	239,853	229,793	257,366	2,934,450	170,450
		Reforecast with April YTD 104% of budget / Assume activity as normal														
	transaction month		Nov	Dec	Jan	Feb	Mar	Apr	May	Jun	Jul	Aug	Sep	Oct		
State Income	budget as is	$ 8,396,000	654,463	787,372	474,099	761,503	1,584,036	494,688	739,794	530,307	469,348	837,403	546,535	516,452	8,396,000	$ 8,396,000
	actual / forecast		696,621	717,710	533,688	783,855	767,466	475,376	754,878	1,032,080	469,348	837,403	546,535	516,452	8,131,411	
		assumption	100%	100%	100%	100%	100%	100%	100%	100%	90%	90%	90%	90%		
		Projection	696,621	717,710	533,688	783,855	767,466	475,376	754,878	1,032,080	422,413	753,663	491,882	464,807	7,894,438	(501,562)
		Assume 1 in 6 unemployed in IL commencing April with rehiring ramp up beginning June with 10% not rehired; May receipt shortfall moved to September														
	transaction month		Nov	Dec	Jan	Feb	Mar	Apr	May	Jun	Jul	Aug	Sep	Oct		
State Replacement	budget as is	$ 1,190,000	115,281	-	52,312	227,595	274,645	3,093	164,175	19,696	-	284,450	1,299	47,454	1,190,000	$ 1,190,000
	actual / forecast		175,190	1,981	35,383	247,577	160,025	-	160,477	121,727	100,000	284,450	1,299	47,454	1,335,563	
		assumption	100%	100%	100%	100%	100%	100%	100%	100%	100%	100%	100%	100%		
		Projection	175,190	1,981	35,383	247,577	160,025	-	160,477	121,727	100,000	284,450	1,299	47,454	1,335,563	145,563
		Assume activity as normal other than May receipt shortfall moved to September														
	transaction month		Oct	Nov	Dec	Jan	Feb	Mar	Apr	May	Jun	Jul	Aug	Sep		
State Sales Tax	budget as is	$ 11,396,000	982,060	931,889	1,097,157	796,608	840,652	973,300	964,793	1,015,160	926,519	976,022	965,865	925,975	11,396,000	$ 11,396,000
	actual / forecast		968,804	945,787	1,097,327	834,858	845,026	894,237	843,412	927,212	926,519	976,022	965,865	925,975	11,151,043	
		assumption	100%	100%	100%	100%	100%	100%	100%	100%	84%	87%	88%	89%		
		Projection	968,804	945,787	1,097,327	834,858	845,026	894,237	843,412	927,212	778,276	849,139	849,961	824,118	10,658,156	(737,844)
		2 month delay in revenue receipt (May rev is Feb sale) / Refer to work papers / Assume 20% reduction in tax revenue commencing March 20 / restoration begins in June with slow ramp up														
	transaction month		Nov	Dec	Jan	Feb	Mar	Apr	May	Jun	Jul	Aug	Sep	Oct		
Video Gaming Tax	budget as is	$ 1,720,000	132,573	141,961	127,272	142,952	173,000	148,388	148,239	134,391	139,315	141,890	139,069	150,950	1,720,000	$ 1,720,000
	actual / forecast		135,374	133,358	135,318	145,178	88,724	39	-	-	139,315	141,890	139,069	150,950	1,209,215	
		assumption	100%	100%	100%	100%	100%	100%	0%	0%	50%	75%	75%	75%		
		Projection	135,374	133,358	135,318	145,178	88,724	39	-	-	69,658	106,418	104,302	113,213	1,031,580	(688,420)
		Assume video gaming restart in July														
Total State Taxes		$ 35,783,000	$ 3,010,154	$ 2,982,431	$ 3,031,746	$ 2,807,851	$ 3,819,986	$ 2,714,772	$ 3,104,419	$ 2,851,430	$ 2,640,677	$ 3,346,777	$ 2,753,919	$ 2,718,838	$ 35,783,000	$ 35,783,000
		Projection	3,086,713	2,870,413	3,067,140	2,955,505	2,774,691	2,363,160	2,736,175	3,176,180	2,326,391	2,982,896	2,447,325	2,442,197	33,228,788	(2,554,212)
Other Governmental Source																
	transaction month															
Road & Bridge Tax	budget as is	$ 410,000	-	-	-	-	-	-	218,552	-	-	152,212	-	39,236	410,000	$ 410,000
	actual / forecast		-	-	-	-	-	-	114,000	107,132	-	149,631	-	39,236	410,000	
		assumption	100%	100%	100%	100%	100%	100%	100%	100%	100%	100%	100%	100%		
		Projection	-	-	-	-	-	-	114,000	107,132	-	149,631	-	39,236	410,000	-
		Assume activity as normal														
Internal City Service																
City Cross Charges	budget as is	$ 6,685,317	557,110	557,110	557,110	557,110	557,110	557,110	557,110	557,110	557,110	557,110	557,110	557,107	6,685,317	$ 6,685,317
	actual / forecast		557,110	557,110	557,110	557,110	557,110	557,110	557,110	557,110	557,110	557,110	557,110	557,107	6,685,315	
		assumption	100%	100%	100%	100%	100%	100%	100%	100%	100%	100%	100%	100%		
		Projection	557,110	557,110	557,110	557,110	557,110	557,110	557,110	557,110	557,110	557,110	557,110	557,107	6,685,315	(2)
		Assume activity as normal														
CDBG Reimbursement	budget as is	$ 390,192	33,879	48,457	33,384	34,748	17,910	4,230	4,052	4,887	4,179	135,728	43,440	25,298	390,192	$ 390,192
	actual / forecast		44,838	40,479	31,650	53,000	10,660	6,632	5,249	2,380	4,179	135,728	43,440	25,298	403,534	
		assumption	100%	100%	100%	100%	100%	100%	100%	100%	100%	100%	100%	100%		
		Projection	44,838	40,479	31,650	53,000	10,660	6,632	5,249	2,380	4,179	135,728	43,440	25,298	403,534	13,342
		Assume activity as normal														

City of Decatur, Illinois
City Fund Revenue Projection
Assumptions
Home

Budget
Actual
Projection

Date: July 10, 2020

	Assumption	Baseline Revenue $	Jan Actual	Feb Actual	Mar Actual	Apr Actual	May Actual	Jun Projection	Jul Projection	Aug Projection	Sep Projection	Oct Projection	Nov Projection	Dec Projection	Total Projection	Change vs. Original Budget
General Fund																
HOME Reimbursement	budget as is	$ 104,041	5,180	12,027	1,297	1,123	8,219	10,934	12,385	16,136	7,611	3,370	17,034	8,725	104,041	$ 104,041
	actual / forecast		6,438	2,169	2,942	1,291	2,338	4,898	4,321	3,059	7,611	3,370	17,034	8,725	64,196	
		assumption	100%	100%	100%	100%	100%	100%	100%	100%	100%	100%	100%	100%		
		Projection	6,438	2,169	2,942	1,291	2,338	4,898	4,321	3,059	7,611	3,370	17,034	8,725	64,196	(39,845)
		Assume activity as normal														
DUATS Reimbursement	budget as is	$ 207,359	125,723	-	81,636	-	-	-	-	-	-	-	-	-	207,359	$ 207,359
	actual / forecast		-	114,869	-	-	-	-	44,862	-	-	-	207,359	-	367,090	
		assumption	100%	100%	100%	100%	100%	100%	100%	100%	100%	100%	100%	100%		
		Projection	-	114,869	-	-	-	-	44,862	-	-	-	207,359	-	367,090	159,731
		Assume activity as normal														
MFT Reimbursement	budget as is	$ 550,000	27,259	43,345	(1,061)	54,254	98,229	(22,707)	60,445	47,235	45,545	47,712	69,636	80,108	550,000	$ 550,000
	actual / forecast		29,162	39,065	46,340	53,366	48,083	43,369	27,717	31,363	48,000	48,000	48,000	51,433	513,899	
		assumption	100%	100%	100%	100%	100%	100%	100%	100%	100%	100%	100%	100%		
		Projection	29,162	39,065	46,340	53,366	48,083	43,369	27,717	31,363	48,000	48,000	48,000	51,433	513,899	(36,101)
		Assume activity as normal														
Water Street Cuts	budget as is	$ 311,000	26,494	11,892	57,386	39,073	40,074	6,215	35,526	26,783	18,208	17,020	15,383	16,946	311,000	$ 311,000
	actual / forecast		39,655	20,515	20,111	18,509	16,036	5,530	16,414	11,162	18,208	17,020	15,383	16,946	215,490	
		assumption	100%	100%	100%	100%	100%	100%	100%	100%	100%	100%	100%	100%		
		Projection	39,655	20,515	20,111	18,509	16,036	5,530	16,414	11,162	18,208	17,020	15,383	16,946	215,490	(95,510)
		Assume activity as normal														
Total Internal City		$ 8,247,909	$ 775,645	$ 672,831	$ 729,752	$ 686,308	$ 721,542	$ 555,782	$ 669,518	$ 652,151	$ 632,653	$ 760,940	$ 702,603	$ 688,184	$ 8,247,909	$ 8,247,909
		Projection	677,203	774,207	658,153	683,276	634,228	617,539	655,673	605,074	635,108	761,228	888,326	659,509	8,249,524	1,615
3rd Party Revenue																
Ameren Franchise	budget as is	$ 921,000	76,750	76,750	76,750	76,750	76,750	76,750	76,750	76,750	76,750	76,750	76,750	76,750	921,000	$ 921,000
	actual / forecast		76,759	76,759	76,759	76,759	76,759	76,759	76,759	76,759	76,759	76,759	76,759	76,759	921,109	
		assumption	100%	100%	100%	100%	100%	100%	100%	100%	100%	100%	100%	100%		
		Projection	76,759	76,759	76,759	76,759	76,759	76,759	76,759	76,759	76,759	76,759	76,759	76,759	921,109	109
		Assume activity as normal														
Electric Aggregation	budget as is	$ 185,000	12,540	16,243	15,270	15,425	12,412	11,928	12,326	24,322	21,824	16,663	15,627	10,420	185,000	$ 185,000
	actual / forecast		11,304	14,811	13,515	13,097	11,500	10,917	15,812	22,770	21,824	16,663	15,627	10,420	178,260	
		assumption	100%	100%	100%	100%	100%	100%	100%	100%	100%	100%	100%	100%		
		Projection	11,304	14,811	13,515	13,097	11,500	10,917	15,812	22,770	21,824	16,663	15,627	10,420	178,260	(6,740)
		Assume activity as normal														
Total 3rd Party Rev		$ 1,106,000	89,290	92,993	92,020	92,175	89,162	88,678	89,076	101,072	98,574	93,413	92,377	87,170	1,106,000	$ 1,106,000
		Projection	88,063	91,570	90,274	89,856	88,260	87,676	92,571	99,529	98,583	93,422	92,386	87,179	1,099,370	(6,630)
Grants																
Grants	budget as is	$ 384,933	25,543	3,761	7,852	12,024	15,119	71,039	16,241	13,106	46,883	5,109	12,847	155,409	384,933	$ 384,933
	actual / forecast		36,782	9,380	6,575	10,242	32,684	9,204	15,005	45,619	46,883	5,109	12,847	345,405	575,736	
		assumption	100%	100%	100%	100%	100%	100%	100%	100%	100%	100%	100%	100%		
		Projection	36,782	9,380	6,575	10,242	32,684	9,204	15,005	45,619	46,883	5,109	12,847	345,405	575,736	190,803
		Assume activity as normal														
Fees for Service External																
Licenses & Permits	budget as is	$ 189,000	7,750	2,134	779	7,065	6,265	2,266	800	1,192	5,178	4,374	27,340	123,857	189,000	$ 189,000
	actual / forecast		27,140	13,603	5,640	5,030	6,125	1,956	3,217	2,451	5,178	4,374	27,340	123,857	225,911	
		assumption	100%	100%	100%	100%	100%	100%	100%	100%	90%	90%	90%	90%		
		Projection	27,140	13,603	5,640	5,030	6,125	1,956	3,217	2,451	4,660	3,937	24,606	111,471	209,836	20,836
		Assume already enacted renewal and payment deferal until June 30 / recovery in June at 90% level														
Liquor Licenses	budget as is	$ 527,000	-	200	2,884	14,220	292,371	201,315	5,007	2,860	5,940	2,203	-	-	527,000	$ 527,000
	actual / forecast		3,717	1,287	1,496	-	-	-	326,750	164,840	5,940	2,203	-	-	506,233	
		assumption	100%	100%	100%	100%	100%	100%	100%	100%	80%	80%	100%	100%		
		Projection	3,717	1,287	1,496	-	-	-	326,750	164,840	4,752	1,762	-	-	504,604	(22,396)
		Assume already enacted renewal deferal unitl August 31 / recovery in August at 80% level														
Boats & Piers	budget as is	$ 110,000	-	92	249	35,235	43,836	15,750	9,525	2,989	1,974	325	-	25	110,000	$ 110,000
	actual / forecast		-	-	38	30	66	85,626	16,737	5,192	1,974	325	-	25	110,013	
		assumption	100%	100%	100%	100%	100%	100%	100%	100%	90%	90%	90%	90%		
		Projection	-	-	38	30	66	85,626	16,737	5,192	1,777	293	-	23	109,781	(219)
		Assume already enacted renewal deferal unitl June 30 / recovery in June at 90% level														

City of Decatur, Illinois
City Fund Revenue Projection
Assumptions

Budget	
Actual	
Projection	
Home	

Date: July 10, 2020

	Assumption	Baseline Revenue $	Jan Actual	Feb Actual	Mar Actual	Apr Actual	May Actual	Jun Projection	Jul Projection	Aug Projection	Sep Projection	Oct Projection	Nov Projection	Dec Projection	Total Projection	Change vs. Original Budget
General Fund																
Building Permits	budget as is	$ 514,000	11,531	42,009	37,418	46,829	39,991	53,549	67,441	57,479	66,268	32,837	33,934	24,714	514,000	$ 514,000
	actual / forecast		27,997	8,619	24,645	21,774	29,705	31,040	34,764	24,409	66,268	32,837	33,934	24,714	360,706	
		assumption	100%	100%	100%	100%	100%	100%	100%	100%	75%	75%	75%	75%		
		Projection	27,997	8,619	24,645	21,774	29,705	31,040	34,764	24,409	49,701	24,628	25,451	18,536	321,268	(192,732)
		Assume 50% effective April														
Parking	budget as is	$ 388,000	32,370	49,807	35,790	33,479	31,793	27,374	24,283	21,899	57,194	27,435	20,450	26,126	388,000	$ 388,000
	actual / forecast		20,568	15,945	14,822	11,103	6,123	12,745	12,202	10,045	57,194	27,435	20,450	26,126	234,757	
		assumption	100%	100%	100%	100%	100%	100%	100%	100%	90%	90%	90%	90%		
		Projection	20,568	15,945	14,822	11,103	6,123	12,745	12,202	10,045	51,475	24,692	18,405	23,513	221,636	(166,364)
		Assume 20% effective April / recommence parking enforcement in July at 90% level														
Admin & Circuit Court	budget as is	$ 441,000	29,658	34,611	37,803	43,245	41,515	52,726	41,476	40,217	33,246	38,050	25,379	23,074	441,000	$ 441,000
	actual / forecast		17,968	14,705	28,119	1,548	16,304	5,090	16,580	65,006	33,246	38,050	25,379	23,074	285,069	
		assumption	100%	100%	100%	100%	100%	100%	100%	100%	100%	100%	100%	100%		
		Projection	17,968	14,705	28,119	1,548	16,304	5,090	16,580	65,006	33,246	38,050	25,379	23,074	285,069	(155,931)
		Assume 0% effective April / recommence in August at 100% level														
Fines & Citations	budget as is	$ 664,558	43,269	39,108	51,792	41,974	61,315	63,534	59,988	69,109	57,595	77,293	48,706	50,875	664,558	$ 664,558
	actual / forecast		49,062	46,710	42,880	7,098	10,084	16,919	24,662	25,184	42,775	62,473	33,886	36,055	397,787	
		assumption	100%	100%	100%	100%	100%	100%	100%	100%	75%	75%	75%	75%		
		Projection	49,062	46,710	42,880	7,098	10,084	16,919	24,662	25,184	32,081	46,855	25,415	27,041	353,990	(310,568)
		Assume 0% effective April / recommence in August at 75% level														
City Property	budget as is	$ 199,600	92	3,587	41,571	783	5,302	10,881	2,683	3,217	3,217	3,217	5,625	119,425	199,600	$ 199,600
	actual / forecast		(54)	100	5,299	942	14,849	92,801	100	2,300	92	92	2,058	116,300	234,879	
		assumption	100%	100%	100%	100%	100%	100%	100%	100%	100%	100%	100%	100%		
		Projection	(54)	100	5,299	942	14,849	92,801	100	2,300	92	92	2,058	116,300	234,879	35,279
		Assume 0% effective April / assume sale of Brentwood Fire station 5 and Fire apparatus before end of year														
Other Miscellaneous	budget as is	$ 45,000	2,080	1,872	8,405	2,103	2,561	7,510	2,370	7,737	1,888	1,564	2,877	4,033	45,000	$ 45,000
	actual / forecast		4,749	11,840	3,706	1,421	6,502	3,219	1,288	9,662	1,888	1,564	2,877	4,033	52,749	
		assumption	100%	100%	100%	100%	100%	100%	100%	100%	100%	100%	100%	100%		
		Projection	4,749	11,840	3,706	1,421	6,502	3,219	1,288	9,662	1,888	1,564	2,877	4,033	52,749	7,749
		Expense reimbursements and miscellaneous income / assume 100%														
Demolition Reimburse	budget as is	$ 45,000	4,282	9,810	5,859	3,609	2,802	1,956	1,756	3,273	2,596	2,498	3,441	3,118	45,000	$ 45,000
	actual / forecast		2,832	3,196	2,925	1,485	1,928	1,680	3,375	2,005	2,596	2,498	3,441	3,118	31,079	
		assumption	100%	100%	100%	100%	100%	100%	100%	100%	0%	0%	0%	0%		
		Projection	2,832	3,196	2,925	1,485	1,928	1,680	3,375	2,005	-	-	-	-	19,426	(25,574)
		Assume no demolition reimbursements to city commencing April / no recovery expected in 2020														
Public Safety	budget as is	$ 22,500	1,926	1,180	888	3,736	1,305	3,088	1,406	2,683	2,578	998	1,659	1,053	22,500	$ 22,500
	actual / forecast		4,320	557	1,654	9,319	25,323	1,425	927	2,755	2,578	998	1,659	1,053	52,568	
		assumption	100%	100%	100%	100%	100%	100%	100%	100%	50%	50%	50%	50%		
		Projection	4,320	557	1,654	9,319	25,323	1,425	927	2,755	1,289	499	830	527	49,424	26,924
		Police records revenue, police professional standard and fire program expense reimbursement / assume 50% commencing April / mainly representing police records revenue														
State Route Maint	budget as is	$ 127,000	31,507	-	-	-	31,507	-	-	-	31,504	-	32,118	-	126,636	$ 127,000
	actual / forecast		861	31,504	-	-	31,504	-	-	-	31,504	-	32,118	-	127,490	
		assumption	100%	100%	100%	100%	100%	100%	100%	100%	100%	100%	100%	100%		
		Projection	861	31,504	-	-	31,504	-	-	-	31,504	-	32,118	-	127,490	490
		Assume City PW maintenance activity will continue as planned														
PS School Reimburse	budget as is	$ 431,000	-	214,847	-	-	-	-	-	-	216,153	-	-	-	431,000	$ 431,000
	actual / forecast		-	217,114	-	-	-	-	-	218,843	-	-	-	-	435,957	
		assumption	100%	100%	100%	0%	0%	0%	0%	100%	100%	0%	0%	0%		
		Projection	-	217,114	-	-	-	-	-	218,843	-	-	-	-	435,957	4,957
		Assume school in session 2.5 mths Jan to May and 3.5 mths Aug to Dec is 6 mths of 9 mth school year / assume 67% reimbursement from school district														
Total Fees External		$ 3,703,658	164,465	399,257	223,438	232,278	560,563	439,949	216,735	212,655	485,331	190,794	201,529	376,300	3,703,294	$ 3,703,658
		Projection	159,160	365,180	131,224	59,750	148,512	252,501	440,601	532,691	212,464	142,371	157,137	324,517	2,926,107	(777,551)
Interest Income																
Interest Income	budget as is	$ 100,000	4,389	6,564	6,606	10,870	9,862	7,082	8,279	7,774	11,275	8,089	6,532	12,678	100,000	$ 100,000
	actual / forecast		5,625	6,013	14,606	361	281	11,026	178,805	318	2,500	2,500	2,500	2,500	227,034	
		assumption	100%	100%	100%	100%	100%	100%	100%	100%	100%	100%	100%	100%		
		Projection	5,625	6,013	14,606	361	281	11,026	178,805	318	2,500	2,500	2,500	2,500	227,034	127,034
		Assume cash flow (revenue shortfall) and interest rate reduction (market rates)														

City of Decatur, Illinois
City Fund Revenue Projection
Assumptions
Home

Budget
Actual
Projection

Date: July 10, 2020

	Assumption	Baseline Revenue $	Jan Actual	Feb Actual	Mar Actual	Apr Actual	May Actual	Jun Projection	Jul Projection	Aug Projection	Sep Projection	Oct Projection	Nov Projection	Dec Projection	Total Projection	Change vs. Original Budget
General Fund Revenue	**Projection**															
Local Taxes		$ 20,764,500	866,947	1,143,932	856,713	795,611	951,338	732,393	3,411,094	3,439,763	753,644	3,765,047	977,018	1,747,641	19,441,141	(1,323,359)
State Taxes		$ 35,783,000	3,086,713	2,870,413	3,067,140	2,955,505	2,774,691	2,363,160	2,736,175	3,176,180	2,326,391	2,982,896	2,447,325	2,442,197	33,228,788	(2,554,212)
Other Gov Source		$ 410,000	-	-	-	-	-	-	114,000	107,132	-	149,631	-	39,236	410,000	-
Internal City Service		$ 8,247,909	677,203	774,207	658,153	683,276	634,228	617,539	655,673	605,074	635,108	761,228	888,326	659,509	8,249,524	1,615
3rd Party Revenue		$ 1,106,000	88,063	91,570	90,274	89,856	88,260	87,676	92,571	99,529	98,583	93,422	92,386	87,179	1,099,370	(6,630)
Grants		$ 384,933	36,782	9,380	6,575	10,242	32,684	9,204	15,005	45,619	46,883	5,109	12,847	345,405	575,736	190,803
External Fees Service		$ 3,703,658	159,160	365,180	131,224	59,750	148,512	252,501	440,601	532,691	212,464	142,371	157,137	324,517	2,926,107	(777,551)
Interest Income		$ 100,000	5,625	6,013	14,606	361	281	11,026	178,805	318	2,500	2,500	2,500	2,500	227,034	127,034
Total Revenue		$ 70,500,000	4,920,493	5,260,695	4,824,685	4,594,601	4,629,994	4,073,500	7,643,925	8,006,308	4,075,573	7,902,203	4,577,539	5,648,185	66,157,700	(4,342,300)
			ok	ok	ok	ok	ok	ok	xx	xx	xx	xx	xx	xx		

Local Motor Fuel Tax Fund

	transaction month		Dec	Jan	Feb	Mar	Apr	May	Jun	Jul	Aug	Sep	Oct	Nov		
Local Motor Fuel Tax	budget	$ 1,956,488	163,785	156,623	142,351	155,707	162,520	173,521	173,666	164,046	177,379	158,586	172,248	156,057	1,956,488	$ 1,956,488
	actual / forecast		153,947	145,620	147,749	127,256	102,884	124,240	138,531	172,395	177,379	158,586	172,248	156,057	1,776,892	
		assumption	100%	100%	100%	100%	100%	100%	100%	100%	80%	80%	80%	80%		
		Projection	153,947	145,620	147,749	127,256	102,884	124,240	138,531	172,395	141,903	126,869	137,799	124,845	1,644,038	(312,450)
		Assume decrease in fuel volume consumed														

State Motor Fuel Tax Fund

	transaction month		Nov	Dec	Jan	Feb	Mar	Apr	May	Jun	Jul	Aug	Sep	Oct		
State Motor Fuel Tax	budget as is	$ 3,187,120	226,307	226,057	205,601	196,618	230,630	211,358	192,681	240,840	346,488	376,357	345,330	388,854	3,187,120	$ 3,187,120
	actual / forecast		334,151	236,781	234,236	242,487	225,768	178,759	183,917	225,064	346,488	376,357	345,330	388,854	3,318,193	
		assumption	100%	100%	100%	100%	100%	100%	100%	100%	90%	90%	90%	90%		
		Projection	334,151	236,781	234,236	242,487	225,768	178,759	183,917	225,064	311,839	338,721	310,797	349,969	3,172,490	(14,630)
		Assume decrease in fuel volume consumed														

DATE: 9/16/2020

MEMO: Letter to the Decatur City Council

TO: Honorable Mayor Moore Wolfe,
City Council Members

FROM: Scot Wrighton, City Manager
Gregg D. Zientara, City Treasurer & Director of Finance

ATTACHMENTS:

Description	Type
Risk Management Letter to Council	Cover Memo
Letter to Council	Cover Memo
Resolution AIX	Cover Memo
Insurance proposal	Cover Memo

LETTER to the DECATUR CITY COUNCIL
Finance Department

DATE: September 15, 2020

TO: Honorable Mayor Moore Wolfe
City Council

FROM: Scot Wrighton, City Manager
Gregg D. Zientara, City Treasurer & Director of Finance

SUBJECT: **Risk Management Insurance**

The recent social unrest events throughout the country, namely in Minneapolis, Portland, and Kenosha, as well as the weather related events from wind storms in the southern part of the country and fire hazards on the west coast, has created a significant shift in the risk management insurance profiles and risk coverage assessments in the insurance industry.

Although, it is believed that this is a shorter-term marketplace situation, insurance carriers have increased coverage pricing or have limited risk exposure in their coverage offerings, passing more risk exposure to insured clients.

As such, in these challenging financial times, city staff embarked upon a critical review of the risk management insurance coverages of the city.

Attached is the risk management insurance renewal proposal for the city for the coverage period effective October 1, 2020.

Although the city is experiencing some increased price of coverage due to these conditions, the city has been able to reduce the overall cost of insurance coverage for the policy period commencing October 1, 2020.

This is accomplished primarily from a significant reduction in the cost of workers compensation insurance coverage as the city shifts from a fully self-insured position to a pool insurance arrangement.

This change will save the city on the order of $300k in risk management insurance coverage expense in fiscal 2021.

Gregg D. Zientara
City Treasurer & Director of Finance

LETTER to the DECATUR CITY COUNCIL
Finance Department

DATE: September 15, 2020

TO: Honorable Mayor Moore Wolfe
City Council

FROM: Scot Wrighton, City Manager
Gregg D. Zientara, City Treasurer & Director of Finance

SUBJECT: **Resolution(s) Authorizing Insurance Coverage for Property, Liability and Workers Compensation for the City of Decatur, Illinois for the Policy Period October 1, 2020 to October 1, 2021**

SUMMARY RECOMMENDATION

City Administration recommends City Council approval of the attached resolution(s) authorizing insurance coverage for property and casualty, liability, and workers compensation for the period October 1, 2020 through October 1, 2021.

BACKGROUND

The Risk Management program of the City of Decatur includes a series of self insured and excess coverage policies securing the property and casualty, liability, and workers compensation risks of the organization.

The City has long maintained a self-insured position with excess insurance coverage at levels deemed to be affordable and appropriate in protecting the City from risk.

The City has an insurance broker and advisory arrangement with Arthur J. Gallagher Risk Management Services, through their Decatur office. Under this arrangement, Arthur J. Gallagher provides broker services including the shopping for insurance offerings and pricing, advisory services including evaluation and recommendation of coverage levels and insurance products, advisory services in all risk management matters, and loss mitigation services. This specific arrangement has been in place since 2014, and further includes a broker / advisor relationship with AJ Gallagher and its predecessors approaching 25+ years.

Existing Coverage – The City's expiring insurance program includes:

Property insurance – coverage limit of $1,000,000 per occurrence with a $150,000 SIR or deductible,
Excess Property insurance – coverage limit above $1,000,000 to total property of $212.5 million,
Liability insurance – coverage limit of $15,000,000 per occurrence with a $150,000 SIR or deductible,
Business auto liability – coverage limit $10,000,000 per accident with a $150,000 SIR or deductible,
Workers Compensation insurance – coverage limit of $50,000,000 with a $500,000 SIR or deductible,
Equipment breakdown insurance – coverage limit of 100,000,000 with a $5,000 SIR or deductible,
Crime insurance – coverage limit $500,000 per loss with a $5,000 SIR or deductible,
Cyber liability insurance – coverage limit of $1,000,000 per occurrence with a $25,000 SIR or deductible.
Crisis protection insurance – coverage limit of $1,000,000 per occurrence with $0 SIR or deductible.

Proposed Coverage – The City's renewed insurance program includes:

Property insurance – coverage limit of $1,000,000 per occurrence with a $150,000 SIR or deductible,
Excess Property insurance – coverage limit above $1,000,000 to total property of $234.7 million,
Liability insurance – coverage limit of $15,000,000 per occurrence with a $150,000 SIR or deductible,
Business auto liability – coverage limit $10,000,000 per accident with a $150,000 SIR or deductible,
Workers Compensation insurance – coverage limit of $50,000,000 with a $300,000 SIR or deductible,
Equipment breakdown insurance – coverage limit of 100,000,000 with a $5,000 SIR or deductible,
Crime insurance – coverage limit $500,000 per loss with a $5,000 SIR or deductible,
Cyber liability insurance – coverage limit of $5,000,000 per occurrence with a $50,000 SIR or deductible.
Crisis protection insurance – coverage limit of $1,000,000 per occurrence with $0 SIR or deductible.

Recommendation

City Risk Management hereby requests City Council authorization to proceed forward to bind coverage for the insurance period commencing October 1, 2020 and ending October 1, 2021, including renewal of the coverage as proposed.

Arthur J Gallagher marketed the City's coverage to multiple insurers to ascertain interest and competitiveness in the marketplace. The renewal proposals received from the expiring carriers offered the most competitive terms and conditions.

The city has elected to change the workers compensation insurance coverage from the former self-insured excess provider Liberty Mutual to the Illinois Public Risk Fund ("IPRF"). The IPRF is an Illinois Not-For-Profit Corporation established for the purpose of providing an intergovernmental joint insurance pool for insurance coverage of workers compensation insurance matters in the State of Illinois.

Selection of the IPRF for workers compensation insurance for the city will result in substantial insurance premium cost savings versus the former insurance position.

Annual premium $	Prior Price 2018 - 2019	Expiring Price 2019 - 2020	Proposed Price 2020 - 2021	% Change
Existing coverage:				
Property & liability	264,473.00	282,782.00	269,373.00	(5)%
Excess property	68,000.00	81,127.00	85,409.00	5%
Excess liability		27,189.00	76,600.00	++
Auto physical damage			60,349.00	++
Crisis protection		40,446.00	42,750.00	6%
Workers compensation	611,957.00	600,542.00	146,996.00	(76)%
Boiler, crime, cyber	20,524.00	21,139.00	76,572.00	++
Total coverage	964,954.00	1,053,225.00	758,049.00	(28)%

The market review conducted by Arthur J Gallagher indicated that the coverage and price offering from the expiring carriers could not be and would not be improved upon by other carriers given current marketplace climate and price offering of the expiring carriers.

City Risk Management has devoted much attention to the management of the city's workers compensation experience over this period, including, implementation of improved front end injury evaluation and treatment through the Company Nurse program; implementation of improved Occupational Health experience through HSHS; improved use of Nurse Case Manager services in the management of claim treatment; and, improved proactive management of claims.

These approaches have had a favorable impact.

Alternative Insurance Provider

During the insurance renewal process, the City approached several pool insurance providers. The investigation concluded that the self-insured position of the city for property, casualty and liability insurance coverage is best served in the self-insured position.

POTENTIAL OBJECTIONS

None

INPUT FROM OTHER SOURCES

Ted Miller & Cary Peters, Arthur J. Gallagher Risk Management Service, Inc.

STAFF REFERENCE

Scot Wrighton, City Manager
Gregg D. Zientara, City Treasurer & Director of Finance
Jenifer McCoskey, Risk Management Administrator

BUDGET/TIME IMPLICATIONS

Insurance coverage will commence effective October 1, 2020.

RESOLUTION NO. R2020 - _____

RESOLUTION AUTHORIZING PROPERTY AND LIABILITY INSURANCE COVERAGE FOR THE CITY OF DECATUR, ILLINOIS FOR THE POLICY PERIOD OCTOBER 1, 2020 TO OCTOBER 1, 2021

WHEREAS, the City of Decatur current business insurance coverage shall expire October 1, 2020, and,

WHEREAS, the City of Decatur is in need of property and liability insurance coverage for the period October 1, 2020 through October 1, 2021; and

WHEREAS, Arthur J. Gallagher Risk Management Services, Inc. has secured quotes on the City's behalf for property and liability insurance for the period October 1, 2020 through October 1, 2021; and,

WHEREAS, AIX Specialty Insurance Company (Hanover Insurance Companies) has submitted a quote to provide property, general liability, employee benefits liability, errors and omissions liability, employment practice liability, sexual harassment liability, sexual abuse liability, law enforcement liability, automobile liability, in the amount of $269,373.00.

BE IT THEREFORE RESOLVED BY THE CITY COUNCIL OF THE CITY OF DECATUR, ILLINOIS:

Section 1. That the quote of AIX Specialty Insurance Company (Hanover Insurance Companies) to supply property, general liability, employee benefits liability, errors and omissions liability, employment practice liability, sexual harassment liability, sexual abuse liability, law enforcement liability, automobile liability, in the amount of $269,373.00 to the City of Decatur be, and the same is hereby, accepted and approved.

Section 2. That the City Manager be, and is hereby authorized to direct Risk Management to execute the Client Authorization to Bind Coverage with Arthur J. Gallagher Risk Management Services for the afore-mentioned service in accordance with the quotes as submitted by said companies.

PRESENTED AND ADOPTED this 21st day of September, 2020.

_____
Julie Moore Wolfe, Mayor

ATTEST:

_____
Angela Harper
Deputy City Clerk

Proposal of Insurance

City Of Decatur
Revised 9.16.20

One Gary K. Anderson Plaza
Decatur, IL 62523

Presented: September 2, 2020
Effective: October 1, 2020

Michael McHugh
Area Senior Executive Vice President (Rolling Meadows)
Ted Miller
Area Senior Vice President (Decatur)
Cary Peters
Area Senior Vice President (Decatur)
Tia Incapreo
Account Executive (Rolling Meadows)

Arthur J. Gallagher Risk Management Services, Inc.
2850 Golf Road
Rolling Meadows, IL 60008

Gallagher CORE360™

Gallagher

Insurance | Risk Management | Consulting

ajg.com

©2018 Arthur J. Gallagher & Co. All rights reserved.

Table of Contents

Executive Summary 3
Exposure Comparison 5
Service Team 6
Program Structure 7
Named Insured 8
Market Review 9
Program Details 10
Package - Property - AIX Specialty Insurance Company 10
Package - General Liability - AIX Specialty Insurance Company 13
Package - Automobile - AIX Specialty Insurance Company 17
Excess Property - Travelers Excess and Surplus Lines Co 19
Crime - National Union Fire Insurance Company of Pittsburgh PA 22
Excess Crime - Hiscox Insurance Company Inc. 25
Auto Physical Damage - Hanover Insurance Company 27
Cyber Liability - ACE American Insurance Company 29
Excess Liability $5M Excess of $10M - Evanston Insurance Company 33
Gallagher Crisis Protect (GCP) - Underwriters at Lloyd's London, (More) 36
Premium Summary 39
Premium Financing 41
Payment Plans 42
Carrier Ratings and Admitted Status 43
Proposal Disclosures 44
Proposal Disclosures 45
Client Signature Requirements 47
Coverages for Consideration 48
Client Authorization to Bind Coverage 49
Appendix 52
Bindable Quotations & Compensation Disclosure Schedule 53
Binding Requirements 55
Claims Reporting By Policy 56
CORE360™ Loss Control Flyer 57
Cyber Liability eRiskHub Features 58
Appendix A: IPRF Proposal 60
Attachments
TRIA Rejection Pages

Gallagher
Insurance | Risk Management | Consulting

Executive Summary

Arthur J. Gallagher Risk Management Services, Inc. appreciates the opportunity to present this proposal for your consideration.

Mr. Gregg Zientara
City Treasurer & Director of Finance
City of Decatur
One Gary K. Anderson Plaza
Decatur, IL 62523-1196

RE: October 1, 2020 Insurance Program Renewal

Dear Gregg,

As I sit down to write this 2020/2021 Executive Summary, it is Week 25 of working from my home office due to the outlook of COVID-19. During the past 5.5 months, we have had to deal with the Global Pandemic Coronavirus. It has effected all of us in our work, play and social aspects of our lives. Who would have thought that in 2020 the catch phrase of the day would be "social distancing".

As Gallagher continues its 30-year plus relationship with the City, we truly value the partnership with the City and look forward to continued success for many years to come.

As outlined during our pre-renewal meeting, the insurance marketplace continues to harden. We continue to see significant rate increases on property, casualty and cyber coverages.

On the property coverages, insurance carriers are continuing to pay on catastrophic claims such as fires, floods and tornadoes. In the Midwest, insurance carriers are running convective storm analytic reports for severe storms, floods, wind and hail exposures. What this means to you is that the insurance carriers reinsurance costs continue to increase and those increases are being passed onto insureds as rate increases and limit reductions. The average property rate increase for clean risks with little loss history averages 30% to 40%. Risks with claims are seeing minimum rate increases of at least 65% and higher.

The casualty marketplace is seeing the effects of social inflation. Social inflation is increased costs due to rising litigation which results in larger jury verdicts. For our municipalities that means carriers are seeing more suits involving excessive force under law enforcement, large auto liability claims, large public officials claims involving alleged sexual harassment, and employment practice claims. Concerned with the litigation environment being favorable to plaintiffs, carriers are pushing rate increases, limit reductions, and coverage exclusions.

In regards to the City's package policy renewal, our team not only went to our incumbent carrier, AIX Specialty Insurance Company, and we also explored various self-insured pool options for the municipality. We approached the Illinois Municipal League, MICA, and CIRMA. All of these cooperatives provide coverage to municipalities on a self-insured basis. Based upon the quotations we received from each pool, it is our recommendation that the city renew their package policy with our current carrier AIX Specialty Insurance Company. Based upon previous law enforcement claims, and the addition of a number of transit (busses) units midyear, our carrier has given us a very competitive renewal.

In regards to the City's excess property coverage renewal, our long term partner, the Travelers Insurance Company, has given us very competitive renewal terms with a slight rate increase which is in line with the current marketplace.

The cyber liability market is very volatile for public entities, especially during this time of pandemic. Ransomware demands to municipalities are a constant. During the past year, many municipalities have had serious ransomware and hacking issues. Our renewal limit of $1,000,000 for cyber coverage renewal premium is relatively flat. We also secured alternative limit quotations for $3,000,000 and $5,000,000 limits. It is our recommendation that the city increase their cyber limit for this renewal.

As previously mentioned, the excess liability umbrella market is a product of social inflation. This 'social inflation' is a product of rising litigation which leads to high jury awards. During the past four years, the median average verdict for the top 50 cases in the US has doubled. What this means to us, is carriers are taking aggressive underwriting action. Carriers are reducing limits and increasing premiums. For carriers that used to have minimum premiums for higher limits of $5,000 per million, now have a minimum premium of $7,500-$15,000 per million. In regards to the 20/21 renewal, please be advised that the excess carrier has pointed out that the number of auto units has increased from 258 to 319 per the schedule that was furnished at renewal. This is solely attributable to the adding of transit vehicles in January of 2020. I was able to negotiate with the excess liability carrier to not charge the additional $22,000 of premium for this increased exposure. For the 20/21 renewal, the carrier will be charging for the increased exposure. In spite of this, the renewal for this coverage is still very competitive. If the city does not wish to purchase the additional $5M, we recommend the city purchase the $4M limit at $64,700.

The 2020/2021 renewal for crime coverage at a $500,000 limit is flat. We obtained an alternative limit of $1,500,000. This would give the City a total crime limit of $2,000,000. The additional premium for this coverage enhancement is nominal and it is recommended that the city purchase the higher limit.

After many years of the Illinois workers compensation market showing rate decreases, the market has begun to flatten. For the City's 2020 workers compensation renewal, we sought alternatives. We approached our incumbent carrier Liberty Mutual, and the Illinois Public Risk Fund (IPRF). The IPRF writes a majority of the municipalities for a number of years. One benefit of the program is that based upon your City's loss ratio, you can earn each year a safety grant. This grant will allow you to purchase safety equipment for police, fire, and public works at discounted costs. Based upon the significant program savings it is our recommendation that the city move their workers compensation coverage to IPRF.

In conclusion, the City of Decatur's 2020/2021 renewal pricing, coverages, and limits remained stable and is very competitively priced considering the current market conditions and pandemic.

We would like to thank you and your team for your cooperation during this unprecedented global pandemic. We value your loyalty and the relationship our team continues to develop with you on a daily basis.

Yours Truly,
Michael McHugh
Area Senior Executive Vice President

In the following pages, we will demonstrate what makes our company the best fit for your insurance placement and risk management needs. Thank you again for allowing us to be your partner in this placement.

Michael McHugh

Wednesday, September 2, 2020

Exposure Comparison

	2019	2020	% Change
TIV (excl APD)	$ 197,784,929.00	$ 214,547,937.00	8%
Auto Phys Damage	$ 14,704,550.00	$ 20,180,885.00	37%
Total TIV	$ 212,489,479.00	$ 234,728,822.00	10%
Fleet (Incl Busses)	408	429	5%

Gallagher
Insurance | Risk Management | Consulting

Service Team

Michael McHugh has primary service responsibility for your company. We operate using a team approach. Your Service Team consists of:

NAME / TITLE	PHONE / ALT. PHONE	EMAIL	ROLE
Michael McHugh Area Senior Executive Vice President	(630) 285-4373	Michael_McHugh@ajg.com	Co-Producer
Ted Miller Producer	(217) 233-3316	Ted_Miller@ajg.com	Co-Producer
Cary Peters Producer	(217) 233-3319	Cary_Peters@ajg.com	Co-Producer
Tia Incapreo Producer	(630) 438-1586	Tia_Incapreo@ajg.com	Co-Producer
Caitlin Murin Client Service Manager II	(630) 694-5462	Caitlin_Murin@ajg.com	Account Manager-Rolling Meadows
Alex Capotosto Client Service Manager Trainee	(630) 285-4194	Alex_Capotosto@ajg.com	Client Service Associate
Debbie Champion Client Service Manager	(309) 266-2111	Debbie_Champion@ajg.com	Account Manager-Decatur

Arthur J. Gallagher Risk Management Services, Inc.
Main Office Phone Number: (630) 773-3800

Gallagher
Insurance | Risk Management | Consulting

Program Structure

Gallagher
Insurance | Risk Management | Consulting

Named Insured

Named Insured Schedule:

Add / Change / Delete	Named Insured	Commercial Package	Excess Property	Crime	Excess Crime	Auto Physical Damage	Cyber Liability	Excess Workers Compensation	Excess Liability - $3M xs $10M	Gallagher Crisis Protect (GCP)
	City of Decatur	X	X	X	X	X	X	X	X	X
	Decatur Metropolitan Exposition, Auditorium and Office Building Authority	X	X							
	DBA Decatur Civic Center	X	X							
	Decatur Civic Center	X	X							

Note: Any entity not named in this proposal, may not be an insured entity. This may include affiliates, subsidiaries, LLC's, partnerships and joint ventures.

Gallagher
Insurance | Risk Management | Consulting

Market Review

We approached the following carriers in an effort to provide the most comprehensive and cost effective insurance program.

INSURANCE COMPANY	LINE OF COVERAGE	RESPONSE	PREMIUM
AIX Specialty Insurance Company	Package	Recommended Quote	$267,589.00
Travelers Excess and Surplus Lines Co	Excess Property	Recommended Quote	$85,409.00
National Union Fire Insurance Company of Pittsburgh PA	Crime	Recommended Quote	$3,068.00
Hiscox Insurance Company Inc.	Excess Crime	Recommended Quote	$5,778.00
ACE American Insurance Company	Cyber Liability - $1M	Quoted	$13,596.00
ACE American Insurance Company	Cyber Liability - 31M	Quoted	$36,376.00
ACE American Insurance Company	Cyber Liability - $5M	Recommended Quote	$55,810.00
Evanston Insurance Company	Excess Liability $5M Excess of $10M	Quoted	$76,600.00
Evanston Insurance Company	Excess Liability $4M Excess of $10M	Recommended Quote	$63,700.00
Evanston Insurance Company	Excess Liability 35M Excess of $10M	Quoted	$48,600.00
Hanover Insurance Company	APD - $100k Ded./$3M Limit	Quoted	$50,714.00
Hanover Insurance Company	APD - $100k Ded./$10M Limit	Quoted	$55,458.00
Hanover Insurance Company	APD - $100k Ded./$20M Limit	Recommended Quote	$60,349.00
Hanover Insurance Company	APD - $1M Ded./$3M Limit	Quoted	$39,096.00
Hanover Insurance Company	APD - $1M Ded./$10M Limit	Quoted	$42,687.00
Hanover Insurance Company	APD - $1M Ded./$20M Limit	Quoted	$46,508.00
Great American Insurance Agency, Inc.	Excess Liability $3M Excess of $10M	Declined to Quote - Other / Blocked by other markets	
Underwriters at Lloyd's London	Gallagher Crisis Protect (GCP)	Recommended Quote	$42,750.00
Illinois Public Risk Fund	Workers Compensation	Recommended Quote	$146,996.00

*The premium indicated is an estimate provided by the market. The actual premium and acceptance of the coverage requested will be determined by the market after a thorough review of the completed application.

Program Details

Coverage: Package - Property

Carrier: AIX Specialty Insurance Company

Policy Period: 10/1/2020 to 10/1/2021

Coverage:

SUBJECT OF INSURANCE	LIMIT TYPE	AMOUNT	BASIS
Coverage Section I - Property: Limit Of Insurance For Each Occurrence:			
Automobile Physical Damage	Limit	$1,000,000	Each Occurrence
Flood & Surface Water	Limit	$1,000,000	Each Occurrence
Flood & Surface Water	Limit	$1,000,000	Annual Aggregate
Earthquake	Limit	$1,000,000	Each Occurrence
Earthquake	Limit	$1,000,000	Annual Aggregate
Named Windstorm	Limit	$1,000,000	Each Occurrence
Business Income With Rental Value	Limit	$550,000	Each Occurrence
Business Income Without Rental Value	Limit	$550,000	Each Occurrence
Excess Loss Fund Protection Limit	Limit	$1,000,000	Annual Aggregate
Auto Physical Damage	Limit	NIL	

Deductibles / Self-Insured Retention

TYPE	COVERAGE	AMOUNT
Self-Insured Retention	This Policy Has the Following Underlying Self Insured Retentions Which Apply to a Covered Loss for Each Accident, Occurrence, Offense or Claim Under:	-
Self-Insured Retention	Property Unless Listed Below:	$150,000
Self-Insured Retention	Auto Physical Damage	$25,000
Self-Insured Retention	Mobile Equipment	$75,000
Deductible	Maintenance Deductible:	-
Deductible	Property Unless Listed Below:	$1,000
Deductible	Auto Physical Damage	$1,000
Deductible	Mobile Equipment	$1,000
Deductible	Insured Loss Fund:	$357,603 In the Aggregate Annually

Gallagher
Insurance | Risk Management | Consulting

Additional Coverage:

DESCRIPTION	LIMIT TYPE	AMOUNT
Coverage Section I - Property: Limit Of Insurance For Each Occurrence:		
Data Processing Systems	Limit	$1,000,000
Data Processing Media	Limit	$1,000,000
Data Processing Extra Expense	Limit	$509,458
Valuable Papers	Limit	$1,000,000
Fine Arts	Limit	$617,400
Accounts Receivable	Limit	$375,585
Extra Expense	Limit	$926,100
Mobile Equipment	Limit	$1,000,000
Transit	Limit	$151,800
Automatic Acquisition Clause	Limit	$1,000,000
The Maximum Limit of Insurance we Will Pay in Excess of the Insured Self Insured Retention for Part I B. - Clash Coverage Will be	Limit	$750,000

Perils Covered:

TYPE	DESCRIPTION
Special Form Perils	Applies

Endorsements include, but are not limited to:

DESCRIPTION
Common Declarations Page
Signatures
Protected Self-Insurance Package Coverage Form
Statutory Requirement Endorsement
Service of Process – IL Endorsement
Endorsement – Contingent Tax Interruption Coverage
Cap on Losses from Certified Acts of Terrorism

Exclusions include, but are not limited to:

DESCRIPTION
Earth Movement Exclusion
Flood Exclusion
Government Action Exclusion
War Exclusion
Nuclear Hazard, Power Failure
Terrorist Activity Exclusion

Binding Requirements:

DESCRIPTION
Subject to Receipt and Acceptable Underwriter Review of the Latest Dam Inspection Report
Subject to Signed TRIA Selection Form and Signed Application are Required at Binding (Acord 60 US (2015/01)
Subject to Receipt of Loss Runs Valued Within 60 Days of Inception.
Subject to Confirmation no Material Change in Exposures from Current Application.
Subject to Confirmation Accumulated Surplus is Sufficient.

Other Significant Terms and Conditions/Restrictions:

DESCRIPTION
11.5% PSI Program Managers (10.0% Program Management & Underwriting + 1.5% Claims Management)

Premium	**$267,589.00**
ESTIMATED PROGRAM COST	**$267,589.00** **(+applicable taxes & fees)**
Minimum And Deposit Premium	
TRIA/TRIPRA PREMIUM (+ Additional Surcharges, Taxes and Fees as applicable)	**$1,784.00**

Subject to Audit: N/A

Gallagher
Insurance | Risk Management | Consulting

Coverage: Package - General Liability

Carrier: AIX Specialty Insurance Company

Policy Period: 10/1/2020 to 10/1/2021

Form Type:

COVERAGE	FORM TYPE	RETROACTIVE DATE	PENDING & PRIOR DATE
General Liability	Occurrence	Not Applicable	Not Applicable
Employee Benefits Liability	Claims Made	10/1/1982	
Errors & Omissions	Claims Made	10/1/1982	
Employment Practice Liability	Claims Made	10/1/1982	
Sexual Harassment Liability	Claims Made	10/1/1982	
Sexual Abuse Liability	Claims Made	10/1/1982	
Law Enforcement Liability	Occurrence	Not Applicable	Not Applicable

Coverage:

DESCRIPTION	LIMIT TYPE	AMOUNT	BASIS
All Coverages Under Coverage Section II General Liability Combined	Limit	$10,000,000	Each Occurrence
All Coverages Under Coverage Section II General Liability Combined	Limit	$10,000,000	Annual Aggregate
All Coverages Under Coverage Section IV Errors & Omissions Combined	Limit	$10,000,000	Each Claim
All Coverages Under Coverage Section IV Errors & Omissions Combined	Limit	$10,000,000	Annual Aggregate
Errors & Omissions	Sublimit	$10,000,000	Each Claim
Errors & Omissions	Sublimit	$10,000,000	Annual Aggregate
Employment Practice Liability	Sublimit	$10,000,000	Each Claim
Employment Practice Liability	Sublimit	$10,000,000	Annual Aggregate
Sexual Harassment Liability	Sublimit	$10,000,000	Each Claim
Sexual Harassment Liability	Sublimit	$10,000,000	Annual Aggregate
Sexual Abuse Liability	Sublimit	$10,000,000	Each Claim
Sexual Abuse Liability	Sublimit	$10,000,000	Annual Aggregate
All Coverages Under Coverage Section VI Combined: Employee Benefits Liability	Limit	$10,000,000	Each Claim
All Coverages Under Coverage Section VI Combined: Employee Benefits Liability	Limit	$10,000,000	Annual Aggregate
All Coverages Under Coverage Section VIII Combined: Law Enforcement Liability	Limit	$10,000,000	Each Occurrence

Gallagher
Insurance | Risk Management | Consulting

Coverage:

DESCRIPTION	LIMIT TYPE	AMOUNT	BASIS
All Coverages Under Coverage Section VIII Combined: Law Enforcement Liability	Limit	$10,000,000	Annual Aggregate

Deductibles / Self-Insured Retention

TYPE	COVERAGE	AMOUNT
Self-Insured Retention	This Policy Has the Following Underlying Self Insured Retentions Which Apply to a Covered Loss for Each Accident, Occurrence, Offense or Claim Under:	-
Self-Insured Retention	General Liability	$150,000
Self-Insured Retention	Errors & Omissions Liability Unless Listed Below	$150,000
Self-Insured Retention	Errors & Omissions	$150,000
Self-Insured Retention	Employment Practice Liability	$150,000
Self-Insured Retention	Sexual Harassment Liability	$150,000
Self-Insured Retention	Sexual Abuse Liability	$150,000
Self-Insured Retention	Employee Benefits Liability	$150,000
Self-Insured Retention	Law Enforcement Liability	$150,000

Any Other Continuity or Specific Dates/Limits applicable to the Claims-Made Conditions:

COVERAGE	CONTINUITY DATE	LIMITS	CONDITIONS
Employee Benefits Liability	--		
Errors & Omissions	--		
Employment Practice Liability	--		
Sexual Harassment Liability	--		
Sexual Abuse Liability	--		

Claims Made Coverage:
Should you elect to change carriers (if a new retroactive date is provided) or non-renew this policy, a supplemental extended reporting endorsement may be available subject to policy terms and conditions. You must request the extended reporting period in writing to the carrier within ([Days To Extend]) days of the expiration date. The cost of this extended reporting period is [Percent Cost]% of the annual premium and is fully earned. The extended reporting period extends only to those claims made during the extended reporting period for wrongful acts that occurred prior to the expiration date and would have been covered by the policy. Claims must be reported to the carrier within ([Days To Report]) days of the end of the policy period. The extended reporting period does not increase the limits of liability and is subject to all policy terms, conditions and exclusions.

Definition of Claim:

DESCRIPTION
Claim Means all Notices or Suits Demanding Payment of Money Arising out of Occurrence, Accident, Wrongful Act, Sexual Harassment, Sexual Abuse, Negligent Act, Error or Omission

Incident or Claim Reporting Provision:

REPORTING CONDITION TYPE	DESCRIPTION
	As soon as practical

Run Off Provisions:

DESCRIPTION	PREMIUM AMOUNT	PREMIUM DUE DATE	LENGTH	% OF EXPIRING PREMIUM
Refer to attached policy form	--	30 days	One Year	100%

Additional Coverage:

DESCRIPTION	LIMIT TYPE	AMOUNT
Employers Liability	Limit	$2,000,000 x $1,000,000

Endorsements include, but are not limited to:

DESCRIPTION
Common Declarations Page
Signatures
Protected Self-Insurance Package Coverage Form
Statutory Requirement Endorsement
Service of Process – IL Endorsement
Endorsement – Contingent Tax Interruption Coverage
Endorsement – Employers Liability
Endorsement – Sexual Harassment and Sexual Abuse (per expiring policy)
Cap on Losses from Certified Acts of Terrorism

Exclusions include, but are not limited to:

COVERAGE TYPE	DESCRIPTION
General Liability	Bodily Injury and Property Damage from pollutants - Absolute Exclusion
General Liability	Losses arising from the ownership maintenance or use of aircraft (including drones), autos, or watercraft, with some minor exceptions including certain contractual obligations
General Liability	Employment Related Practices Exclusion
General Liability	Liquor Liability Exclusion
General Liability	Aircraft Products Exclusion
General Liability	Professional Liability Exclusion
General Liability	Real Property in Your Care, Custody, and Control Exclusion
General Liability	Absolute Asbestos Exclusion

Gallagher
Insurance | Risk Management | Consulting

Exclusions include, but are not limited to:

COVERAGE TYPE	DESCRIPTION
General Liability	Absolute Lead Exclusion
General Liability	War and Nuclear Hazard
General Liability	Mold / Fungus
EBL	Dishonest, fraudulent, criminal or malicious act or omission
EBL	Bodily Injury or Property Damage or Personal Injury
EBL	Failure of performance of contract
EBL	Failure of any investment to perform as represented by you
EBL	Failure to comply with mandatory provisions of any law concerning Workers' Compensation, unemployment insurance, social security or disability benefits
EBL	Wrongful termination of an employee
EBL	Coercion, demotion, reassignment, discipline or harassment of an employee
EBL	Discrimination against an employee
General Liability	Terrorist Activity Exclusion

Binding Requirements:

DESCRIPTION
Subject to Receipt and Acceptable Underwriter Review of the Latest Dam Inspection Report
Subject to Signed TRIA Selection Form and Signed Application are Required at Binding (Acord 60 US (2015/01)
Subject to Confirmation no material change in exposures from current application
Subject to Receipt of loss runs valued within 60 days of inception.
Subject to Confirmation accumulated surplus is sufficient

Other Significant Terms and Conditions/Restrictions:

DESCRIPTION
11.5% PSI Program Managers (10.0% Program Management & Underwriting + 1.5% Claims Management)
Total Premium Includes TRIA Premium of $1,843.00 Plus Tax of $73.00.

Premium	**INCLUDED**
Taxes	**INCLUDED**
ESTIMATED PROGRAM COST	**INCLUDED**
Minimum And Deposit Premium -	**$273,542.00**
TRIA/TRIPRA PREMIUM (+ Additional Surcharges, Taxes and Fees as applicable)	**INCLUDED**

Gallagher
Insurance | Risk Management | Consulting

Coverage: Package - Automobile

Carrier: AIX Specialty Insurance Company

Policy Period: 10/1/2020 to 10/1/2021

Coverage:

DESCRIPTION	LIMIT TYPE	AMOUNT	BASIS
Liability	Limit	$10,000,000	Each Accident
Uninsured/Underinsured Motorist	Limit	$20,000 any one person/$40,000 any one occurrence	

Deductibles / Self-Insured Retention

TYPE	COVERAGE	AMOUNT
Deductible	This Policy Has the Following Underlying Self Insured Retentions Which Apply to a Covered Loss for Each Accident, Occurrence, Offense or Claim Under:	
Deductible	Automobile Liability	$150,000

Endorsements include, but are not limited to:

DESCRIPTION
Common Declarations Page
Signatures
Protected Self-Insurance Package Coverage Form
Statutory Requirement Endorsement
Service of Process – IL Endorsement
Endorsement – Contingent Tax Interruption Coverage
Endorsement – Uninsured/Underinsured Motorist Coverage

Exclusions include, but are not limited to:

DESCRIPTION
Excluded Drivers
Expected or Intended Injury
Contractual
Workers' Compensation
Employers' Liability
Property Damage to Property Owned or Transported by you
Pollution
Other standard policy exclusions apply
Terrorism

Gallagher
Insurance | Risk Management | Consulting

Binding Requirements:

DESCRIPTION
Subject to Receipt and Acceptable Underwriter Review of the Latest Dam Inspection Report
Subject to Signed TRIA Selection Form and Signed Application are Required at Binding (Acord 60 US (2015/01)

Other Significant Terms and Conditions/Restrictions:

DESCRIPTION
11.5% PSI Program Managers (10.0% Program Management & Underwriting + 1.5% Claims Management)
Total Premium Includes TRIA Premium of $1,843.00 Plus Tax of $73.00.

Auto Disclaimer:
Commercial Auto policies utilize a set of coverage symbols to stipulate a category of covered autos. One or more symbols are assigned to each coverage purchased indicating which autos that coverage applies to. Please refer to your policy and make certain that you read and understand the various auto symbols and associated descriptions. Specific symbols may apply to either a particular kind of vehicle or the vehicle's ownership status. The symbols could also differ depending upon whether the coverage is for liability or physical damage. Also, in certain circumstances, an insurance company may agree to provide coverage for an auto scenario that is not described in the auto symbols. When this occurs, a unique symbol and related description is used. If you have any questions regarding the auto symbols or associated descriptions contained in your policy, please contact us.

Premium	**INCLUDED**
Taxes	**INCLUDED**
ESTIMATED PROGRAM COST	**INCLUDED**
Minimum And Deposit Premium -	**$273,542.00**
TRIA/TRIPRA PREMIUM (+ Additional Surcharges, Taxes and Fees as applicable)	**INCLUDED**

Gallagher
Insurance | Risk Management | Consulting

Coverage: Excess Property

Carrier: Travelers Excess and Surplus Lines Co

Policy Period: 10/1/2020 to 10/1/2021

Coverage:

SUBJECT OF INSURANCE	LIMIT TYPE	AMOUNT
Travelers Limit	Limit	$214,547,937 Excess $1,150,000
Flood w/o A & V	Sublimit	$11,150,000
All Other Earthquake	Sublimit	$11,150,000

Additional Coverage:

DESCRIPTION	LIMIT TYPE	AMOUNT
This quotation is subject to the following ground up sub-limits and/or exclusions with all others as per the submission:		
Civil Authority		30 Days
Extended Period of Indemnity		60 Days
Ordinance or Law	Sublimit	$1,000,000
Newly Acquired Locations	Sublimit	$2,000,000
Unreported/Unnamed Locations	Sublimit	$1,000,000
Property in Transit	Sublimit	$151,800
Municipal Sales Tax	Sublimit	$11,000,000
Equipment	Sublimit	$24,456,235
All other sublimits		As per Underlying Quote

Perils Covered:

TYPE	DESCRIPTION
Special Form Perils	Risks of direct physical loss or damage including Flood, EQ, excluding B&M, TRIA.

Endorsements include, but are not limited to:

DESCRIPTION
Travelers Excess Property Coverage Form - XS P1 00 08 04

Exclusions include, but are not limited to:

DESCRIPTION
Earth Movement Exclusion
Flood Exclusion
Government Action Exclusion

Exclusions include, but are not limited to:

DESCRIPTION
War Exclusion
Nuclear Hazard, Power Failure
Protection of Property Expense - Exclusion and Underlying Insurance Limitation" applies
The Exclusion - "Certain Computer Related Losses Due to Dates or Times" Applies
The Policy Includes an Exclusion of Nuclear Hazard, Fungus, Wet Rot, Dry Rot and Bacteria, War, Military Action, Electronic Vandalism and Pathogenic or Poisonous Biological or Chemical Materials
The Exclusion - "Loss Due to Virus or Bacteria" applies
Frame Builder's Risk Projects are Excluded
Auto Physical Damage Exclusion

Binding Requirements:

DESCRIPTION
Subject to
- Travelers Surplus Lines Disclosure Form
- Forward a Copy of the Completed Primary Policy for our Review and Acceptance Within 60 Days of the Effective Date of Coverage
- Review of an Updated Loss History at the Time of Binding

Other Significant Terms and Conditions/Restrictions:

DESCRIPTION
Total Insured Values:. - PD: $195,183,194 - BI: $7,197,958 Total: $202,381,152
Our participation is subject to us writing 100% of the authorized line(s). If more than one option is presented this would apply to any single option. Please contact us if you would like to discuss alternatives
125.00% Margin Clause applied per location to: Building/BPP/BI
Federal Terrorism Risk Insurance Act Disclosure
- The charge for such Insured Losses is included in the total premium for this policy. The charge that has been included for such Insured Losses under this policy is the amount indicated below, and does not include any charge for the portion of such Insured Losses covered by the Federal Government under TRIA: Option 1: $0
- This Coverage May be Declined. If Declined, The Premium for This Policy Will be : Option 1: $83,583

Premium	**$85,409.00**
ESTIMATED PROGRAM COST	**$85,409.00**
Minimum Earned Premium -	**25.00 %**
TRIA/TRIPRA PREMIUM (+ Additional Surcharges, Taxes and Fees as applicable)	**$0.00**

Subject to Audit: N/A

Gallagher
Insurance | Risk Management | Consulting

Gallagher
Insurance | Risk Management | Consulting

Coverage: Crime

Carrier: National Union Fire Insurance Company of Pittsburgh PA

Policy Period: 10/1/2020 to 10/1/2021

Form Type:

COVERAGE	FORM TYPE	RETROACTIVE DATE	PENDING & PRIOR DATE
Crime	Loss Sustained	Not Applicable	Not Applicable

Coverage:

DESCRIPTION	LIMIT TYPE	AMOUNT	BASIS
Employee Theft - Per Loss Coverage	Limit	$500,000	Single Loss
Forgery or Alteration	Limit	$500,000	Single Loss
Inside the Premises - Theft of Money and Securities	Limit	$500,000	Single Loss
Inside Premises - Robbery, Safe Burglary - Other Property	Limit	$500,000	Single Loss
Outside the Premises	Limit	$500,000	Single Loss
Computer Fraud	Limit	$500,000	Single Loss
Funds Transfer Fraud	Limit	$500,000	Single Loss
Money Orders and Counterfeit Paper Currency	Limit	$500,000	Single Loss

Deductibles / Self-Insured Retention

TYPE	COVERAGE	AMOUNT
Deductible	Employee Theft - Per Loss Coverage - Single Loss - Single Loss	$5,000
Deductible	Forgery or Alteration - Single Loss - Single Loss	$5,000
Deductible	Inside the Premises - Theft of Money and Securities - Single Loss - Single Loss	$5,000
Deductible	Inside Premises - Robbery, Safe Burglary - Other Property - Single Loss - Single Loss	$5,000
Deductible	Outside the Premises - Single Loss - Single Loss	$5,000
Deductible	Computer Fraud - Single Loss - Single Loss	$5,000
Deductible	Funds Transfer Fraud - Single Loss - Single Loss	$5,000
Deductible	Money Orders and Counterfeit Paper Currency - Single Loss - Single Loss	$5,000
Deductible	Impersonation Fraud	$25,000

Additional Coverage:

DESCRIPTION	LIMIT TYPE	AMOUNT
Impersonation Fraud	Limit	$100,000

Endorsements include, but are not limited to:

DESCRIPTION
Government Crime Policy Admitted - CR0027 (05/06)

Gallagher
Insurance | Risk Management | Consulting

Endorsements include, but are not limited to:

DESCRIPTION
Illinois Changes - CR0202 05/06
Illinois Amendatory- Cancellation/Nonrenewal - 52142 07/13
Notice of Claim (Reporting by E-Mail) - 99758 08/08
Add Credit, Debit or Charge Card Forgery - CR2520 08/07
Add Faithful Performance of Duty Coverage for Government Employees - CR2519 05/06
Include Designated Person Required to Have Knowledge of Loss (Loss Sustained Form) - CR2023 08/07
Impersonation Fraud Coverage (ISO) - 134480 07/19
Include Treasurer or Tax Collectors as Employees - CR2512 08/07
Include Volunteer Workers as Employees - CR2509 08/07
Economic Sanctions Endorsement - 119679 09/15
Forms Index Endorsement - 78859 10/01

Exclusions include, but are not limited to:

DESCRIPTION
Third Party Employee Dishonesty
Government Action Exclusion
Accounting or Arithmetic Errors
Voluntary Parting of Property
Loss in which the existence of such loss is only proved by a profit and loss comparison or inventory records
Any theft or criminal act committed by a partner of the insured
Employee Dishonesty (does not apply to Employee Theft Coverage)
Protected Information Exclusion - 113013 10/12
Indirect or Consequential Loss Exclusion - 113024 10/12

Binding Requirements:

DESCRIPTION
Subject to:
-Signed and dated application with updated employee counts
-Confirmation of no notices of claims

Premium	**$3,068.00**
ESTIMATED PROGRAM COST	**$3,068.00**

DESCRIPTION	AMOUNT	DEDUCTIBLE / SELF-INSURED RETENTION	PREMIUM
Premium: $2,404 , Deductible : $25,000	$500,000	Deductible : $25,000 - Single Loss	$2,404.00

Gallagher
Insurance | Risk Management | Consulting

DESCRIPTION	AMOUNT	DEDUCTIBLE / SELF-INSURED RETENTION	PREMIUM
Premium: $2,043 , Deductible : $50,000	$500,000	Deductible : $50,000 - Single Loss	$2,043.00

Gallagher
Insurance | Risk Management | Consulting

Coverage: Excess Crime

Carrier: Hiscox Insurance Company Inc.

Policy Period: 10/1/2020 to 10/1/2021

Form Type:

COVERAGE	FORM TYPE	RETROACTIVE DATE	PENDING & PRIOR DATE
Excess Crime	Discovery	Not Applicable	Not Applicable

Defense Limitations:

COVERAGE TYPE	DEFENSE COST DOLLAR LIMIT	DEFENSE LIMIT	DEFENSE COST TYPE / COMMENTS
Excess Crime	Applies		Other / Claim Expenses is on a Per Occurrence Basis and is a Part of, And not in Addition to, The Limit Applicable to the Loss

Coverage:

DESCRIPTION	LIMIT TYPE	AMOUNT	BASIS
Insuring Agreement A: Fidelity - (1) Employee Theft	Limit	$1,500,000	Per Occurrence
Insuring Agreement A: Fidelity - (2) Third Parties' Property	Limit	$1,500,000	Per Occurrence
Insuring Agreement A: Fidelity - (5) ERISA (Limit Applies Per Plan)	Limit	$1,500,000	Per Occurrence
Insuring Agreement B: Forgery - (1) Checks	Limit	$1,500,000	Per Occurrence
Insuring Agreement B: Forgery - (2) Payment Cards	Limit	$1,500,000	Per Occurrence
Insuring Agreement B: Forgery - (4) Counterfeit	Limit	$1,500,000	Per Occurrence
Insuring Agreement C: Inside and Outside Loss - (1) Inside Premises	Limit	$1,500,000	Per Occurrence
Insuring Agreement C: Inside and Outside Loss - (2) Outside Transit	Limit	$1,500,000	Per Occurrence
Insuring Agreement D: Tech Fraud - (1) Computer	Limit	$1,500,000	Per Occurrence
Insuring Agreement D: Tech Fraud - (2) Funds Transfer	Limit	$1,500,000	Per Occurrence
Insuring Agreement D: Tech Fraud - (3) Cyber Deception	Limit	$100,000	Per Occurrence

Deductibles / Self-Insured Retention

TYPE	COVERAGE	AMOUNT
Deductible	Insuring Agreement A: Fidelity - (1) Employee Theft - Per Occurrence	$500,000
Deductible	Insuring Agreement A: Fidelity - (2) Third Parties' Property - Per Occurrence	$500,000
Deductible	Insuring Agreement B: Forgery - (1) Checks - Per Occurrence	$500,000
Deductible	Insuring Agreement B: Forgery - (2) Payment Cards - Per Occurrence	$500,000
Deductible	Insuring Agreement B: Forgery - (4) Counterfeit - Per Occurrence	$500,000
Deductible	Insuring Agreement C: Inside and Outside Loss - (1) Inside Premises - Per Occurrence	$500,000
Deductible	Insuring Agreement C: Inside and Outside Loss - (2) Outside Transit - Per Occurrence	$500,000
Deductible	Insuring Agreement D: Tech Fraud - (1) Computer - Per Occurrence	$500,000

Gallagher
Insurance | Risk Management | Consulting

Deductibles / Self-Insured Retention

TYPE	COVERAGE	AMOUNT
Deductible	Insuring Agreement D: Tech Fraud - (2) Funds Transfer - Per Occurrence	$500,000
Deductible	Insuring Agreement D: Tech Fraud - (3) Cyber Deception - Per Occurrence	$10,000

Endorsements include, but are not limited to:

DESCRIPTION
General Terms and Conditions - CSU P0001A CW (07/17)
Crime Coverage Part Loss Discovered Policy - CSUCRI P0001A CW (07/17)
ERISA Bond Coverage Endorsement - Illinois -CSUCRI E1467 IL (07/17)
Illinois Amendatory Endorsement - CSUCRI E1083 IL (01/19)
Government Conversion with Faithful Performance Endorsement - CSUCRI E1415 CW (07/17)
Economic and Trade Sanctions Policyholder Notice - INT N001 CW 01 09

Exclusions include, but are not limited to:

DESCRIPTION
Nuclear Incident Exclusion Clause – Liability-Direct (Broad) Endorsement - CSU E2507 CW (07/17)
War and Civil War Exclusion Endorsement - CSU E2624 CW (07/17)

Premium	**$5,778.00**
ESTIMATED PROGRAM COST	**$5,778.00**

Gallagher
Insurance | Risk Management | Consulting

Coverage: Auto Physical Damage

Carrier: Hanover Insurance Company

Policy Period: 10/1/2020 to 10/1/2021

Coverage:

DESCRIPTION	AMOUNT
Loss Limit – Max Per Occurrence – Scheduled Locations	$20,180,855
Max Per Occurrence - Locations Not Scheduled	$250,000
Wind/Hail	$20,180,855
Flood - Maximum for Moderate Hazard zones	$1,000,000
Flood – Non Hazard Zone	$20,180,855; Max $10,000,000 Aggregate
Flood – 1800 S. Route 51 and 2760 N. 22nd Street	$5,000,000 Maximum Aggregate
Earthquake	$20,180,855; Max $10,000,000 Aggregate
Newly Acquired Sublimit - applies to covered property	$250,000

Deductibles / Self-Insured Retention

TYPE	COVERAGE	AMOUNT	ADDITIONAL INFO
Deductible	Deductible	$100,000	Per Occurrence

Exclusions include, but are not limited to:

DESCRIPTION
Excluded Drivers
Expected or Intended Injury
Contractual
Workers' Compensation
Employers' Liability
Property Damage to Property Owned or Transported by you
Flood - Excluding all High Hazard Zones
Over the Road Coverage

Other Significant Terms and Conditions/Restrictions:

DESCRIPTION
Valuation: ACV
Coverage is based off a schedule of assets reported totaling $20,180,885 in values – See attached SOV.
Newly Acquired Sublimit of $250,000 applies to covered property. Any single asset in excess of $250,000 must be reported to the underwriter midterm for review

Auto Disclaimer:

Gallagher
Insurance | Risk Management | Consulting

Commercial Auto policies utilize a set of coverage symbols to stipulate a category of covered autos. One or more symbols are assigned to each coverage purchased indicating which autos that coverage applies to. Please refer to your policy and make certain that you read and understand the various auto symbols and associated descriptions. Specific symbols may apply to either a particular kind of vehicle or the vehicle's ownership status. The symbols could also differ depending upon whether the coverage is for liability or physical damage. Also, in certain circumstances, an insurance company may agree to provide coverage for an auto scenario that is not described in the auto symbols. When this occurs, a unique symbol and related description is used. If you have any questions regarding the auto symbols or associated descriptions contained in your policy, please contact us.

Premium	$60,349.00
ESTIMATED PROGRAM COST	$60,349.00

Optional Coverages:

DESCRIPTION	LIMIT AMOUNT	DEDUCTIBLE / SELF-INSURED RETENTION	PREMIUM
Auto Physical Damage	$3,000,000	$100,000	$50,714.00
Auto Physical Damage	$10,000,000	$100,000	$55,458.00
Auto Physical Damage	$3,000,000	$1,000,000	$39,096.00
Auto Physical Damage	$10,000,000	$1,000,000	$42,687.00
Auto Physical Damage	$20,180,855	$1,000,000	$46,508.00

Gallagher
Insurance | Risk Management | Consulting

Coverage: Cyber Liability

Carrier: ACE American Insurance Company

Policy Period: 10/1/2020 to 10/1/2021

Form Number: PF-48169 (02/19)

COVERAGE	FORM TYPE	PENDING & PRIOR DATE
Third Party Liability - Cyber, Privacy And Network Security Liability, Payment Card Loss & Regulatory Proceedings	Claims Made	12/11/2014
Third Party Liability - Electronic, Social, and Printed Media Liability	Claims Made	12/11/2014

Defense Limitations:

COVERAGE TYPE	DEFENSE COST DOLLAR LIMIT	DEFENSE LIMIT	DEFENSE COST TYPE / COMMENTS
Cyber Liability	Applies		Other / Amounts Incurred as Claims Expenses Under This Policy Shall Reduce and May Exhaust the Applicable Limit of Insurance

Coverage:

DESCRIPTION	LIMIT TYPE	AMOUNT	BASIS
Maximum Single Limit of Insurance	Limit	$5,000,000	
Maximum Policy Aggregate Limit of Insurance	Limit	$5,000,000	
First Party Insuring Agreements:			
Cyber Incident Response Fund		Sidecar	Each Incident/Aggregate
-Cyber Incident Response Team	Limit	$5,000,000	Each Incident
-Cyber Incident Response Team	Limit	$5,000,000	Aggregate
-Non-Panel Response Provider	Limit	$2,500,000	Each Incident
-Non-Panel Response Provider	Limit	$2,500,000	Aggregate
Business Interruption Loss and Extra Expense	Limit	$5,000,000	Each Incident
Business Interruption Loss and Extra Expense	Limit	$5,000,000	Aggregate
Digital Data Recovery	Limit	$5,000,000	Each Incident
Digital Data Recovery	Limit	$5,000,000	Aggregate
Network Extortion	Limit	$5,000,000	Each Incident
Network Extortion	Limit	$5,000,000	Aggregate
Third Party Liability Insuring Agreements			
Cyber Privacy, Network and Security Liability	Limit	$5,000,000	Each Claim
Cyber Privacy, Network and Security Liability	Limit	$5,000,000	Aggregate
-Payment Card Loss	Limit	$5,000,000	Each Claim
-Payment Card Loss	Limit	$5,000,000	Aggregate

Gallagher
Insurance | Risk Management | Consulting

Coverage:

DESCRIPTION	LIMIT TYPE	AMOUNT	BASIS
-Regulatory Proceedings	Limit	$5,000,000	Each Claim
-Regulatory Proceedings	Limit	$5,000,000	Aggregate
Electronic, Social, and Printed Media Liability	Limit	$5,000,000	Each Claim
Electronic, Social, and Printed Media Liability	Limit	$5,000,000	Aggregate

Deductibles / Self-Insured Retention

TYPE	COVERAGE	AMOUNT
Retention	First Party Insuring Agreements:	
Retention	Cyber Incident Response Fund:	
Retention	-Cyber Incident Response Team - Each Incident	$50,000
Retention	-Non-Panel Response Provider - Each Incident	$50,000
Retention	-Non-Panel Response Provider - Cyber Incident Response Coach Retention	$50,000
Retention	Business Interruption Loss and Extra Expenses - Each Incident	$50,000
Deductible	Business Interruption Loss and Extra Expenses - Each Incident	Waiting Period: 10 Hours
Retention	Digital Data Recovery - Each Incident	$50,000
Retention	Network Extortion - Each Incident	$50,000
Retention	Third Party Liability Insuring Agreements:	
Retention	Cyber, Privacy And Network Security Liability - Each Claim	$50000
Retention	-Payment Card Loss - Each Claim	$50,000
Retention	-Regulatory Proceedings - Each Claim	$50,000
Retention	Electronic, Social And Printed Media Liability - Each Claim	$50,000

Any Other Continuity or Specific Dates/Limits applicable to the Claims-Made Conditions:

COVERAGE	CONTINUITY DATE	LIMITS	CONDITIONS
Third Party Liability - Cyber, Privacy And Network Security Liability, Payment Card Loss & Regulatory Proceedings	--		
Third Party Liability - Electronic, Social, and Printed Media Liability	--		

Claims Made Coverage:
Should you elect to change carriers (if a new retroactive date is provided) or non-renew this policy, a supplemental extended reporting endorsement may be available subject to policy terms and conditions. You must request the extended reporting period in writing to the carrier within ([Days To Extend]) days of the expiration date. The cost of this extended reporting period is [Percent Cost]% of the annual premium and is fully earned. The extended reporting period extends only to those claims made during the extended reporting period for wrongful acts that occurred prior to the expiration date and would have been covered by the policy. Claims must be reported to the carrier within ([Days To Report]) days of the end of the policy period. The extended reporting period does not increase the limits of liability and is subject to all policy terms, conditions and exclusions.

Definition of Claim:

DESCRIPTION
Claim means:
1. Written Demand Against any Insured for Monetary Damages or Non-Monetary or Injunctive Relief;
2. Civil Proceeding Against any Insured Seeking Monetary Damages or Non-Monetary or Injunctive Relief, Commenced by the Service of a Complaint or Similar Pleading;
3. Arbitration, Mediation, Or Other Alternative Dispute Resolution Proceeding Against any Insured Seeking Monetary Damages or Non-Monetary or Injunctive Relief, Commenced by the Receipt of a Written Demand, Or Service of a Complaint or Similar Pleading;
4. Criminal Proceeding Against any Insured Commenced by: (a) an Arrest, Or (B) a Return of an Indictment, Information, Or Similar Document;
5. Written Request Directed at any Insured to Toll or Waive a Statute of Limitations Applicable to a Claim Referenced in Paragraphs 1-4 Immediately Above; Or
6. Regulatory Proceeding Against any Insured, Including, Where Applicable, Any Appeal Therefrom

Incident or Claim Reporting Provision:

REPORTING CONDITION TYPE	DESCRIPTION
	Refer to attached policy form

Run Off Provisions:

DESCRIPTION	PREMIUM AMOUNT	PREMIUM DUE DATE	LENGTH	% OF EXPIRING PREMIUM
Refer to attached policy form	--	--		--

Endorsements include, but are not limited to:

DESCRIPTION
Chubb Producer Compensation Practices & Policies - ALL-20887a (03/16)
Policyholder Notice Cyber Services for Loss Mitigation - PF-48260 (10/16)
Policyholder Notice Cyber Services for Incident Response - PF-48259 (02/19)
US Foreign Account Tax Compliance Act ("FATCA") - ALL-42490b (07/16)
U.S. Treasury Department's Office of Foreign Assets Control ("OFAC") Advisory Notice to Policyholders - PF-17914a (04/16)
Trade or Economic Sanctions Endorsement - PF-46422 (07/15)
CAP On Losses From Certified Acts Of Terrorism - PF-45354 (02/19)
Disclosure Pursuant To Terrorism Risk Insurance Act - TRIA11d (03/16)
Signatures - CC-1k11i (02/18)
Illinois Notice to Policyholders Regarding the Religious Freedom Protection and Civil Union Act - ALL-34772 (11/11)
Questions About Your Insurance? - ALL-18653d (07/14)
Policyholder Disclosure Notice Of Terrorism Insurance Coverage - TR-19606d (01/15)
CAP On Losses From Certified Acts Of Terrorism - PF-45354 (01/15)
Signatures - CC-1k11h (03/14)
Conduct Exclusion Amended – Final, Non-Appealable Adjudication - PF-49491IL (02/19)
Control Group Member Redefined – Variable - PF-48148 (09/16)

Gallagher
Insurance | Risk Management | Consulting

Endorsements include, but are not limited to:

DESCRIPTION
Additional Insured – Blanket Pursuant to a Contract – Cyber ERM - PF-48155 (02/19)
Preventative Shutdown Endorsement - PF-49501 (02/19)
Period of Restoration - Fill In - PF-48160 (02/19)
Cyber Incident Response Fund Side-Car - PF-48258 (02/19)
Amendatory Endorsement – Illinois - PF-48296(02/19)
Forms Schedule - PF-48152 (09/16)

Binding Requirements:

DESCRIPTION
Subject to
-Completion of a New Biz App Within 60 Days of Effective Date
-Current Loss runs
-Update on Encryption (This are is Particularly Concerning and Needs to be Addressed for US to Bind Terms. We Need to Confirm that the Insured Has Encryption in Place, Or if not, How They are Protecting Their Sensitive Information) / Update on Encryption in Place (Does the Insured Encrypt Data at Rest, In Transit, And on Mobile Devices)
-Application Signed Within 30 Days from Effective Date

Other Significant Terms and Conditions/Restrictions:

DESCRIPTION
Third Party Liability - Cyber, Privacy And Network Security Liability, Payment Card Loss, Regulatory Proceedings & Electronic, Social, and Printed Media Liability: Retroactive Date - Full Prior Acts
Standard $1M, $3M and $5M options priced to include SF BI/CBI

Premium	**$55,810.00**
ESTIMATED PROGRAM COST	**$55,810.00**
TRIA/TRIPRA PREMIUM (+ Additional Surcharges, Taxes and Fees as applicable)	**$0.00**

Optional Coverages:

DESCRIPTION	AMOUNT	DEDUCTIBLE / SELF-INSURED RETENTION	PREMIUM
Cyber Liability	$1,000,000 (No SideCar, Includes CBI)	$25,000	$13,995.00
Cyber Liability	$3,000,000	$25,000	$36,376.00
Cyber Liability	$1,000,000 (per expiring)	$25,000	$13,596.00

Gallagher
Insurance | Risk Management | Consulting

Coverage: Excess Liability $5M Excess of $10M

Carrier: Evanston Insurance Company

Policy Period: 10/1/2020 to 10/1/2021

Form Type:

COVERAGE	FORM TYPE	RETROACTIVE DATE	PENDING & PRIOR DATE
Umbrella	Occurrence	Not Applicable	Not Applicable

Coverage:

DESCRIPTION	LIMIT TYPE	AMOUNT
Per Occurrence	Limit	$5,000,000
Aggregate	Limit	$5,000,000
Excess of		Underlying Insurance

Underlying Policies:

COVERAGE	DESCRIPTION	LIMIT	CARRIER NAME	EFFECTIVE DATE	EXPIRATION DATE
General Liability	Occurrence	$10,000,000	AIX	10/1/2020	10/1/2021
General Liability	General Aggregate	$10,000,000	AIX	10/1/2020	10/1/2021
Automobile Liability	Combined Single Limit	$10,000,000	AIX	10/1/2020	10/1/2021
Employee Benefits Liability	Each Employee	$10,000,000	AIX	10/1/2020	10/1/2021
Employee Benefits Liability	Aggregate	$10,000,000	AIX	10/1/2020	10/1/2021
Other Liability - Law Enforcement	Occurrence	$10,000,000	AIX	10/1/2020	10/1/2021
Other Liability - Law Enforcement	Aggregate	$10,000,000	AIX	10/1/2020	10/1/2021
Other Liability - Sexual Abuse & Sexual Harassment	Occurrence	$10,000,000	AIX	10/1/2020	10/1/2021
Other Liability - Sexual Abuse & Sexual Harassment	Aggregate	$10,000,000	AIX	10/1/2020	10/1/2021
Other Liability - EPL	Occurrence	$10,000,000	AIX	10/1/2020	10/1/2021
Other Liability - EPL	Aggregate	$10,000,000	AIX	10/1/2020	10/1/2021

Endorsements include, but are not limited to:

DESCRIPTION
Policy Jacket - MJIL 1000 08 10
Privacy Notice - MPIL 1007 01 20
U.S. Treasury Department's Office Of Foreign Assets Control ("OFAC") Advisory Notice To Policyholders - MPIL 1083 04 15
Commercial Excess Liability Policy Declarations - MADUB 1000 04 17

Gallagher
Insurance | Risk Management | Consulting

Endorsements include, but are not limited to:

DESCRIPTION
Forms Schedule - MDIL 1001 08 11
Service Of Suit - MEIL 1200 02 20
Change - Civil Union - MEIL 1225 10 11
How To Report A Claim - MPIL 1041 02 20
If TRIA Accepted, following endorsement will apply: Confirmation Of Certified Acts Of Terrorism Coverage - Terrorism Risk Insurance Act - MUB TERR-1 01 15
Schedule Of Underlying Insurance - MADUB 1003 04 17
Commercial Excess Liability Policy - MAUB 0001 01 15
Expenses Included Within Limits - MAUB 1241 01 15
Unimpaired Aggregate Limit - MAUB 1243 04 17
Non-Drop Down Provision - MAUB 1255 01 15
25% Minimum Earned Premium (Excess) - MAUB 1264 04 17
Employee Benefits Liability Limitation - MAUB 1268 01 15
If TRIA Accepted, following endorsement will apply: Cap on Losses From Certified Acts of Terrorism - MAUB 1292 01 15
Trade or Economic Sanctions - MIL 1214 09 17
Municipal Amendatory Endorsement - Manuscript

Exclusions include, but are not limited to:

DESCRIPTION
Workers' Compensation, Auto No Fault, Uninsured/ Underinsured Motorists, Disability, and Unemployment Compensation Laws
Physical Damage to Property in Insured's Care, Custody, or Control
Exclusion - Prior Incidents And Prior Construction Defects - MAUB 1310 04 17
Exclusion - Computer Related And Other Electronic Problems - MAUB 1391 01 15
Exclusion - Damage To Property - MAUB 1615 01 15
Exclusion - Sublimited Underlying Coverage - MAUB 1618 04 17
Exclusion - Recording And Distribution Of Material Or Information In Violation Of Law - MAUB 1621 01 15
Exclusion - Fungi Or Bacteria - MAUB 1638 01 15
Exclusion - War Liability - MAUB 1666 01 15
Exclusion - Silica Or Mixed Dust - MAUB 1804 01 15
Exclusion - Unmanned Aircraft - MAUB 1822 04 17
Exclusion - Communicable Disease - MAUB 1309 03 20
Exclusion - Nuclear Energy Liability - MAUB 1355 01 15
Exclusion - ERISA - MAUB 1386 01 15
Exclusion - Lead - MAUB 1642 01 15
Exclusion - Auto No-Fault And Similar Laws - MAUB 1665 01 15

Exclusions include, but are not limited to:

DESCRIPTION
Exclusion - Pollution - MAUB 1678 01 15
Exclusion - Punitive Damages - MAUB 1692 01 15
Exclusion - Asbestos - MAUB 1813 01 15
Dams Exclusion - Manuscript
If TRIA Accepted, following endorsement will apply: Exclusion - Punitive Damages Related To A Certified Act Of Terrorism - MAUB 1697 01 15
If TRIA Accepted, the following endorsement will be removed: Confirmation Of Exclusion Of Certified Acts Of Terrorism Coverage - Terrorism Risk Insurance Act - MUB TERR-2 01 15
If TRIA Accepted, following endorsement will be removed: Exclusion - Certified Acts of Terrorism - MAUB 1696 01 15

Binding Requirements:

DESCRIPTION
Subject To:
- Prior to binding: Receipt and UW review of all underlying quotes
- A signed Umbrella/Excess Acord 131 application or Acord 63 acknowledging Fraud Statement within 30 days of binding
- Signed application, including supplemental application if submitted, within 30 days of binding
- A signed/dated copy of Terrorism Disclosure MKL TERR 4 is required to bind
- We require 5 years of currently valued insurance company loss runs confirming the loss information previously submitted within 30 days of binding
- Projected net operating expenditures for the coming year.

Premium	**$76,600.00**
ESTIMATED PROGRAM COST	**$76,600.00**
Minimum Earned Premium -	**25.00 %**

Optional Coverages:

AMOUNT	OTHER	PREMIUM
$1,000,000	Premium Excludes TRIA	$18,300.00
$2,000,000	Premium Excludes TRIA	$33,400.00
$3,000,000	Premium Excludes TRIA	$48,600.00
$4,000,000	Premium Excludes TRIA	$63,700.00

Subject to Audit: Not Auditable

Coverage: Gallagher Crisis Protect (GCP)

Carrier: Underwriters at Lloyd's London
American International Group, Inc

Policy Period: 10/1/2020 to 10/1/2021

Form Number:

COVERAGE	FORM TYPE	RETROACTIVE DATE
Gallagher Crisis Protect (GCP) (Tower 2 Only)	Claims Made	10/1/2019

Coverage:

DESCRIPTION	LIMIT TYPE	AMOUNT	BASIS
Tower 1: (First Party) - in respect of damage and/or financial loss resulting from an insured event(s) including sublimits in the aggregate as shown in appendix 1 and 2.	Limit	$1,000,000	Any One Occurrence
Tower 2: (Third Party)		Maximum 15% of Tower 1 any one claim (See Appendix 1)	
Tower 3: (Consultant Costs)		See Appendix 1	

Deductibles / Self-Insured Retention

TYPE	COVERAGE	AMOUNT
Deductible	any one occurrence in respect of the insured event(s) of an act of terrorism and/or civil commotion and/or sabotage and/or vicious attack.	$5,000
Deductible	in respect of threat from the insured event(s) of an act of terrorism and/or sabotage and/or vicious attack.	2 hours
Deductible	in respect of deprivation.	12 hours
Deductible	in respect of demolition, restitution and rebuild.	25% co-insurance
Deductible	any one occurrence in respect of vehicles relating to demolition, restitution and rebuild.	$2,500
Deductible	In respect of sexual assault contained within assault this policy is to sit excess of any coverage recoverable via a workers compensation policy, general liability policy - Any One Occurrence	$500,000

Any Other Continuity or Specific Dates/Limits applicable to the Claims-Made Conditions:

COVERAGE	CONTINUITY DATE	LIMITS	CONDITIONS
Gallagher Crisis Protect (GCP) (Tower 2 Only)	--		

Claims Made Coverage:
Should you elect to change carriers (if a new retroactive date is provided) or non-renew this policy, a supplemental extended reporting endorsement may be available subject to policy terms and conditions. You must request the extended reporting period in writing to the carrier within ([Days To Extend]) days of the expiration date. The cost of this extended reporting period is [Percent Cost]% of the annual premium and is fully earned. The extended reporting period extends only to those claims made during the extended reporting period for wrongful acts that occurred prior to the expiration date and would have been covered by

Gallagher
Insurance | Risk Management | Consulting

the policy. Claims must be reported to the carrier within ([Days To Report]) days of the end of the policy period. The extended reporting period does not increase the limits of liability and is subject to all policy terms, conditions and exclusions.

Definition of Claim:

DESCRIPTION
Refer to attached policy form

Incident or Claim Reporting Provision:

REPORTING CONDITION TYPE	DESCRIPTION
	Refer to attached policy form

Run Off Provisions:

DESCRIPTION	PREMIUM AMOUNT	PREMIUM DUE DATE	LENGTH	% OF EXPIRING PREMIUM
Refer to attached policy form	--	--		--

Additional Coverage:

DESCRIPTION	LIMIT TYPE	AMOUNT	BASIS
Sub-limit reductions/amendments from those shown Appendix 1 and 2:			
Ransom	Sublimit	$1,000,000	Per Occurrence and in the Aggregate
In Transit/Delivery	Sublimit	$1,000,000	Per Occurrence and in the Aggregate
Expenses	Sublimit	$1,000,000	Per Occurrence and in the Aggregate
Judements, Settlements and Defense Costs: in respect of the following insured events; Assault, Blackmail, Deprivation, Detention, Disappearance, Radicalization, Stalking, Threat, Extortion, Hijack, Hostage Crisis, Emergency Repatriation and Employee Disthonesty.	Sublimit	$150,000	Anyone Claim and in the Aggregate

Binding Requirements:

DESCRIPTION
To proceed with cover you will need to inform us, in writing of:
Subject to Your acceptance of the quotation (outlining option chosen)
Subject to Satisfactory responses to any aforementioned subjectivities

Other Significant Terms and Conditions/Restrictions:

DESCRIPTION
Business of Insured: Municipality
Total Insured Values: $205,204,466
Coverage:

Other Significant Terms and Conditions/Restrictions:

DESCRIPTION
Tower 1:(First Party) - Act of Terrorism, Civil Commotion, Sabotage, Vicious Attack and additional insured events as detailed on page 4.
Tower 2: (Third Party) - Judgement, Settlements & Defense Costs and additional insured events as detailed on page 4.
Tower 3: (Consultant Costs) - Detention, Disapperance, Extortion, Hijack, Hostage and Kidnap and additional insured events as detailed on page 4.
Plus applicable taxes
Wording: Gallagher Crisis Protect – Maxi
Commission: 25% on 100% gross premium (split as expiry)
Additional Value: Up to 5% of total GCP premium could be used for pre incident services
Wholesaler: Arthur J. Gallagher (UK) Limited

Premium	**$42,750.00**
ESTIMATED PROGRAM COST	**$42,750.00**

Auditable Exposures:

DESCRIPTION	EXPOSURE
Population	74,000

Gallagher
Insurance | Risk Management | Consulting

Premium Summary

The estimated program cost for the options are outlined in the following table. Please note those proposed program premiums in **bold** are our recommended options.

LINE OF COVERAGE		EXPIRING PROGRAM		PROPOSED PROGRAM	
		CARRIER	EXPIRING COST	CARRIER	ESTIMATED COST
Package	Premium	AIX Specialty Insurance Company (Hanover Insurance Companies)	$285,326.00	AIX Specialty Insurance Company (Hanover Insurance Companies)	**$267,589.00**
Excess Property	Premium	Travelers Indemnity Company (The Travelers Companies, Inc.)	$91,045.00 - -	Travelers Excess and Surplus Lines Co (The Travelers Companies, Inc.)	**$85,409.00**
Crime	Premium	National Union Fire Insurance Company of Pittsburgh PA (American International Group, Inc)	$3,050.00 ($500,000 limit)	National Union Fire Insurance Company of Pittsburgh PA (American International Group, Inc)	**$3,068.00** ($500,000 limit)
Excess Crime	Premium	N/A		Hiscox Insurance Company Inc. (Hiscox Insurance Company (Guernsey) Ltd)	**$5,778.00** ($1.5M Limit)
Auto Physical Damage	Premium	N/A		Hanover Insurance Company ($100k Deductible)	$50,714.00 ($3M Limit) $55,458.00 ($10M Limit) **$60,349.00 ($20M Limit)**
Cyber Liability	Premium	ACE American Insurance Company (ACE Group)	$12,123.00 ($1M Limit)	ACE American Insurance Company (ACE Group)	$13,596.00 ($1M Limit) $36,376.00 ($3M Limit) **$55,810.00 ($5M Limit)**
Excess Workers Compensation	Premium	Liberty Mutual Insurance Company (Liberty Mutual Holding Company, Inc.)	$600,542.00	Illinois Public Risk Fund	**$146,996.00**

Gallagher
Insurance | Risk Management | Consulting

LINE OF COVERAGE		EXPIRING PROGRAM		PROPOSED PROGRAM	
		CARRIER	EXPIRING COST	CARRIER	ESTIMATED COST
Excess Liability $5M Excess of $10M	Premium	Evanston Insurance Company (Markel Corporation Group)	$47,894.00 ($5M Limit)	Evanston Insurance Company (Markel Corporation Group)	**$76,600.00 ($5M Limit)** $64,700.00 ($4M Limit) $48,500.00 ($3M Limit)
Gallagher Crisis Protect (GCP)	Premium	Underwriters at Lloyd's London (Underwriters at Lloyd's London)	$39,050.00 - -	Underwriters at Lloyd's London (Underwriters at Lloyd's London)	**$42,750.00**
Broker Fee			**$65,000.00**		**$67,000.00**
Total Estimated Program Cost			**$1,144,030.00**		**$811,349.00**

Quote from **AIX Specialty Insurance Company (Hanover Insurance Companies)** is valid until **6/4/2020**

Quote from **National Union Fire Insurance Company of Pittsburgh PA (American International Group, Inc)** is valid until **7/14/2020**

Quote from **ACE American Insurance Company (ACE Group)** is valid until **11/30/2020**

Quote from **Evanston Insurance Company (Markel Corporation Group)** is valid until **10/1/2020**

Quote from **Travelers Excess and Surplus Lines Co (The Travelers Companies, Inc.)** is valid until **10/1/2020**

Quote from **Liberty Mutual Insurance Company (Liberty Mutual Holding Company, Inc.)** is valid until **10/1/2020**

Quote from **Underwriters at Lloyd's London (Underwriters at Lloyd's London), etc...** is valid until **10/1/2020**

Quote from **Hiscox Insurance Company Inc. (Hiscox Insurance Company (Guernsey) Ltd)** is valid until **8/28/2020**

Quote from **Hanover Insurance Company (Hanover Insurance Companies)** is valid until **10/1/2020**

Gallagher is responsible for the placement of the following lines of coverage:

Package
Excess Property
Crime
Excess Crime
Auto Physical Damage
Cyber Liability
Excess Workers Compensation
Excess Liability $3M Excess of $10M
Gallagher Crisis Protect (GCP)

It is understood that any other type of exposure/coverage is either self-insured or placed by another brokerage firm other than Gallagher. If you need help in placing other lines of coverage or covering other types of exposures, please contact your Gallagher representative.

Gallagher
Insurance | Risk Management | Consulting

Premium Financing

Arthur J. Gallagher is pleased to offer Premium Financing for our clients.

What is Premium Financing?

Premium financing is a short-term loan that provides premium payment flexibility. By financing, you have the option to spread out your premium payments instead of paying in full at the time of policy purchase or renewal.

Why Premium Financing May be Good for Your Business?

- May improve **capital and cash flow management** by spreading out premium payments over the policy period.
- Allows for **consolidation of** multiple policies into one premium finance agreement with a single monthly or quarterly payment.
- Provides automated **ACH options and flexible payment** terms.

Want to Learn More?

If you are interested in learning more or obtaining a quote, contact your Client Service Manager.

Gallagher
Insurance | Risk Management | Consulting

Payment Plans

CARRIER / PAYABLE CARRIER	LINE OF COVERAGE	PAYMENT SCHEDULE	PAYMENT METHOD
AIX Specialty Insurance Company (Hanover Insurance Companies)	Package	Premium is Payable in Two Equal Installments Due 10/1/2020 and 4/1/2021	Agency Bill
Travelers Excess and Surplus Lines Co (The Travelers Companies, Inc.)	Excess Property	Annual	Agency Bill
National Union Fire Insurance Company of Pittsburgh PA (American International Group, Inc)	Crime	Annual	Agency Bill
Hiscox Insurance Company Inc. (Hiscox Insurance Company (Guernsey) Ltd)	Excess Crime	Annual	Agency Bill
Hanover Insurance Company (Hanover Insurance Companies)	Auto Physical Damage	Annual	Agency Bill
ACE American Insurance Company (ACE Group)	Cyber Liability	Annual	Agency Bill
Illinois Public Risk Fund	Excess Workers Compensation	Annual	Agency Bill
Evanston Insurance Company (Markel Corporation Group)	Excess Liability $5M Excess of $10M	Annual	Agency Bill
Underwriters at Lloyd's London (Underwriters at Lloyd's London)	Gallagher Crisis Protect (GCP)	Annual	Agency Bill

Carrier Ratings and Admitted Status

PROPOSED INSURANCE COMPANIES	A.M. BEST'S RATING & FINANCIAL SIZE CATEGORY *	ADMITTED/NON-ADMITTED **
ACE American Insurance Company	A++ XV	Admitted
AIX Specialty Insurance Company	A XV	Non-Admitted
Evanston Insurance Company	A XV	Non-Admitted
Hanover Insurance Company	A XV	Admitted
Hiscox Insurance Company Inc.	A XV	Admitted
National Union Fire Insurance Company of Pittsburgh PA	A XV	Admitted
Travelers Excess and Surplus Lines Co	A++ XV	Non-Admitted
Underwriters at Lloyd's London	A XV	Non-Admitted

*Gallagher companies use A.M. Best rated insurers and the rating listed above was verified on the date the proposal document was created.

Best's Credit Ratings™ reproduced herein appear under license from A.M. Best and do not constitute, either expressly or impliedly, an endorsement of Gallagher's service or its recommendations. A.M. Best is not responsible for transcription errors made in presenting Best's Credit Ratings™. Best's Credit Ratings™ are proprietary and may not be reproduced or distributed without the express written permission of A.M. Best.

A Best's Financial Strength Rating is an independent opinion of an insurer's financial strength and ability to meet its ongoing insurance policy and contract obligations. It is not a warranty of a company's financial strength and ability to meet its obligations to policyholders. Best's Credit Ratings™ are under continuous review and subject to change and/or affirmation. For the latest Best's Credit Ratings™ and Guide to Best's Credit Ratings, visit the A.M. Best website at http://www.ambest.com/ratings.

**If coverage placed with a non-admitted carrier, it is doing business in the state as a surplus lines or non-admitted carrier, and is neither subject to the same regulations as an admitted carrier nor do they participate in any state insurance guarantee fund.

Gallagher companies make no representations and warranties concerning the solvency of any carrier, nor does it make any representation or warranty concerning the rating of the carrier which may change.

Proposal Disclosures

Gallagher
Insurance | Risk Management | Consulting

Proposal Disclosures

The following disclosures are hereby made a part of this proposal. Please review these disclosures prior to signing the Client Authorization to Bind or e-mail confirmation.

Proposal Disclaimer

IMPORTANT: The proposal and/or any executive summaries outline certain terms and conditions of the insurance proposed by the insurers, based on the information provided by your company. The insurance policies themselves must be read to fully understand the terms, coverages, exclusions, limitations and/or conditions of the actual policy contract of insurance. Policy forms will be made available upon request. We make no warranties with respect to policy limits or coverage considerations of the carrier.

Compensation Disclosure

1. Gallagher Companies are primarily compensated from the usual and customary commissions, fees or, where permitted, a combination of both, for brokerage and servicing of insurance policies, annuity contracts, guarantee contracts and surety bonds (collectively "insurance coverages") handled for a client's account, which may vary based on market conditions and the insurance product placed for the client.

2. In placing, renewing, consulting on or servicing your insurance coverages, Gallagher companies may participate in contingent and supplemental commission arrangements with intermediaries and insurance companies that provide for additional compensation if certain underwriting, profitability, volume or retention goals are achieved. Such goals are typically based on the total amount of certain insurance coverages placed by Gallagher with the insurance company, not on an individual policy basis. As a result, Gallagher may be considered to have an incentive to place your insurance coverages with a particular insurance company. If you do not wish to have your commercial insurance placement included in consideration for additional compensation, contact your producer or service team for an Opt-out form.

3. Gallagher Companies may receive investment income on fiduciary funds temporarily held by them, or from obtaining or generating premium finance quotes, unless prohibited by law.

4. Gallagher Companies may also access or have an ownership interest in other facilities, including wholesalers, reinsurance intermediaries, captive managers, underwriting managers and others that act as intermediaries for both Gallagher and other brokers in the insurance marketplace some of which may earn and retain customary brokerage commission and fees for their work.

If you have specific questions about any compensation received by Gallagher and its affiliates in relation to your insurance placements, please contact your Gallagher representative for more details.

In the event you wish to register a formal complaint regarding compensation Gallagher receives from insurers or third-parties, please contact Gallagher via e-mail at Compensation_Complaints@ajg.com or by regular mail at:

Chief Compliance Officer
Gallagher Global Brokerage
Arthur J. Gallagher & Co.
2850 Golf Rd.
Rolling Meadows, IL 60008

TRIA/TRIPRA Disclaimer

If this proposal contains options to purchase TRIA/TRIPRA coverage, the proposed TRIA/TRIPRA program may not cover all terrorism losses. While the amendments to TRIA eliminated the distinction between foreign and domestic acts of terrorism, a number of lines of coverage excluded under the amendments passed in 2005 remain excluded including commercial automobile, burglary and theft insurance; surety insurance, farm owners multiple perils and professional liability (although directors and officers liability is specifically included). If such excluded coverages are required, we recommend that you consider purchasing a separate terrorism policy. Please note that a separate terrorism policy for these excluded coverages may be necessary to satisfy loan covenants or other contractual obligations. TRIPRA includes a $100 billion cap on insurers' aggregate liability.

The TRIPRA program increases the amount needed in total losses by $20 million each calendar year before the TRIPRA program responds from the 2015 trigger of $100 million to $200 million by the year 2020.

TRIPRA is set to expire on December 31, 2020. There is no certainty of extension, thus the coverage provided by your insurers may or may not extend beyond December 31, 2020. In the event you have loan covenants or other contractual obligations requiring that TRIA/TRIPRA be maintained throughout the duration of your policy period, we recommend that a separate "Stand Alone" terrorism policy be purchased to satisfy those obligations.

Property Estimator Disclaimer

These property values were obtained using a desktop Property Estimator software operated by non-appraisal professionals. These property values represent general estimates which are not to be considered a certified appraisal. These property values include generalities and assumptions that may produce inaccurate values for specific structures.

Client Signature Requirements

Gallagher
Insurance | Risk Management | Consulting

Coverages for Consideration

Overview

- A proposal for any of the coverages can be provided.
- The recommendations and considerations summarized in this section are not intended to identify all exposures.
- Since Gallagher does not handle your complete insurance program, these recommendations only reflect items within our scope of responsibility.

Other Coverage Considerations

- Pollution Liability
- Increasing Excess Liability Limits

Gallagher
Insurance | Risk Management | Consulting

Client Authorization to Bind Coverage

After careful consideration of Gallagher's proposal dated 9/2/2020, we accept the following coverage(s). Please check the desired coverage(s) and note any coverage amendments below:

	COVERAGE/CARRIER	DESCRIPTION / MAJOR DIFFERENCES
☐ **Accept** ☐ **Reject**	**Package**	
	AIX Specialty Insurance Company	
☐ *Accept* ☐ *Reject*	*TRIA*	
☐ **Accept** ☐ **Reject**	**Excess Property**	
	Travelers Excess and Surplus Lines Co	
☐ *Accept* ☐ *Reject*	*TRIA*	
☐ **Accept** ☐ **Reject**	**Crime**	
☐ Option # 1	National Union Fire Insurance Company of Pittsburgh PA – Premium: $3,068	Expiring - $500k Limit, $5k Deductible
☐ Option # 2	National Union Fire Insurance Company of Pittsburgh PA - Premium: $2,404	$500k Limit, $25k Deductible
☐ Option # 3	National Union Fire Insurance Company of Pittsburgh PA - Premium: $2,043	$500k Limit, $50k Deductible
☐ **Accept** ☐ **Reject**	**Excess Crime**	
	Hiscox Insurance Company Inc.	
☐ **Accept** ☐ **Reject**	**Auto Physical Damage**	
☐ Option # 1	Hanover Insurance Company	$100k Deductible, $20M Limit ($60,349.00)
☐ Option # 2	Hanover Insurance Company	$100k Deductible, $3M Limit ($50,714.00)
☐ Option # 3	Hanover Insurance Company	$100k Deductible, $10M Limit ($55,458.00)
☐ Option # 4	Hanover Insurance Company	$1M Deductible, $3M Limit ($39,096.00)
☐ Option # 5	Hanover Insurance Company	$1M Deductible, $10M Limit ($42,687.00)
☐ Option # 6	Hanover Insurance Company	$1M Deductible, $20M Limit ($46,508.00)
☐ *Accept* ☐ *Reject*	*TRIA*	
☐ **Accept** ☐ **Reject**	**Cyber Liability**	
☐ Option # 1	ACE American Insurance Company	$1,000,000 (as expiring)
☐ Option # 2	ACE American Insurance Company - Cyber Liability - Premium : $13,995	Cyber Incident Response Fund - Non-Panel Response Provide Limit: $500,000; Contingent Business Interruption Loss and Extra Expense - Unscheduled Providers Limit: $1,000,000
☐ Option # 3	ACE American Insurance Company - Cyber Liability - Premium : $36,376	Limit: $3,000,000; Cyber Incident Response Fund - Non-Panel Response Provide Limit: $1,500,000

Gallagher
Insurance | Risk Management | Consulting

	COVERAGE/CARRIER	DESCRIPTION / MAJOR DIFFERENCES
☐ Option # 4	ACE American Insurance Company - Cyber Liability - Premium : $55,810	Limit: $5,000,000; Cyber Incident Response Fund - Non-Panel Response Provide Limit: $2,500,000; Retention: $50,000
☐ *Accept* ☐ *Reject*	*TRIA*	
☐ **Accept** ☐ **Reject**	**Excess Workers Compensation**	
	Illinois Public Risk Fund	
☐ **Accept** ☐ **Reject**	**Excess Liability - Excess of $10M**	
☐ Option # 1	Evanston Insurance Company	$5M x $10M($76,600)
☐ Option # 2	Evanston Insurance Company	$4M x $10M($63,700)
☐ Option # 3	Evanston Insurance Company	$3M x $10M($48,600)
☐ Option # 4	Evanston Insurance Company	$2M x $10M($33,400)
☐ Option # 5	Evanston Insurance Company	$1M x $10M($18,300)
☐ *Accept* ☐ *Reject*	*TRIA*	
☐ **Accept** ☐ **Reject**	**Gallagher Crisis Protect (GCP)**	
	Underwriters at Lloyd's London	

The above coverage may not necessarily represent the entirety of available insurance products. If you are interested in pursuing additional coverages other than those addressed in the coverage considerations included in this proposal, please list below:

_____

Producer/Insured Coverage Amendments and Notes:

_____

_____

Exposures and Values

We confirm the payroll, values, schedules, and other data contained in the proposal, and submitted to the underwriters, are compiled from information provided by you and we acknowledge it is our responsibility to see that such information is updated and maintained accurately. For renewal policies, if no updates were provided to Gallagher, the values, exposures and operations used were based on the expiring policies.

Provide Quotations or Additional Information on the Following Coverage Considerations:

Gallagher recommends that you purchase the following additional coverages for which you have exposure. By rejecting a quotation for this valuable coverage, you understand that there will be no coverage and agree to hold Gallagher harmless in the event of a loss.

Other Coverages to Consider

☐ Yes ☐ No- Pollution Liability

☐ Yes ☐ No- Increasing Excess Liability Limits

Other Services to Consider

☐ Yes ☐ No- **CORE**360™ Loss Control Portal

☐ Yes ☐ No- eRiskHub

Gallagher's liability to Client arising from any acts or omissions of Gallagher shall not exceed $20 million in the aggregate. Gallagher shall only be liable for actual damages incurred by Client, and shall not be liable for any indirect, consequential or punitive damages or attorneys' fees. No claim or cause of action, regardless of form (tort, contract, statutory, or otherwise), arising out of, relating to or in any way connected with this Agreement or any Services provided hereunder may be brought by either party any later than two (2) years after the accrual of such claim or cause of action.

Gallagher has established security controls to protect Client confidential information from unauthorized use or disclosure. For additional information, please review Gallagher's Privacy Policy located at https://www.ajg.com/privacy-policy/.

I have read, understand and agree that the above information is correct and has been disclosed to us prior to authorizing Gallagher to bind coverage and/or provide services to us.

By: _____

Print Name (Specify Title)

_____

Company

_____

Signature

Date: _____

Gallagher

Insurance | Risk Management | Consulting

Appendix

Gallagher
Insurance | Risk Management | Consulting

Gallagher CORE360

Bindable Quotations & Compensation Disclosure Schedule

Client Name: City Of Decatur

COVERAGE(S)	CARRIER NAME(S)	WHOLESALER, MGA, OR INTERMEDIARY NAME[1]	EST. ANNUAL PREMIUM[2]	COMM.% OR FEE[3]	GALLAGHER U.S. OWNED WHOLESALER, MGA, OR INTERMEDIARY %
Package	AIX Specialty Insurance Company (Hanover Insurance Companies)	Risk Placement Services	$275,458.00	0 %	11.5 %
Excess Property	Travelers Excess and Surplus Lines Co (The Travelers Companies, Inc.)	N/A	$83,583.00	0 %	
Crime	National Union Fire Insurance Company of Pittsburgh PA (American International Group, Inc)	Risk Specialists Companies Insurance Agency, Inc. d/b/a RSCIA in NH, UT & VT	$3,068.00	15 %	*
Excess Crime	Hiscox Insurance Company Inc. (Hiscox Insurance Company (Guernsey) Ltd)	N/A	$5,778.00	15 %	
Auto Physical Damage	Hanover Insurance Company (Hanover Insurance Companies)	Risk Placement Services	$60,349.00	0 %	11.5%
Cyber Liability	ACE American Insurance Company (ACE Group)	N/A	$13,596.00	7.75 %	
Excess Workers Compensation	Illinois Public Risk Fund	N/A	--	--	--
Excess Liability $3M Excess of $10M	Evanston Insurance Company (Markel Corporation Group)	CRC Wholesale Group	$48,600.00	10 %	*
Gallagher Crisis Protect (GCP)	Underwriters at Lloyd's London (Underwriters at Lloyd's London	N/A	$42,750.00	25 %	

Gallagher
Insurance | Risk Management | Consulting

COVERAGE(S)	CARRIER NAME(S)	WHOLESALER, MGA, OR INTERMEDIARY NAME[1]	EST. ANNUAL PREMIUM[2]	COMM.% OR FEE[3]	GALLAGHER U.S. OWNED WHOLESALER, MGA, OR INTERMEDIARY %
Broker Fee				$67,000.00	

1 We were able to obtain more advantageous terms and conditions for you through an intermediary/ wholesaler.

2 If the premium is shown as an indication: The premium indicated is an estimate provided by the market. The actual premium and acceptance of the coverage requested will be determined by the market after a thorough review of the completed application.

* A verbal quotation was received from this carrier. We are awaiting a quotation in writing.

3 The commission rate is a percentage of annual premium excluding taxes & fees.

* Gallagher is receiving ___% commission on this policy. The fee due Gallagher will be reduced by the amount of the commissions received.

Gallagher
Insurance | Risk Management | Consulting

Binding Requirements

COVERAGE (ISSUING CARRIER)	BINDING REQUIREMENT
Package AIX Specialty Insurance Company	Receipt and Acceptable Underwriter Review of the Latest Dam Inspection Report
	Signed TRIA Selection Form and Signed Application are Required at Binding (Acord 60 US (2015/01)
	Confirmation no Material Change in Exposures from Current Application.
	Confirmation Accumulated Surplus is Sufficient.
Crime National Union Fire Insurance Company of Pittsburgh PA	-Signed and dated application with updated employee counts
	-Confirmation of no notices of claims
Cyber Liability ACE American Insurance Company	-Update on Encryption (This are is Particularly Concerning and Needs to be Addressed for US to Bind Terms. We Need to Confirm that the Insured Has Encryption in Place, Or if not, How They are Protecting Their Sensitive Information) / Update on Encryption in Place (Does the Insured Encrypt Data at Rest, In Transit, And on Mobile Devices)
	-Application Signed Within 30 Days from Effective Date
Excess Liability $5M Excess of $10M Evanston Insurance Company	- A signed Umbrella/Excess Acord 131 application or Acord 63 acknowledging Fraud Statement within 30 days of binding
	- Signed application, including supplemental application if submitted, within 30 days of binding
	- A signed/dated copy of Terrorism Disclosure MKL TERR 4 is required to bind
	- Projected net operating expenditures for the coming year.

Gallagher
Insurance | Risk Management | Consulting

Claims Reporting By Policy

Direct Reporting

Immediately report all claims for the following lines of coverage to the insurance carrier.

- For General Liability, Property, and Automobile claims report to:
  - TPA or Carrier Name: Gallagher Bassett Services, Inc.
  - By Mail – Address: P.O. Box 8009 2850 Golf Road Rolling Meadows, IL 60008
  - Phone - (800) 227-7391
  - By Fax: - (847) 240-6660

- Crime
  - National Union Fire Insurance Company of Pittsburgh, PA.
  - Phone#: 877-399-6442
  - Email: newloss-usproperty&energy@aig.com

- Cyber claims report to:
  - ACE North America Claims
  - Mail – Address - P.O. Box 5122 Scranton, PA 18505
  - Fax: - (877) 395-0131
  - Email: - aceclaimsfirstnotice@acegroup.com

- Excess Liability claims report to:
  - Evanston Insurance Company
  - Mail – Address: - P.O. Box 2009 Glen Allen, VA 23058-2009
  - Fax: - (855) 662-7535
  - Phone: - (800) 362-7535
  - Email:- newclaims@markelcorp.com

- Gallagher Crisis Protect (GCP)
  - Phone#: 877-399-6442
  - Email: newloss-usproperty&energy@aig.com

- Auto Physical Damage
  - Hanover Insurance Company
  - Phone# 800-628-0250
  - Email: firstreport@hanover.com

Gallagher
Insurance | Risk Management | Consulting

CORE360™ Loss Control Portal

Gallagher

Insurance | Risk Management | Consulting

Reduce Your Risk and Simplify Training

Safety training programs and educational materials for employees are critical for reducing accidents, increasing retention and minimizing your total cost of risk now and in the future.

Gallagher's **CORE360™ Loss Control Portal** is our proprietary Learning Management System (LMS) that supports your safety program, provides real time access to your loss control plans and keeps employees up to date with the latest safety standards.

Key benefits of CORE360™ Loss Control Portal:

- **Access** up to 10 modules of your choice from a library of over 100 training and safety shorts. In addition, monthly bulletins are available covering topics such as General and Environmental Safety, Human Resources, and Health and Wellness.
- **Save** valuable time by assigning employee training and monitoring their latest progress and completion.
- **Simplify** the process of training to stay in compliance and avoid costly penalties.
- **Onboard** and train an unlimited number of users while enhancing your overall risk control program.
- **Customize** your platform with your company's logo, training content and modules tailored to your business, and personalized procedures and forms for an added fee.

Please visit
ajg.com/LossControlPortal to learn more.

Most Popular Training Modules:

- Sexual Harassment and Discrimination
- Slip, Trip and Fall Training
- Electrical Safety Training
- Back Safety Training
- Bloodborne Pathogens
- Safe Lifting Practices
- Defensive Driving Basics
- Fire Prevention Basics
- Personal Protective Equipment
- GHS Hazard Communication

Gallagher CORE360™

Gallagher CORE360™ is our unique, comprehensive approach of evaluating your risk management program that leverages our analytical tools and diverse resources for customized, maximum impact on six cost drivers of your total cost of risk.

Gallagher | eRiskHub®

To access the Gallagher | eRiskHub® now:

1. Navigate to https://eriskhub.com/gallagher
2. Complete the new user registration at the bottom of the page. Choose your own user ID and password. The access code is 447597.
3. After registering, you can access the hub immediately using your newly created credentials in the member login box located at the top right of the page.

The Gallagher Way. Since 1927.

The information contained herein is offered as insurance industry guidance and provided as an overview of current market risks and available coverages and is intended for discussion purposes only. This publication is not intended to offer legal advice or client-specific risk management advice. Any description of insurance coverages is not meant to interpret specific coverages that your company may already have in place or that may be generally available. General insurance descriptions contained herein do not include complete insurance policy definitions, terms, and/or conditions, and should not be relied on for coverage interpretation. Actual insurance policies must always be consulted for full coverage details and analysis.

Insurance brokerage and related services to be provided by Arthur J. Gallagher Risk Management Services, Inc. (License No. 0D69293) and/or its affiliate Arthur J. Gallagher & Co. Insurance Brokers of California, Inc. (License No. 0726293).

eRiskHub® Overview and Login Information

The evolution of the cyber risk landscape has brought with it broad, sweeping regulations to address cybersecurity exposures. This digital transformation also presents new risks, including financial losses, for every industry. Gallagher's Cyber Practice delivers expertise alongside cyber risk management and insurance placement services, as well as a better way to construct risk management solutions. CORE360™ — our comprehensive approach of evaluating our client's risk management program — leverages our analytical tools and diverse resources for customized, maximum impact on six cost drivers of their total cost of risk. First, we consult with you to understand all of your actual and potential costs, then find the best options to reallocate these costs based on strategic actionable insights empowering you to know, control and minimize your total costs increasing profitability.

Additionally, our data-driven CORE360™ approach allows us to implement programs for your business that will increase safety, minimize losses, mitigate claims and proactively analyze your cyber risk posture.

Key Features of the Gallagher | eRiskHub®

- Gallagher Cyber Risk Due Diligence — A six-step process designed to walk clients through a simple, thought-provoking framework to encourage organizational communication, establish clear direction and highlight priorities to better understand your cyber risk profile.
- Risk Manager Tools — A collection of tools with many different purposes such as researching known breach events, calculating your potential cost of a breach event and downloading free sample policies your organization can use as templates.
- News Center — Keeps you up to date on what is going on in the world of cyber risk through handpicked articles, feeds and blogs.
- Learning Center — An extensive collection of white papers, articles, webinars, videos and blog posts on a variety of topics. (Looking for something specific? Try the search box at the top right of the page to search the entire Gallagher | eRiskHub®).
- Security & Privacy Training — An overview of best practices for creating an effective security training program for employees.
- Strategic Third-Party Relationships and Partner Resources — Information on third-party vendors that can assist your organization with improving your overall cyber risk.

As cyber risk evolves, so does our commitment to thought leadership. Our global cyber teams focus exclusively on cyber risk, and uniquely position Gallagher to share our knowledge, expertise and experience for the benefit of our clients.

If you have any questions about the Gallagher | eRiskHub®, please reach out to your broker.

© 2019 Arthur J. Gallagher & Co. | GGB34479A

Appended Documents

Gallagher
Insurance | Risk Management | Consulting

ILLINOIS PUBLIC RISK FUND

Cost Control Through Cooperation Since 1985

Insurance Proposal

for

City of Decatur

$300,000 Deductible Per Claim

10/01/2020 through 10/01/2021

Code Number	Classification		Estimated Payroll		Rate Per $100 Payroll		Premium
7520	Waterworks	$	2,218,142	$	0.365	$	8,096
7710	Firefighters	$	9,972,688	$	0.778	$	77,588
7720	Policeman	$	14,597,642	$	0.237	$	34,596
8380	Auto Repair	$	481,004	$	0.419	$	2,015
8810	Clerical	$	3,830,902	$	0.015	$	575
8820	Attorney	$	577,288	$	0.012	$	69
9101	School - All Other	$	777,155	$	0.381	$	2,961
9410	Municipal Employees	$	3,562,476	$	0.472	$	16,815
					Subtotal:	$	142,715
					3% Administrative Fee:	$	4,281
					TOTAL:	$	146,996

Premium Payable:
12 Equal Monthly Installments

IPRF is pleased to include a **NEW BUSINESS SAFETY GRANT** in the amount of $3,675. as part of our proposal.

Premium is fully earned

Employers Liability: 3,000,000 / 3,000,000 / 3,000,000

ILLINOIS PUBLIC RISK FUND

An Illinois Not-For-Profit Corporation

BY-LAWS

(As Amended and Restated to Be Effective February 26, 2018)

ARTICLE 1
Name and Address

Section 1.1 The name of this not-for-profit corporation shall be the ILLINOIS PUBLIC RISK FUND, hereinafter referred to as the "IPRF" or "Fund".

Section 1.2 The IPRF shall be a corporation organized under the laws of the State of Illinois, pursuant to the General Not for Profit Corporation Act of 1986, as amended (805 ILCS 105/101.1 *et seq*.).

Section 1.3 The registered office of the IPRF shall be in the City of Naperville, County of DuPage, State of Illinois, or at such other place as may be designated by the Fund's Board of Trustees.

ARTICLE II
Purpose

The purpose of the Fund is to establish an intergovernmental joint insurance pool providing for the defense and payment when due of all compensation and other benefits under the Illinois Workers' Compensation Act and the Illinois Workers' Occupational Diseases Act (hereinafter referred to as the "Workers' Compensation Laws"), on behalf of "public agency members," as such term is defined by section 6 of the Illinois Intergovernmental Cooperation Act (5 ILCS 220/6), and other units of local government and public entities within the State of Illinois which may become eligible for membership from time to time according to the Intergovernmental Cooperation Act, or Article VII, Section 10 of the Illinois Constitution of 1970.

ARTICLE III
Membership

Section 3.1 The Fund shall have one class of members (individually referred to herein as a "Member" and collectively as the "Members"). To be eligible for membership, applicants must qualify as “public agency members" as such term is defined by section 6 of the Illinois Intergovernmental Cooperation Act (5 ILCS 220/6), or as other units of local government and public entities within the State of Illinois, which may become eligible for membership from time to time according to the Intergovernmental Cooperation Act, or Article VII, Section 10 of the Illinois Constitution of 1970, and must:

(a) File with the IPRF through its Marketing Agent, consultants, or other duly authorized persons as may be designated by the Fund from time to time, the applications, questionnaires, and other materials required by the Board of Trustees and the Fund's insurers and reinsurers;

(b) Be qualified, approved, and accepted for membership by the IPRF and the Fund’s insurers and reinsurers;

(c) Execute the IPRF's Pooling Agreement, constituting an intergovernmental agreement or contract under the Intergovernmental Cooperation Act, acknowledging the applicant's intent to jointly self-insure and participate in a joint insurance pool, and also indicating the applicant's promise of prompt, full, and complete compliance with these By-Laws and with the provisions of the Fund's guarantees of coverage, indemnity, and defense to claims under the Workers' Compensation Laws for and on behalf of all of the public agencies who are now or may hereafter become Members of the Fund;

(d) Execute any and all agreements and documents as may be necessary or required by the IPRF, its Board of Trustees, employees, contractors, consultants, agents, and representatives including, but not limited to, the Fund's Marketing Agent, the Fund Administration or Fund Administrator, the Fund Accountant, and the Fund's insurers and reinsurers; and, such other agreements and documents as may be necessary or required by governmental agencies, including the Illinois Workers' Compensation Commission;

(e) Submit to audits, examinations, and inspections by the IPRF and its duly authorized employees, contractors, consultants, agents, and representatives; provided, however, that neither the right to conduct audits, examinations, and inspections, nor the conducting and making thereof, nor any report thereon, shall constitute a duty or undertaking on behalf or for the benefit of any applicant, Member, or third party to determine or warrant that such records, things, and places audited, examined, or inspected are in compliance with any law, statute, rule, regulation, ordinance, code, or standard, or are not hazardous to the health or safety of any person; and

(f) Demonstrate a serious commitment to intergovernmental cooperation, and to loss control, accident prevention, safety, and risk reduction.

Section 3.2 Upon the filing of an application for membership in the Fund and related documents, the IPRF, through procedures and personnel acceptable to its Board of Trustees, shall investigate the applicant to assure that only duly qualified and financially sound Illinois public agencies, employing generally accepted accounting and financial practices, and demonstrating good safety records, practices, and programs, become Members of the Fund.

Section 3.3 Upon approval of an application for membership in the IPRF by the Fund's Board of Trustees or their duly authorized representatives, the applicant will be admitted to membership in the Fund and shall continue as a Member of the Fund unless and until such membership is terminated as hereinafter provided. No membership certificate of the Fund shall be required. Membership in the IPRF is not transferable or assignable, and no applicant shall become a Member without first being approved, accepted, and admitted by the Fund's Board of Trustees or their duly authorized representatives.

Section 3.4 In consideration of the rights, privileges, and benefits of IPRF membership, the Member agrees and consents that it may be sued by the Fund in any Illinois court having jurisdiction for any premiums, assessments, contributions, debts, penalties, or other monies that are not paid to the Fund on the due date thereof, including, but not limited to, all reasonable attorneys' fees, expenses, and costs incurred by the Fund in the collection process through litigation, arbitration, or otherwise. Each Member further specifically agrees, consents, and submits to the jurisdiction, venue, and service of process of the Circuit Court of DuPage County, Illinois.

Members agree to indemnify, defend and hold harmless the IPRF, to the fullest extent authorized or permitted by law, against any and all claims, demands, causes of action, expenses (including attorney's fees), damages, judgments, fines and amounts paid that IPRF becomes legally obligated to pay because of any claim or claims made against any Member by reason of the Member's intentional violation of any applicable law, rule, regulation, court order, or any breach (whether intentional or otherwise) of any term, provision or agreement of either the Pooling Agreement executed by and between IPRF and the Member, or the IPRF's By-Laws. The Member's responsibility to indemnify, defend and hold harmless IPRF shall continue beyond the Member's membership in the Fund so long as the IPRF shall be subject to any possible claim or threatened, pending or completed action, suit or proceeding, whether civil, criminal, arbitrational, administrative or investigative, by reason of the acts and/or omissions to act by the Member, or any of its agents, officers, employees or assigns.

ARTICLE IV
Board of Trustees

Section 4.1 The affairs of the IPRF shall be managed by or under the direction of its Board of Trustees. The number of Trustees which shall constitute the whole board shall be five (5). The Board of Trustees shall be divided into two classes. Class I shall consist of two Trustees who, if the Fund has appointed a Marketing Agent, shall be representatives of such Marketing Agent. The Trustees of Class I shall be nominated and elected for a term of five (5) years. Class II shall consist of three Trustees who shall be nominated and elected for a term of three (3) years. Thereafter, as the Class I Trustees' respective terms of office expire, their successors shall be elected for a term of five (5) years, and as the Class II Trustees' respective terms of office expire, their successors shall be elected for a term of three (3) years. All Trustees shall hold office for the term for which they were elected and until their successors are elected and qualified. If the number of Trustees is changed, then any increase or decrease shall be apportioned among the classes so as to maintain or attain, if possible, the equality of the number of Trustees in each class, but in no case will a decrease in the number of Trustees shorten the term of any incumbent Trustee.

Section 4.2 The Board of Trustees shall be vested with all powers necessary to properly manage and direct the affairs of the IPRF, including, but not limited to, the power, as may be deemed necessary by the Board of Trustees in its full and complete discretion, to:

(a) Provide for the efficient administration of claims by either employing or contracting for the services of an independent third party claims administrator (the "Fund Claims Administrator" or "Fund Administrator"), or by employing or contracting for the services of claims administration personnel or staff (the "Fund Claims Administration" or "Fund Administration"). The Fund Administrator or Fund Administration, as the case may be, shall have the responsibilities for claims processing and administration; the investigation and adjustment of claims; the management and reporting of claims; compensation, claims, and benefits payments; and, risk data management and reports, including the establishing and monitoring of reserves and serving as attorney-in-fact, among other duties as may be authorized, directed, or delegated from time to time by the Board of Trustees;

(b) Provide or contract for safety and loss control programs and services for the benefit of the Fund and its Members;

(c) Employ or contract for the services of an independent accountant (the "Fund Accountant") who, at the direction of the Board of Trustees and the Treasurer, shall be responsible for IPRF's day-to-day financial matters, including the collection of Members' current, past due, and delinquent accounts, premiums, contributions, assessments, and penalties; the keeping and maintenance of the Fund's financial records, statements, reports, and books of account; and, the satisfaction and payment of the Fund's bills, debts, and other financial obligations;

(d) Employ or contract for the services of an independent, fiduciary investment advisor (the "Fund Advisor"), if deemed necessary by the IPRF's Board of Trustees, to provide advice and management concerning the Fund's assets and investments in accordance with the purposes and investment guidelines established by the IPRF, the Intergovernmental Cooperation Act, and all other applicable duties and standards created by law, regulation, or resolution of the Board of Trustees;

(e) Employ an exclusive Marketing Agent who shall be responsible for the promotion and marketing of the Fund, and its program and services;

(f) Authorize and direct the Fund Accountant and the Marketing Agent in the collection of delinquent accounts resulting from any unpaid premiums, contributions, assessments, or penalties;

(g) Cause each Member to execute a Pooling Agreement governing, among other matters and things, the liability of all Members for claims against the Fund;

(h) Obtain excess reinsurance coverage, along with errors and omissions liability (E&O) and directors and officers (D&O) liability coverages for the Fund's Board of Trustees, officers, and employees with insurance companies acceptable to the Board of Trustees, and in amounts considered reasonably adequate to cover the liabilities of the Fund, its Board of Trustees, officers, and employees, and to keep and maintain such insurance policy coverages in full force and effect at all times along with such other insurance coverages as the Board of Trustees may determine to be reasonably prudent and necessary to protect the Fund and its assets; and, to procure and maintain a fidelity bond covering the IPRF's Board of Trustees, individually and collectively, the Fund Treasurer, the Fund Accountant, and any other person required by law or deemed appropriate by the Board of Trustees, having any responsibility respecting the IPRF's monies and securities, in an amount sufficient to protect the Fund against loss, misappropriation, or misuse of any monies or securities;

(i) Set standards for the admission of Members to the Fund which shall include such requirements, guidelines, and precautions as the Board of Trustees from time to time shall deem to be reasonable and appropriate to promote the safe, prudent, proper, and responsible operation of the Fund, for the benefit of duly qualified and financially suitable Members that are seriously committed to sound safety practices, risk management, and loss control programs; and

(j) Employ or contract for the services of such other persons, parties, providers, vendors, or consultants as the Board of Trustees may from time to time deem reasonably necessary or desirable to carry out the purposes of the Fund and to assure the continuous, efficient, and cost-effective operation of its programs.

Section 4.3 A Trustee may resign at any time upon written notice to the Board of Trustees. Any Trustee may be removed from office at any time, but only for cause, by the affirmative vote of a majority of the entire Board of Trustees.

Section 4.4 Whenever any vacancy shall occur on the Board of Trustees by reason of death, incapacity, resignation, removal, or otherwise, a majority of the Trustees then in office, though less than a quorum, may fill such vacancy or vacancies at any meeting, and the person so elected shall be a Trustee until his or her successor is elected by the Board of Trustees at an annual meeting, or at any special meeting of the Board of Trustees duly called for that specific purpose, and shall qualify. The resignation of a Trustee shall be effective upon receipt of the written notice thereof by the Chairman of the Board of Trustees, or at a subsequent time as set forth in the notice of resignation.

Section 4.5 Subject to any specific limitation or restriction imposed by law or by these By-Laws, the Board of Trustees is authorized to direct, by appropriate action, the carrying out of the IPRF's purposes as set forth in these By-Laws, and to exercise all of the powers of the Board of Trustees or directors provided by law and these By-Laws, and any and all persons and parties dealing with the Fund shall have the right to rely upon any action taken pursuant to authority of the Board of Trustees.

ARTICLE V
Officers

Section 5.1 The officers of the Fund shall be a Chairman of the Board of Trustees, a President, a Secretary, a Treasurer, and such other officers as may be elected or appointed by the Board of Trustees. Officers whose authority and duties are not defined in these By-Laws shall have the authority and perform the duties prescribed and directed, from time to time, by the Board of Trustees. Any two or more offices may be held by the same person.

Section 5.2 The officers of the Fund shall be elected annually by the Board of Trustees at the first regular meeting of the Board of Trustees of each fiscal year. Officers must be Members of the Board of Trustees. If the election of officers shall not be held at such meeting, then such election shall be held as soon thereafter as conveniently may be. Vacancies may be filled and new offices created and filled, at any meeting of the Board of Trustees. Each officer shall hold office until his or her successor shall have been duly elected and qualified, or until his or her death, or until he or she shall resign or shall have been removed in the manner hereinafter provided. Election of an officer shall not of itself create contract rights.

Section 5.3 Any officer elected or appointed by the Board of Trustees may be removed by the Board of Trustees whenever, in its judgment, the best interests of the Fund would be served thereby.

Section 5.4 The Chairman of the Board of Trustees shall preside at all meetings of the Members and of the Board of Trustees, shall discharge all duties incident to the office of Chairman of the Board of Trustees, and shall perform all other duties as may be prescribed by the Board of Trustees.

Section 5.5 The President shall assist the Chairman in the discharge of his or her duties as the Chairman may direct, and shall perform such other duties as from time to time may be assigned to him or her by the Chairman or the Board of Trustees. In the absence of the Chairman, or in the event of his or her inability or refusal to act, the President shall perform the

duties of the Chairman, and when so acting, shall have all the powers of and be subject to all the restrictions upon the Chairman.

Section 5.6 The Secretary shall (a) record the minutes of any and all meetings of the Members and of the Board of Trustees in one or more books provided for that purpose; (b) see that any notices are duly given in accordance with the provisions of these By-Laws or as required by law; (c) be a custodian of the corporate records; and, (d) perform all duties incident to the office of secretary and such other duties as from time to time may be assigned to him or her by the Chairman or by the Board of Trustees.

Section 5.7 The Treasurer shall keep, or cause to be kept by the Fund Accountant, a record of all the Members participating in the Fund, and shall keep, or cause to be kept by the Fund Accountant, a ledger account of the premiums, contributions, and assessments, and shall bill or invoice, or cause to be billed or invoiced, the Members when any such amounts are due and payable to the IPRF. The Treasurer shall also be responsible for all monies paid to and collected by the Fund, and shall be responsible for administering the timely collections from each Member of the premiums, contributions, and assessments established by the Board of Trustees. The Treasurer may, with approval of the Board of Trustees, (a) engage outside financial and accounting services to assist him or her in discharging all or part of his or her duties; (b) direct the Fund Accountant to collect Members' current and delinquent accounts, premiums, contributions, assessments, and penalties; and, (c) enter into contracts and fiduciary agreements as necessary to protect the assets of the IPRF and further the Fund's purposes.

Section 5.8 The Treasurer shall prepare and forward or cause to be prepared and forwarded to the Board of Trustees and to the Members upon request, no later than sixty (60) days after the end of each annual fiscal reporting period of the Fund (the "Fund Year"), a financial accounting showing the balance in the Fund's accounts at the end of the Fund Year, current period contributions, and the amount and nature of all investments and payments, including a separate accounting for claims, management, legal and accounting expenses, claims paid, and the Fund balance.

ARTICLE VI
Meetings of the Board of Trustees

Section 6. 1 The annual meeting of the Board of Trustees shall be held during the month of March in each calendar year, at the principal office of the Fund or other such place as may be designated by the Board of Trustees, for the purpose of electing Trustees, in the event that there is a vacancy on the Board of Trustees or the term of any class of Trustees has expired, and for the transaction of such other business as may properly be brought before the meeting.

Section 6.2 The Chairman or any two (2) or more Trustees may call a special meeting of the Board of Trustees at any time, to be held at the principal office of the Fund, or at such other place within the State of Illinois as the person or persons calling the meeting shall designate.

Section 6.3 Notice of the time, place, and purpose of all meetings of the Board of Trustees shall be provided to each Trustee by the Chairman of the Board of Trustees, or his designee, not less than five (5) nor more than thirty (30) days before the meeting. Meetings of the Board may be held on less than five (5) days' notice if consented to by any four (4) or more Trustees. Whenever any notice is required by this Section, a waiver thereof in writing, signed by the person or persons entitled to such notice, and sent or delivered by them before the holding of

the meeting by mail, express delivery, facsimile, other electronic means, or personally shall be deemed equivalent to the giving of such notice.

Section 6.4 Four (4) Members of the Board of Trustees shall constitute a quorum for the transaction of business, and the action of a majority of the Trustees present at a meeting at which a quorum is present shall be the act of the Board of Trustees, except actions by a majority or greater number of the Trustees then in office may be specifically required by other sections of these By-Laws. If there shall be less than a quorum present at any meeting of the Board of Trustees, then a majority of those present may adjourn the meeting from time to time until a quorum is present.

Section 6.5 Trustees may participate in and act at any meeting of the Board of Trustees through the use of a conference telephone or other communications equipment by means of which all persons participating in the meeting can communicate with each other. Participation in a meeting by such means shall constitute attendance and presence in person at such meeting.

Section 6.6 Unless otherwise restricted by the Articles of Incorporation or these By-Laws, any action required or permitted to be taken at a meeting of the Board of Trustees may be taken without a meeting if all members of the Board consent thereto in writing and the writing is filed with the minutes of proceedings of the IPRF Board of Trustees.

Section 6.7 The Board of Trustees, by the affirmative vote of Trustees then in office and irrespective of any personal interest of any Trustee, shall have the authority to establish reasonable compensation for all Trustees for services to the Fund as directors, officers, or otherwise notwithstanding any Trustee's conflict of interest. By resolution of the Board of Trustees, Trustees may be paid their expenses, if any, of attendance at each meeting of the Board of Trustees or any Committee thereof. No such payment shall preclude any Trustee from serving the Fund in any other capacity and receiving reasonable compensation therefor. The salaries and other compensation of the officers and employees of the IPRF, if any, shall be fixed from time to time by the Board of Trustees, and no officer or employee of the IPRF shall be prevented from receiving such salary or other compensation by reason of the fact that he or she is also a Trustee.

Section 6.8 The Board of Trustees, by resolution adopted by a majority of the Trustees in office, may designate one or more Committees, each of which will consist of two (2) or more Trustees and such other person or persons as the Board of Trustees shall designate, provided that the majority of each Committee's membership shall be Trustees. The Committees, to the extent provided for by the Board of Trustees and not restricted by law, shall have and exercise the authority of the Board of Trustees in the management of the IPRF, but the establishment of Committees and the delegation thereto of authority shall not operate to relieve the Board of Trustees, or any individual Trustee, of any duty or responsibility imposed by law. Committee members shall be designated by the Board of Trustees at the annual meeting of the Board of Trustees. If the designation of Committee members shall not take place at such annual meeting, then the designation shall take place as soon thereafter as conveniently may be. Vacancies on Committees may be filled, and new positions created and filled, at any meeting of the Board of Trustees. Each Committee member shall keep and maintain his or her Committee membership until his or her successor shall have been duly appointed and qualified, or until his or her death, or until he or she shall resign, or shall have been removed by the Board of Trustees.

ARTICLE VII
Membership Meetings

Section 7.1 The annual meeting of the Members of the Fund may be held immediately following and at the same place as the annual meeting of the Board of Trustees, or as may be provided by resolution of the Board of Trustees, for the transaction of such business as may properly be brought before the meeting.

Section 7.2 Special meetings of the Members may be called by the Chairman of the Board of Trustees, by the Board of Trustees, or by not less than fifty percent (50%) of the Members of the Fund.

Section 7.3 Notice stating the place, day, and hour of the meeting, and in the case of a special meeting, the purpose or purposes for which the meeting is being called, shall be given not less than five (5) nor more than sixty (60) days before the date of the meeting.

Section 7.4 A majority of the current membership shall constitute a quorum at all meetings of the membership of the Fund.

Section 7.5 Each Member shall be entitled to one vote upon each matter submitted by the Board of Trustees to a vote at a meeting of Members; provided, however, that Members shall have no right to vote for the election of or removal of any Trustee of the Board of Trustees.

Section 7.6 Meetings of the membership of the Fund shall be presided over by the duly elected Chairman of the Board of Trustees, or in his or her absence by the President. The Secretary of the Board of Trustees shall act as Secretary of the meeting. All questions shall be decided by the vote of a majority of the Members present and voting at the meeting unless otherwise provided by law or these By-Laws.

ARTICLE VIII
Termination of Membership

Section 8.1 The IPRF by action of its Board of Trustees may cancel or terminate the membership of any Member at any time for reasons that include, but are not limited to, the following:

(a) When the Member fails to pay the premium, contribution, assessment, or other amounts due and payable to the Fund in full;

(b) When the Member fails to cooperate with the Fund, or with any of its Trustees, Marketing Agent, officers, employees, contractors, or agents, in regards to audits, payments, financial and claims reporting, safety, loss control, and prevention, or any other subject having to do or connected in any way with the operations and purposes of the IPRF as determined by the Board of Trustees in its sole discretion;

(c) When the Member fails to carry out the recommendations of any safety, loss control, or prevention survey, inspection, or examination, or fails to adhere to generally accepted accounting or financial practices, or fails to follow the IPRF's safety, loss control, risk prevention, or claims reduction standards, policies, or programs as determined by the Board of Trustees in its sole discretion;

(d) When the Member fails to meet the membership eligibility requirements set forth in Article III above, as determined at any time by the Board of Trustees in its sole discretion; or

(e) When the Member engages in conduct detrimental to the integrity, stability, or strength of the IPRF or any of its programs as determined by the Board of Trustees in its sole discretion.

Section 8.2 After the initial 1-year term of required IPRF membership, a Member may resign from membership in the Fund at any time, subject to the requirements and upon the terms set forth in Section 8.3 below.

Section 8.3 The date on which a Member ceases to be a Member of the Fund shall be determined according to this Section 8.3, as follows:

(a) In the event the Fund terminates a Member for any of the reasons set forth in paragraphs (a) through (e) of Section 8.1, then such Member shall cease to be a Member of the Fund on the thirtieth (30th) day after the Fund gives the Member notice (delivered electronically or by certified or registered mail) of such termination, unless within such thirty (30)-day period, the reasons for the Member's termination are corrected or cured, as the case may be, to the full and complete satisfaction of the IPRF as determined by the Board of Trustees in its sole discretion.

(b) In the event a Member elects to resign from the Fund, then it shall give written notice to the IPRF's Board of Trustees of its intent to resign, and such resignation shall take effect no sooner than ninety (90) days from the date such notice is given. **REGARDLESS OF THE EFFECTIVE DATE OF ANY MEMBER'S VOLUNTARY OR INVOLUNTARY TERMINATION OF MEMBERSHIP IN THE FUND, PAID PREMIUMS WILL NOT BE REFUNDED OR PRO-RATED.** The ninety (90) day written notice required by this section shall be given, at least, 90 days prior to the expiration of the Member's then-current term. It is paramount for the Fund to receive the written notice required by this section ninety (90) days in advance of the end of the withdrawing Member's term because the Fund must know which of its Members are covered on an annual basis. The Fund cannot carve out shortened timeframes for members who terminate on any lesser amount of time as such shortened termination timeframes may lead to ambiguities in coverage.

(c) A Member's written notice tentatively terminating such Member's membership must be rescinded, if at all, by subsequent written notice received by the IPRF no later than the final day of the then-current policy term. If the tentative termination is not rescinded, the Members membership in the IPRF will be terminated as of 11:59 PM on the final day of the Member's then-current term. If the Member does timely rescind its tentative termination as provided in this paragraph, such Member's membership shall be renewed in the ordinary course, with no interruption in coverage.

Section 8.4 No liability shall accrue to the IPRF, its Members, or any of them on account of any claim arising out of any accident, injury, exposure, disability, or disablement occurring or manifesting itself after the date on which the responsible employing Member ceases to be a Member of the Fund by operation of Section 8.3 above.

Section 8.5 Any Member whose IPRF membership is terminated by reason of any act or omission set forth in Section 8.1 of this Article shall only have such right or interest to any excess final premiums or contributions, whether or not previously declared to be payable by the Fund, determined after the date on which the Member ceases to be a member of the Fund using the Member's actual, audited payroll remuneration and the applicable classifications and rates; and, such right to a refund of unearned premiums or contributions shall be determined by the Board of Trustees in its sole discretion.

Section 8.6 A former Member of the Fund may seek reinstatement of its membership in the IPRF, but only by filing a new application for membership with the Fund, meeting all the requirements of a new applicant as set forth in these By-Laws, and by paying in full and in advance any and all such former Member's past due accounts for unpaid and delinquent premiums, contributions, debts, assessments, and penalties, including all reasonable attorney's fees and other costs and expenses incurred by the Fund in pursuing the collection process through litigation, arbitration, or otherwise, if any.

Section 8.7 The IPRF may elect, in the sole discretion of its Board of Trustees, not to renew the membership of any Member at the end of the applicable Fund year or coverage period upon written notice of cancellation or non-renewal sent to the Member.

ARTICLE IX
Premiums and Finances

Section 9.1 All premiums, contributions, assessments, charges, or other amounts payable, as determined by the Board of Trustees in its sole discretion, shall be paid promptly by each Member to the Fund or the Fund Accountant when due. The Board of Trustees shall have custody and control over the assets of the Fund.

Section 9.2 All premium or contribution rates, discounts and credits, and the amounts thereof if any, shall be determined by the Board of Trustees in its sole discretion. At the end of every Fund Year or coverage period, each Member's financial, payroll, and tax records shall be examined by the Fund to determine the actual or final premium or contribution amount due for the Fund Year or coverage period then concluded.

Section 9.3 The Trustees shall open and maintain such accounts as they deem necessary for the operation of the Fund in accordance with established financial, accounting, and investment guidelines and principals.

Section 9.4 Advance premium discounts may be offered to Members on an individual basis and in amounts to be determined in the sole discretion of the Board of Trustees.

Section 9.5 Any surplus monies for a Fund Year in excess of the amounts necessary to fulfill all obligations of the Fund under the laws of Illinois and to satisfy all Fund expenses for that fiscal or coverage year may be refunded to IPRF Members on a pro rata basis at such times and under such terms, conditions, and provisions as agreed to and determined by the Board of Trustees in its sole discretion. Eligibility to receive the discretionary pro rata refund or "dividend" described in this Section shall be limited to only those Members who were both (a) members of the Fund for the full duration of the fiscal year or Fund Year for which a surplus exists for distribution as determined by the Board of Trustees in its sole discretion, and (b) whose membership is deemed to be in good standing by the Board of Trustees without withdrawal, resignation, notice of resignation, or cause for termination under Article VIII of these By-Laws or

the Pooling Agreement on both the date a refund or dividend is declared and the record date of payment.

Section 9.6 Each Member of the Fund shall pay the full amount of its premium, contribution, assessment, or other cost of membership within thirty (30) days of the date of the IPRF's invoice or statement. The IPRF and its Board of Trustees are without authority to extend credit to any Member of the Fund. The IPRF by action of its Board of Trustees in its full and complete discretion, however, may adopt regular payment plans or schedules for the payment of a Member's annual premium or contribution. The failure to pay premiums, contributions, assessments, or other costs shall subject the Member to dismissal or termination from the Fund as provided in Article VIII of these By-Laws.

ARTICLE X
Fund Claims Administration

Section 10.1 The Board of Trustees shall provide for the administration, handling, and adjustment of claims by either contracting for such claims management services from an independent third-party claims administrator or by employing claims administration personnel directly or indirectly. In either case, the party or persons performing claims administration services shall be known as the Fund Administrator having such duties and responsibilities as the Board of Trustees may from time to time direct or delegate.

Section 10.2 The Fund Administrator, Fund Accountant, Fund Advisor, Marketing Agent, and any other IPRF employee, contractor, vendor, consultant, agent, or representative, upon invitation of the Chairman of the Board of Trustees, shall attend meetings of the Board of Trustees, the Committees of the Board, and the Fund membership , both regular and special.

Section 10.3 The Fund Administrator or Fund Administration may, with approval of the Board of Trustees, provide for outside legal, financial, and other services, and may enter into fiduciary relationships and other contractual arrangements as determined by the Board of Trustees in its sole judgment and discretion to be reasonable and necessary to protect the assets of the Fund and to further the IPRF's purposes.

ARTICLE XI
Miscellaneous

Section 11.1 Each Member shall cooperate with the IPRF, and its Board of Trustees, officers, employees, contractors, vendors, consultants, agents, and representatives to the fullest extent possible. Members shall keep and maintain accurate records accessible to the IPRF, including financial, payroll, and tax records, safety records, and accident reports; and, Members shall be willing and able to take any and all necessary action to put into effect the recommendations of any safety or loss control inspection or survey.

Section 11.2 The Fund shall defend in the name of and on behalf of a Member any claims, suits, or other proceedings which may at any time be brought or instituted against that Member on account of bodily injury or death by accident or disease under the Illinois Workers' Compensation Laws or on account of legal liability of the Member for damages because of bodily injury or death to any employee by accident or disease arising out of and in the course of employment for the Member, including claims, suits, or other proceedings alleging such injuries and demanding damages or compensation therefore, even though such suits, other proceedings, allegations, or demands are wholly groundless, false, or fraudulent, and to pay all costs taxed

against the Member in any legal proceeding defended by the Fund, all interest accruing after entry of judgment, and all expenses incurred for investigation, negotiation, or defense.

ARTICLE XII
Fiscal Year

The fiscal year of the Illinois Public Risk Fund shall be consistent with the calendar year beginning on the first day of January and ending on the last day of December (the "Fund Year").

ARTICLE XIII
Notices

Any notice required by these By-Laws, by statute, or by any rule or regulation of any governmental agency shall be sufficient if delivered personally, transmitted or received by electronic means, or given by depositing the same in a United States post office box or receptacle in a sealed, envelope, addressed to the person to be notified at his or her last address as the same appears in the records of the IPRF, and with first-class postage prepaid; and any reference in these By-Laws to any written notice or correspondence shall for all purposes hereunder be deemed to include electronic transmission. Any notice delivered personally shall be deemed to have been given on the date of delivery. Any notice transmitted electronically shall be deemed to have been given one (1) day after transmission, and any mailed notice shall be deemed to have been given on the date of mailing, provided that should notice pursuant to Article VIII of these By-Laws be given by mail, mailing shall be sent by certified or registered mail.

ARTICLE XIV
Amendment of By-Laws

Section 14.1 These By-Laws may be amended, altered, changed, added to, or repealed, and new By-Laws may be adopted, by an affirmative vote of at least two-thirds (2/3) of the Board of Trustees.

Section 14.2 From time to time as determined by the Board of Trustees, or upon request, each Member shall be furnished with a copy of these By-Laws and a copy of any change thereof that is made as provided in Section 14.1 of this Article.

ARTICLE XV
Indemnification of Officers, Trustees, Employees, and Agents: Insurance

Section 15.1 The Fund may indemnify any person who was or is a party, or is threatened to be made a party to any threatened, pending, or completed action, suit, or proceeding, whether civil, criminal, administrative, or investigative (other than an action by or in the right of the Fund) by reason of the fact that he or she is or was a Trustee, officer, employee, or agent of the Fund, or who is or was serving at the request of the Fund as a Trustee, officer, employee, or agent of another corporation, partnership, joint venture, trust, or other enterprise, against expenses (including attorneys' fees) costs, awards, judgments, fines, and amounts paid in settlement actually and reasonably incurred by such person in connection with such action, suit, or proceeding, if he or she acted in good faith and in a manner he or she reasonably believed to be in, or not opposed to, the best interests of the Fund, and, with respect to any criminal action or proceeding, had no reasonable cause to believe his or her conduct was unlawful. The termination of any action, suit, or proceeding by judgment, order, settlement, conviction, or upon a plea of nolo contendere or its equivalent, shall not, of itself, create a presumption that the person did not

act in good faith and in a manner which he or she reasonably believed to be in or not opposed to the best interests of the Fund, and, with respect to any criminal action or proceeding, that the person had reasonable cause to believe that his or her conduct was unlawful.

Section 15.2 The Fund may indemnify any person who was or is a party, or is threatened to be made a party to any threatened, pending, or completed action or suit by or in the right of the Fund to procure a judgment in its favor by reason of the fact that such person is or was a Trustee, officer, employee, or agent of the Fund, or is or was serving at the request of the Fund as a Trustee, officer, employee, or agent of another corporation, partnership, joint venture, trust, or other enterprise, against expenses (including attorneys' fees) and costs actually and reasonably incurred by such person in connection with the defense or settlement of such action or suit, if such person acted in good faith and in a manner he or she reasonably believed to be in, or not opposed to, the best interests of the Fund, provided that no indemnification shall be made in respect of any claim, issue, or matter as to which such person shall have been adjudged to be liable for negligence or misconduct in the performance of his or her duty to the Fund, unless, and only to the extent that the court in which such action or suit was brought shall determine upon application that, despite the adjudication of liability, but in view of all the circumstances of the case, such person is fairly and reasonably entitled to indemnity for such expenses as the court shall deem proper.

Section 15.3 To the extent that a Trustee, officer, employee, or agent of the Fund has been successful, on the merits or otherwise, in the defense of any action, suit, or proceeding referred to in Sections 15.1 and 15.2 hereof, or in defense of any claim, issue, or matter therein, then such person shall be indemnified against expenses (including attorneys' fees) actually and reasonably incurred by such person in connection therewith.

Section 15.4 Any indemnification under Sections 15.1 and 15.2 hereof (unless ordered by a court) shall be made by the Fund only as authorized in the specific case, upon a determination that indemnification of the Trustee, officer, employee, or agent is proper in the circumstances because he or she has met the applicable standard of conduct set forth in Sections 15.1 and 15.2 hereof. Such determination shall be made (1) by the Board of Trustees by a majority vote of a quorum consisting of Trustees who were not parties to such action, suit or proceeding, or (2) if such quorum is not obtainable, or, even if obtainable, if a quorum of disinterested Trustees so directs, by independent legal counsel in a written opinion, or (3) by the Members entitled to vote, if any.

Section 15.5 Expenses incurred in defending or responding to a civil or criminal action, suit, proceeding, inquiry, or investigation may be paid by the Fund in advance of the final disposition of such action, suit, proceeding, inquiry, or investigation as authorized by the Board of Trustees in the specific case, upon receipt of an undertaking by or on behalf of the Trustee, officer, employee, or agent to repay such amount, unless it shall ultimately be determined that he or she is entitled to be indemnified by the Fund as authorized in this Article.

Section 15.6 The indemnification provided by this Article shall be in accordance with and to the full extent permitted by the Illinois General Not For Profit Corporation Act of 1986, as in effect on the date of the adoption of these By-Laws, or as amended from time to time, and such indemnification shall not be deemed exclusive of any other rights to which those seeking indemnification may be entitled under any By-Law, agreement, vote of Members or disinterested Trustees, or otherwise, both as to action in his or her official capacity and as to action in another capacity while holding such office, and shall continue as to a person who has ceased to be a

Trustee, officer, employee, or agent, and shall inure to the benefit of the heirs, executors, and administrators of such a person.

Section 15.7 The Fund may purchase and maintain insurance on behalf of any person who is or was a Trustee, officer, employee, or agent of the Fund, or who is or was serving at the request of the Fund as a Trustee, officer, employee, or agent of another corporation, partnership, joint venture, trust, or other enterprise, against any liability asserted against such person and incurred by such person in any such capacity, or arising out of his or her status as such, whether or not the Fund would have the power to indemnify such person against such liability under the provisions of this Article.

Section 15.8 If the Fund has paid indemnity or has advanced expenses under this Article to a Trustee, officer, employee, or agent, then the Fund shall report the indemnification or advance in writing to the Members entitled to vote with or before the notice of the next meeting of the Members entitled to vote.

Section 15.9 For purposes of this Article, references to "the Fund" shall include, in addition to the surviving corporation, any merging corporation (including any corporation having merged with a merging corporation) absorbed in a merger which, if its separate existence had continued, would have had the power and authority to indemnify its Trustees, officers, and employees or agents, so that any person who was a Trustee, officer, employee or agent of such merging corporation, or was serving at the request of such merging corporation as a Trustee, officer, employee or agent of another corporation, partnership, joint venture, trust or other enterprise, shall stand in the same position under the provisions of this Article with respect to the surviving corporation as such person would have with respect to such merging corporation if its separate existence had continued.

Section 15.10 For purposes of this Article, references to "other enterprises" shall include employee benefit plans; references to "fines" shall include any excise taxes assessed on a person with respect to an employee benefit plan; and reference to "serving at the request of the Fund" shall include any service as a Trustee, officer, employee or agent of the Fund which imposes duties on, or involves services by such Trustee, officer, employee, or agent with respect to any employee benefit plan, its participants, or beneficiaries. A person who acted in good faith and in a manner he or she reasonably believed to be in the best interests of the participants and beneficiaries of an employee benefit plan shall be deemed to have acted in a manner "not opposed to the best interests of the Fund" as referred to in this Article.

These By-Laws, as amended and restated, were approved by the Board of Trustees of the Illinois Public Risk Fund on February 26, 2018, and shall take effect as of that date.

Thomas P. English

_____

Thomas P. English,
Chairman of and for the Illinois Public Risk Fund.

Dated: March 19, 2018

Member No. _____

ILLINOIS PUBLIC RISK FUND
POOLING AGREEMENT

(*As Amended and Restated in 2018*)

THIS AGREEMENT is made and entered into by and among the ILLINOIS PUBLIC RISK FUND (the "IPRF" or "Fund"), an Illinois not for profit corporation organized and operating as an intergovernmental joint insurance pool, and each of the members of the Fund (individually referred to herein as a "Member" and collectively as the "Members").

RECITALS

WHEREAS, the purpose of the Fund is to establish an intergovernmental joint insurance pool providing for the defense and payment when due of all compensation and other benefits under the Illinois Workers' Compensation Act and the Illinois Workers' Occupational Diseases Act (hereinafter referred to as the "Workers' Compensation Laws"), on behalf of "public agency members," as such term is defined by section 6 of the Illinois Intergovernmental Cooperation Act (5 ILCS 220/6), and other units of local government and public entities within the State of Illinois which may become eligible for membership from time to time according to the Intergovernmental Cooperation Act, or Article VII, Section 10 of the Illinois Constitution of 1970.

WHEREAS, the Illinois Intergovernmental Cooperation Act expressly authorizes public agencies to enter into intergovernmental contracts to jointly self-insure and utilize their funds to protect, wholly or partially, themselves and any public agency member of the contract against liability or loss in a designated insurable area; and

WHEREAS, the IPRF was established in 1985 to provide a means by which the public agency Members of the Fund could contract with each other pursuant to the Intergovernmental Cooperation Act in order to protect each other against liability or loss under the Workers' Compensation Laws; and

WHEREAS, the parties to this Agreement intend to create a valid, enforceable intergovernmental contract pursuant to the provisions of the Intergovernmental Cooperation Act by execution of this Agreement.

NOW THEREFORE, in consideration of the mutual covenants and agreements contained herein, the parties hereto agree as follows:

AGREEMENT

I. FUND OPERATIONS AND CLAIMS ADMINISTRATION.

The IPRF will pay promptly when due the compensation and other benefits, including medical benefits, required of the Member by the Workers' Compensation Laws. The affairs of the Fund shall be managed by or under the direction of its Board of Trustees which shall provide

for the efficient administration of claims under the Workers' Compensation Laws and otherwise under any applicable law of the State of Illinois imposing employer liability for bodily injury by accident or disease. In that regard, the Board of Trustees shall be vested with all powers necessary to properly manage and direct the affairs of the IPRF, including but not limited to the power, as may be deemed necessary by the Board of Trustees in its full and complete discretion, to:

A. Provide for the efficient administration of claims by either employing or contracting for the services of an independent third party claims administrator (the "Fund Claims Administrator" or "Fund Administrator"), or by employing or contracting for the services of claims administration personnel or staff, (the "Fund Claims Administration" or "Fund Administration"). The Fund Administrator or Fund Administration, as the case may be, shall have the responsibilities for claims processing and administration; the investigation and adjustment of claims; the management and reporting of claims; compensation, claims, and benefits payments; and, risk data management and reports, including the establishing and monitoring of reserves, among other duties as may be authorized, directed, or delegated from time to time by the Board of Trustees;

B. Provide or contract for safety and loss control programs and services for the benefit of the Fund and its Members;

C. Employ or contract for the services of an independent accountant (the "Fund Accountant") who, at the direction of the Board of Trustees and the Treasurer, shall be responsible for IPRF's day-to-day financial matters, including the collection of Members' current, past due, and delinquent accounts, premiums, contributions, assessments, and penalties; the keeping and maintenance of the Fund's financial records, statements, reports, and books of account; and, the satisfaction and payment of the Fund's bills, debts, and other financial obligations;

D. Employ or contract for the services of an independent, fiduciary investment advisor (the "Fund Advisor"), if deemed necessary by the IPRF's Board of Trustees, to provide advice and management concerning the Fund's assets and investments in accordance with the purposes and investment guidelines established by the IPRF, the Intergovernmental Cooperation Act, and all other applicable duties and policies, standards, guidelines established, created by law, regulation, or resolution of the Board of Trustees;

E. Employ or contract for the services of an exclusive Marketing Agent who shall be responsible for the promotion and marketing of the Fund, and its program and services;

F. Authorize and direct the Fund Accountant and the Marketing Agent in the collection of delinquent accounts resulting from any unpaid premiums, contributions, assessments, or penalties;

G. Cause each Member to execute this Pooling Agreement, governing, among other matters and things, the liability of all Members for claims against the Fund;

H. Obtain excess reinsurance coverage along with errors and omissions liability (E&O) and directors and officers (D&O) liability coverages for the Fund's Board of

Trustees, officers, and employees with insurance companies acceptable to the Board of Trustees, and in amounts considered reasonably adequate to cover the liabilities of the Fund, its Board of Trustees, officers, and employees, and to keep and maintain such insurance policy coverages in full force and in effect at all times along with such other insurance coverages as the Board of Trustees may determine to be reasonably prudent and necessary to protect the Fund and its assets; and, to procure and maintain a fidelity bond covering the IPRF's Board of Trustees, individually and collectively, the Fund Treasurer, the Fund Accountant, and any other person required by law or deemed appropriate by the Board of Trustees, having any responsibility respecting the IPRF's monies and securities, in an amount sufficient to protect the Fund against loss, misappropriation, or misuse of any monies or securities;

I. Set standards for the admission of Members to the Fund which shall include such requirements, guidelines, and precautions as the Board of Trustees from time to time shall deem to be reasonable and appropriate to promote the safe, prudent, proper, and responsible operation of the Fund for the benefit of duly qualified and financially suitable Members that are seriously committed to sound safety practices, risk management, and loss control programs;

J. To employ or contract for the services of such other persons, parties, providers, vendors, or consultants as the Board of Trustees may from time to time deem reasonably necessary or desirable to carry out the purposes of the Fund and to assure the continuous, efficient, and cost-effective operations of its programs.

II. COST OF MEMBERSHIP.

The Member's cost will be determined by the Board of Trustees. The Member's contribution or premium will be developed by an examination and audit of all the Member's records that relate to the coverages provided by this Agreement, including ledgers, journals, registers, contracts, tax reports, payroll and disbursement records, and programs for storing and retrieving data (the "payroll audit"). Rates, classifications, experience modification factors, and discounts approved by the Board of Trustees will be used to determine the Member's contribution or premium subject to the payroll audit.

III. ASSESSMENT PROVISIONS.

Whenever the Board of Trustees determines by means of an audit, annual certified financial statements, actuarial opinion, or otherwise that the assets of the Fund are less than the reserves which prudently should be maintained by the Fund, or which are required to be maintained by any applicable law, rule or regulation, then the Fund shall direct its Treasurer and the Fund Accountant (as defined in the Fund's By-Laws) to assess each Member of the Fund that was a Member during the Fiscal Year (as defined below) in which the events or occurrences giving rise to such assessment occurred, the amount necessary (in the aggregate) to correct the deficiency. Members will be assessed pro rata based upon their annual contributions, provided that, in no event shall the annual total of any Member's assessment exceed the greater of ten percent (10%) of that Member's gross annual premium or contribution to the Fund for the most recent Fiscal or Fund Year, as such terms are defined herein and by the IPRF's By-Laws, or the amount required under the applicable rule, law or regulation giving rise to the assessment. In the event of the inability of one or more Members, by reason of insolvency or otherwise, to pay such assessments, the Fund's Treasurer shall assess the other Members of the Fund for such unpaid

amounts. Notwithstanding the foregoing, a Member's liability under this Section for assessments shall be limited to the period of such Member's membership in the IPRF and the later of either the three (3)-year period commencing with the close of the most recent Fiscal Year during which the events, occurrences, or claims giving rise to such assessments happened, or the three (3)-year period beginning with the close of the Fiscal Year during which such Member's membership in the Fund was terminated.

IV. MEMBERS, TERMS, WITHDRAWAL, TERMINATION.

A. Membership in the Fund is limited to "public agency members" as such term is defined by section 6 of the Illinois Intergovernmental Cooperation Act (5 ILCS 220/6), and other units of local government and public entities within the State of Illinois which may become eligible for membership from time to time according to the Intergovernmental Cooperation Act, or Article VII, Section 10 of the Illinois Constitution of 1970. Membership in the Fund is subject to the approval of the Fund's Board of Trustees, the Fund Administrator, and the Fund's excess reinsurance carrier.

B. The initial minimum term of IPRF membership is one (l) year, unless terminated earlier pursuant to this Agreement or Article VIII of the Fund's By-Laws.

C. After the initial one (l) year minimum term, a Member may withdraw or resign its membership in the Fund for any year thereafter upon the giving of not less than ninety (90) days written notice to the IPRF Board of Trustees of its intent to withdraw or resign and, such resignation shall take effect no sooner than ninety (90) days from the date such notice is given. The ninety (90) day written notice required by this section shall be given, at least, 90 days prior to the expiration of the Member's then-current term. It is paramount for the Fund to receive the written notice required by this section ninety (90) days in advance of the end of the withdrawing Member's term because the Fund must know which of its Members are covered on an annual basis. The Fund cannot carve out shortened timeframes for members who terminate on any lesser amount of time as such shortened termination timeframes may lead to ambiguities in coverage.

D. A Member's written notice tentatively terminating such Member's membership must be rescinded, if at all, by subsequent written notice received by the IPRF no later than the final day of the then-current policy term. If the tentative termination is not rescinded, the Members membership in the IPRF will be terminated as of 11:59 PM on the final day of the Member's then-current term. If the Member does timely rescind its tentative termination as provided in this paragraph, such Member's membership shall be renewed in the ordinary course, with no interruption in coverage.

E. A Member may be terminated from the IPRF under rules set forth in the Funds By-Laws for reasons which include, but are not limited to, the following:

(1) When the Member fails to pay the premium, contribution, assessment, or other amounts due and payable to the Fund in full;

(2) When the Member fails to cooperate with the Fund, or with its Trustees, Marketing Agent, officers, employees, contractors, or agents, in regards to audits, payments, financial and claims reporting, safety, loss control, and prevention, or any other subject having to do or connected in any way with the operations and

purposes of the IPRF as determined by the Board of Trustees in its sole discretion;

(3) When the Member fails to carry out the recommendations of any safety, loss control, or prevention survey, inspection, or examination, or fails to adhere to generally accepted accounting or financial practices, or fails to follow the IPRF's safety, loss control, risk prevention, or claims reduction standards, policies, or programs as determined by the Board of Trustees in its sole discretion;

(4) When the Member fails to meet the membership eligibility requirements set forth in Paragraph IV(A) above, as determined at any time by the Board of Trustees in its sole discretion;

(5) When the Member engages in conduct detrimental to the integrity, stability, or strength of the IPRF or any of its programs as determined by the Board of Trustees in its sole discretion; or

(6) When the member fails to meet other requirements for continued participation that may be determined by the Board of Trustees in its sole discretion to preserve the stability and strength of the Fund and which are consistent with the provisions of the By-Laws, including participation in the programs or efforts designed to reduce losses or adjust claims in order to carry out the purposes for which the IPRF was established.

F. **REGARDLESS OF THE EFFECTIVE DATE OF ANY MEMBER'S VOLUNTARY OR INVOLUNTARY TERMINATION OF MEMBERSHIP IN THE FUND, PAID PREMIUMS WILL NOT BE REFUNDED OR PRO-RATED.**

V. COVERAGE INDEMNITY AND DEFENSE.

In consideration of payment of the Member's contributions as described in this Agreement in general, and as set forth in Part II in particular, the Fund agrees:

A. *Coverage*: The Fund will pay promptly when due all compensation and other benefits, including medical benefits, required of the Member by the Workers' Compensation Laws and as such Laws may be amended from time to time.

B. *Defense. Settlement. Supplementary Payments*: As respects the coverage afforded by the other terms of this Agreement, the Fund shall:

(1) Defend any proceeding against the Member seeking such compensation and other benefits and any suit against the Member alleging work-related accidental injuries or occupational diseases, as those terms are defined under the Workers' Compensation Laws and seeking damages on account thereof, even if such proceeding or lawsuit is groundless, false, or fraudulent, but the Fund may make such investigation, negotiation, and settlement of any claim or suit as it deems expedient or necessary.

(2) Pay all expenses incurred by the Fund, all costs taxed against the Member in any such proceeding or suit, and all interest accruing after entry of award or judgment until the Fund has paid, tendered, or deposited such part of such judgment as does not exceed the limit of the Fund's liability thereon; provided, however, that in no event shall the Fund be responsible for payment of any fines, penalties, or interest thereon imposed upon a Member as a result of such Member's violation of or misconduct under the Workers' Compensation Laws or otherwise.

C. *Applicability of Coverage*: The coverage, compensation, other benefits, defense, and payments provided under this Agreement apply or is accorded only to accidental injuries, disablements, exposures, and fatalities (as those terms are defined under the Workers' Compensation Laws) occurring during the membership term. All states coverage will be provided by the Fund.

D. *Conditions*: Classifications, rates, modification factors, and discounts, shall be determined by the Board of Trustees in its sole discretion. Each Member shall maintain records of the information necessary for contribution or premium computation, and the IPRF, its Board of Trustees, the Fund Accountant and its duly authorized agents and representatives shall be allowed to examine and audit all of the Member's records that relate to the coverage, indemnity and defense provided by this Agreement, including ledgers, journals, registers, vouchers, contracts, tax reports, payroll and disbursement records, and programs for sharing and receiving data. The IPRF may conduct the audits during regular business hours during the membership or coverage period and within three (3) years after such membership or coverage period ends. Information developed by audit will be used to determine the amount of any final premium or contribution due under this Agreement subject to the right of the Fund through its Board of Trustees to determine and set the amount of any premium, contribution, assessment, debt, penalty, or other amount due to be paid the IPRF in its full and sole discretion.

VI. MEMBERS' OBLIGATIONS.

Each Member agrees to be bound by all of the terms and conditions of this Agreement, any subsequent amendments, revisions or alterations of this version of the Agreement (each version to be retained in IPRF's books and records), the IPRF's By-Laws, as they may be amended from time to time, and to abide by any rules, resolutions, and regulations that are promulgated by the Board of Trustees for the administration of the Fund, which shall include, but not be limited to, the following:

A. Each Member agrees to initiate and maintain a safety program to give its employees safe and sanitary working conditions and agrees to follow the general recommendations of the IPRF, its Board of Trustees, and their duly authorized agents and representatives to promote the general welfare of such Member's employees. Each Member, however, shall remain solely responsible for all decisions concerning its safety program and practices and may not rely upon evaluations or recommendations made by the IPRF, its Board of Trustees, or their duly authorized agents and representatives in making decisions concerning such Member's safety program and practices.

B. When an injury or disablement to an employee of a Member covered by this Agreement occurs, the Member shall immediately provide for immediate emergency and other medical services as provided by Sections 8(a) of the Illinois Workers' Compensation Act (820 ILCS 305/8(a)), and shall immediately notify the IPRF of the loss or claim and cause to be prepared and transmitted to the Fund Administrator or Fund Administration, as the case may be, an Employers First Report of Injury (Form 45) as prescribed by the IPRF, the Illinois Workers' Compensation Commission and the Federal Occupational Safety and Health Administration (OSHA).

C. If a claim is made or suit or other proceeding is brought against the Member, then the Member shall immediately forward to the IPRF every demand, notice, summons, claim form, suit or other legal or administrative process received by it.

D. The Member shall cooperate with the IPRF and, upon the Funds request, shall attend all hearings and trials and shall assist in effecting settlements, securing and giving evidence, obtaining the attendance of witnesses, and otherwise cooperate in the conduct of all suits, hearings, or proceedings. The Member shall not, except at its own cost, which shall not be reimbursed by the Fund, voluntarily make any payment, assume any obligation, or incur any expense other than for such immediate medical and other services at the time of the injury as are required by the Workers' Compensation Laws or otherwise.

E. Each Member shall make prompt payment of all contributions, premiums, assessments, and other amounts due as required under this Agreement and the Fund's By-Laws.

F. Each Member does hereby appoint the IPRF as its agent to act in the Member's behalf to file reports and to make or arrange for payment of claims, medical expenses, and all other things required or necessary insofar as they affect the Member's liability under the Workers' Compensation Laws or such Member's obligations under the rules, regulations, and orders of the Illinois Workers' Compensation Commission or any other administrative agency or court having jurisdiction.

G. Each Member agrees that in the event of the payment of any compensation, other benefits, defense or other payments by the IPRF under this Agreement, the Fund shall be subrogated to the extent of such payment to all rights of the Member against any person or other entity legally responsible for such damages or losses, and in such event, the Member hereby agrees to render all reasonable assistance, other than pecuniary assistance, to effect recovery.

H. The IPRF, its Board of Trustees, and any of their duly authorized agents, employees, and attorneys, and a representative shall be permitted at all reasonable times to inspect the Member's work places, plants, works, machinery, and appliances covered by this Agreement, and shall be permitted at all reasonable times and within three (3) years following termination of membership to examine the Member's books, vouchers, contracts, documents, and records of any and every kind which show or tend to show or verify contributions, premiums, or other amounts which are due or payable, or which were paid to the Fund.

I. In consideration of the rights, privileges, and benefits of IPRF membership, the Member agrees and consents that it may be sued by the Fund in any Illinois court having jurisdiction for any premiums, assessments, contributions, debts, penalties, or other monies that are not paid to the Fund on the due date thereof, including but not limited to all reasonable attorneys' fees, expenses, and costs incurred by the Fund in the collection process through litigation, arbitration, or otherwise. Each Member further specifically agrees, consents, and submits to the jurisdiction, venue, and service of process of the Circuit Court of DuPage County, Illinois.

VII. EFFECTIVE TIME AND DATE.

The Fund shall operate on a fiscal year consistent with the calendar year beginning on the first day of January and ending on the last day of December (the "Fiscal Year" or "Fund Year"), and effective date of this Agreement shall be the date the parties entered into this Amended and Restated Pooling Agreement as set forth below.

VIII. ENTIRE AGREEMENT.

This Amended and Restated Pooling Agreement supersedes any prior Pooling Agreement between the parties.

IX. NO PRESUMPTION ARISES.

This Amended and Restated Pooling Agreement shall be presumed to have been drafted by the parties that are signatories hereto. No presumption shall arise against either party if any term hereof shall be considered ambiguous.

IN WITNESS WHEREOF, the parties hereto have entered into this Amended and Restated Pooling Agreement as of date set forth below.

ILLINOIS PUBLIC RISK FUND

Date: _____

By: _____

Title: _____

MEMBER

_____
(Print name of Member)

By: _____

Title: _____

DEDUCTIBLE AGREEMENT

This Deductible Agreement ("Agreement") is made and entered into by and between the ILLINOIS PUBLIC RISK FUND, an Illinois Not-For-Profit Corporation, operating as a self-insured risk pool for Illinois public entities ("Fund"), and City of Decatur

Recitals

WHEREAS, the Fund has accepted the Member for membership and the Member has accepted membership in the Fund subject to the Fund's Pooling Agreement and By-Laws; and

WHEREAS, the Fund has offered the Member an optional Deductible Plan, which Member has accepted; and

WHEREAS, the parties desire to memorialize Deductible Plan in this Agreement; and

WHEREAS, nothing in this Agreement shall change or alter any of the obligations of either the Fund or the Member under the Pooling Agreement and By-Laws.

NOW, THEREFORE, in consideration of the recitals stated above, which are incorporated into this Agreement, and the mutual promises and covenants hereinafter contained, and for other good and valuable consideration, the receipt and sufficiency of which is hereby acknowledged, the parties agree as follows:

1. TERM.

The Term of this Agreement shall be for the period beginning on October 1, 2020 and terminating on September 30, 2021.

2. DEDUCTIBLE PLAN.

(A) Subject to the terms and conditions of the Fund's By-Laws, and the Pooling Agreement executed by the parties, for each claim tendered to and covered by the Fund, the Fund will pay on the Member's behalf the Deductible Amount identified in Section 3 below. The Deductible Amount shall not include the Fund's loss adjustment expense, if any, allocated to a claim.

(B) On a quarterly basis (March 31, June 30, September 30 and December 31), the Fund shall issue an invoice to the Member, specifying the amount of the Deductible paid by the Fund on Member's behalf for covered expenses.

(C) Within 10 days of receipt of the invoice identified in Section 2(B) above, Member shall reimburse the Fund for all amounts paid as identified in the invoice. Member's failure to reimburse the Fund will be considered an event of default under the Pooling Agreement and By-Laws, equivalent to non-payment of premium and contributions. Failure to reimburse the Fund for

sums paid under this Deductible Plan may result in Member's termination from the Fund, which will result in the cancellation of Member's coverages under the Pooling Agreement and By-Laws.

3. DEDUCTIBLE AMOUNT.

The deductible amount (the "Deductible Amount") is $300,000. for each claim or accident occurring during the Term of this Agreement.

IN WITNESS WHEREOF, the parties have executed this Agreement as of the dates set forth below to be effective beginning **October 1, 2020**.

ILLINOIS PUBLIC RISK FUND

Date:_____ By:_____

Title:_____

MEMBER

Date:_____ By:_____

Title:_____

Loss Control Services

Illinois Public Risk Fund is pleased to include the following loss control services with our proposal:

- (3) onsite loss control visits (an average of four hours per visit)

- 24/7 access to all available online loss control services including:
  - Interactive online training
  - Extensive list of streaming videos
  - Safety checklists
  - Risk reminders
  - Sample safety policies/procedures

- (2) days of onsite Simulator training (fire extinguisher, firearms and drive simulators)

- All claim settlements and denials will be discussed.

SUBJECT: Resolution Authorizing Excess Property Insurance Coverage for the City of Decaur, Illinois for the Policy Period October 1, 2020 to October 1, 2021

ATTACHMENTS:

Description	Type
Resolution Travelers	Cover Memo

RESOLUTION NO. R2020 - _____

RESOLUTION AUTHORIZING EXCESS PROPERTY INSURANCE COVERAGE FOR THE CITY OF DECATUR, ILLINOIS FOR THE POLICY PERIOD OCTOBER 1, 2020 TO OCTOBER 1, 2021

WHEREAS, the City of Decatur current business insurance coverage shall expire October 1, 2020, and,

WHEREAS, the City of Decatur is in need of excess property insurance coverage for the period October 1, 2020 through October 1, 2021; and

WHEREAS, Arthur J. Gallagher Risk Management Services, Inc. has secured quotes on the City's behalf for excess property insurance for the period October 1, 2020 through October 1, 2021; and,

WHEREAS, Travelers Indemnity Company (The Travelers Companies, Inc.) has submitted a quote to supply excess property insurance in the amount of $85,409.00.

BE IT THEREFORE RESOLVED BY THE CITY COUNCIL OF THE CITY OF DECATUR, ILLINOIS:

Section 1. That the quote of Travelers Indemnity Company (The Travelers Companies, Inc.) to supply excess property insurance in the amount of $85,409.00 to the City of Decatur be, and the same is hereby, accepted and approved.

Section 2. That the City Manager be, and is hereby authorized to direct Risk Management to execute the Client Authorization to Bind Coverage with Arthur J. Gallagher Risk Management Services for the afore-mentioned service in accordance with the quotes as submitted by said companies.

PRESENTED AND ADOPTED this 21st day of September, 2020.

_____
Julie Moore Wolfe, Mayor

ATTEST:

_____
Angela Harper
Deputy City Clerk

SUBJECT: Resolution Authorizing Auto Physical Damage Insurance Coverage for the City of Decatur, Illinois for the Policy Period October 1, 2020 to October 1, 2021

ATTACHMENTS:

Description	Type
Resolution Hanover	Cover Memo

RESOLUTION NO. R2020 - _____

RESOLUTION AUTHORIZING AUTO PHYSICAL DAMAGE INSURANCE COVERAGE FOR THE CITY OF DECATUR, ILLINOIS FOR THE POLICY PERIOD OCTOBER 1, 2020 TO OCTOBER 1, 2021

WHEREAS, the City of Decatur current business insurance coverage shall expire October 1, 2020, and,

WHEREAS, the City of Decatur is in need of auto physical damage insurance coverage for the period October 1, 2020 through October 1, 2021; and

WHEREAS, Arthur J. Gallagher Risk Management Services, Inc. has secured quotes on the City's behalf for auto physical damage insurance for the period October 1, 2020 through October 1, 2021; and,

WHEREAS, Hanover Insurance Company has submitted a quote to supply auto physical damage insurance in the amount of $60,349.00.00.

BE IT THEREFORE RESOLVED BY THE CITY COUNCIL OF THE CITY OF DECATUR, ILLINOIS:

Section 1. That the quote of Hanover insurance Company to supply auto physical damage insurance in the amount of $60,349.00 to the City of Decatur be, and the same is hereby, accepted and approved.

Section 2. That the City Manager be, and is hereby authorized to direct Risk Management to execute the Client Authorization to Bind Coverage with Arthur J. Gallagher Risk Management Services for the afore-mentioned service in accordance with the quotes as submitted by said companies.

PRESENTED AND ADOPTED this 21st day of September, 2020.

_____
Julie Moore Wolfe, Mayor

ATTEST:

_____
Angela Harper
Deputy City Clerk

SUBJECT: Resolution Authorizing Cyber Liability Insurance Coverage for the City of Decatur, Illinois for the Policy Period October 1, 2020 to October 1, 2021

ATTACHMENTS:

Description	Type
Resolution ACE American	Cover Memo

RESOLUTION NO. R2020 - _____

RESOLUTION AUTHORIZING CYBER LIABILITY INSURANCE COVERAGE FOR THE CITY OF DECATUR, ILLINOIS FOR THE POLICY PERIOD OCTOBER 1, 2020 TO OCTOBER 1, 2021

WHEREAS, the City of Decatur current business insurance coverage shall expire October 1, 2020, and,

WHEREAS, the City of Decatur is in need of cyber liability insurance coverage for the period October 1, 2020 through October 1, 2021; and

WHEREAS, Arthur J. Gallagher Risk Management Services, Inc. has secured quotes on the City's behalf for cyber liability insurance for the period October 1, 2020 through October 1, 2021; and,

WHEREAS, ACE American Insurance Company has submitted a quote to supply cyber liability insurance in the amount of $55,810.00.00.

BE IT THEREFORE RESOLVED BY THE CITY COUNCIL OF THE CITY OF DECATUR, ILLINOIS:

Section 1. That the quote of ACE American Insurance Company to supply cyber liability insurance in the amount of $55,810.00 to the City of Decatur be, and the same is hereby, accepted and approved.

Section 2. That the City Manager be, and is hereby authorized to direct Risk Management to execute the Client Authorization to Bind Coverage with Arthur J. Gallagher Risk Management Services for the afore-mentioned service in accordance with the quotes as submitted by said companies.

PRESENTED AND ADOPTED this 21st day of September, 2020.

_____
Julie Moore Wolfe, Mayor

ATTEST:

_____
Angela Harper
Deputy City Clerk

SUBJECT: Resolution Authorizing Excess Workers Compensation Insurance Coverage for the City of Decatur, Illinois for the Policy Period October 1, 2020 to October 1, 2021

ATTACHMENTS:

Description	Type
Resolution IPRF	Cover Memo

RESOLUTION NO. R2020 - _____

RESOLUTION AUTHORIZING EXCESS WORKERS COMPENSATION INSURANCE COVERAGE FOR THE CITY OF DECATUR, ILLINOIS FOR THE POLICY PERIOD OCTOBER 1, 2020 TO OCTOBER 1, 2021

WHEREAS, the City of Decatur current business insurance coverage shall expire October 1, 2020, and,

WHEREAS, the City of Decatur is in need of excess workers compensation insurance coverage for the period October 1, 2020 through October 1, 2021; and

WHEREAS, Arthur J. Gallagher Risk Management Services, Inc. has secured quotes on the City's behalf for excess workers compensation insurance for the period October 1, 2020 through October 1, 2021; and,

WHEREAS, Illinois Public Risk Fund has submitted a quote to supply excess workers compensation insurance in the amount of $146,996.00.00.

BE IT THEREFORE RESOLVED BY THE CITY COUNCIL OF THE CITY OF DECATUR, ILLINOIS:

Section 1. That the quote of Illinois Public Risk Fund to supply excess workers compensation insurance in the amount of $146,996.00 to the City of Decatur be, and the same is hereby, accepted and approved.

Section 2. That the City Manager be, and is hereby authorized to direct Risk Management to execute the Client Authorization to Bind Coverage with Arthur J. Gallagher Risk Management Services for the afore-mentioned service in accordance with the quotes as submitted by said companies.

PRESENTED AND ADOPTED this 21st day of September, 2020.

_____
Julie Moore Wolfe, Mayor

ATTEST:

_____
Angela Harper
Deputy City Clerk

SUBJECT: Resolution Authorizing Excess Liability Insurance Coverage for the City of Decatur, Illinois for the Policy Period October 1, 2020 to October 1, 2021

ATTACHMENTS:

Description	Type
Resolution Evanston	Cover Memo

RESOLUTION NO. R2020 - _____

RESOLUTION AUTHORIZING EXCESS LIABILITY INSURANCE COVERAGE FOR THE CITY OF DECATUR, ILLINOIS FOR THE POLICY PERIOD OCTOBER 1, 2020 TO OCTOBER 1, 2021

WHEREAS, the City of Decatur current business insurance coverage shall expire October 1, 2020, and,

WHEREAS, the City of Decatur is in need of excess liability insurance coverage for the period October 1, 2020 through October 1, 2021; and

WHEREAS, Arthur J. Gallagher Risk Management Services, Inc. has secured quotes on the City's behalf for excess liability insurance for the period October 1, 2020 through October 1, 2021; and,

WHEREAS, Evanston Insurance (Markel Corporation Group) has submitted a quote to supply excess liability insurance in the amount of $76,600.00.00.

BE IT THEREFORE RESOLVED BY THE CITY COUNCIL OF THE CITY OF DECATUR, ILLINOIS:

Section 1. That the quote of Evanston Insurance (Markel Corporation Group) to supply excess liability insurance in the amount of $76,600.00 to the City of Decatur be, and the same is hereby, accepted and approved.

Section 2. That the City Manager be, and is hereby authorized to direct Risk Management to execute the Client Authorization to Bind Coverage with Arthur J. Gallagher Risk Management Services for the afore-mentioned service in accordance with the quotes as submitted by said companies.

PRESENTED AND ADOPTED this 21st day of September, 2020.

_____
Julie Moore Wolfe, Mayor

ATTEST:

_____
Angela Harper
Deputy City Clerk

SUBJECT: Resolution Authorizing Crisis Protection Insurance Coverage for the City of Decatur, Illinois for the Policy Period October 1, 2020 to October 1, 2021

ATTACHMENTS:

Description	Type
Resolution Lloyd's London	Cover Memo

RESOLUTION NO. R2020 - _____

RESOLUTION AUTHORIZING CRISIS PROTECTION INSURANCE COVERAGE FOR THE CITY OF DECATUR, ILLINOIS FOR THE POLICY PERIOD OCTOBER 1, 2020 TO OCTOBER 1, 2021

WHEREAS, the City of Decatur current business insurance coverage shall expire October 1, 2020, and,

WHEREAS, the City of Decatur is in need of crisis protection insurance coverage for the period October 1, 2020 through October 1, 2021; and

WHEREAS, Arthur J. Gallagher Risk Management Services, Inc. has secured quotes on the City's behalf for crisis protection insurance for the period October 1, 2020 through October 1, 2021; and,

WHEREAS, Underwriters at Lloyd's London has submitted a quote to supply crisis protection insurance in the amount of $42,750.00.00.

BE IT THEREFORE RESOLVED BY THE CITY COUNCIL OF THE CITY OF DECATUR, ILLINOIS:

Section 1. That the quote of Underwriters of Lloyd's London to supply crisis protection insurance in the amount of $42,750.00 to the City of Decatur be, and the same is hereby, accepted and approved.

Section 2. That the City Manager be, and is hereby authorized to direct Risk Management to execute the Client Authorization to Bind Coverage with Arthur J. Gallagher Risk Management Services for the afore-mentioned service in accordance with the quotes as submitted by said companies.

PRESENTED AND ADOPTED this 21st day of September, 2020.

_____
Julie Moore Wolfe, Mayor

ATTEST:

_____
Angela Harper
Deputy City Clerk

Police Department

DATE: 9/11/2020

MEMO: 20-11

TO: The Honorable Mayor Julie Moore Wolfe
City Council Members

FROM: Scot Wrighton, City Manager
James E. Getz Jr., Chief of Police

SUBJECT:
The purpose of this memorandum is to request approval by resolution of a change order to Council Resolution 19-194; payment to CDS Office Technologies for the Police BWC project.

SUMMARY RECOMMENDATION:
It is the recommendation of staff that Council approve a change order to Council Resolution 19-194; payment to CDS Office Technologies for the Police BWC project.

BACKGROUND:
In 2019, the City Council approved the purchase of body worn cameras, high definition in-car camera systems and associated equipment for the police department. Due to unexpected circumstances, the project involves additional equipment that was not previously quoted and considered by the Council.

The additional needs for the project include:

1. Additional remote wireless microphone transmitters that communicate the audio of the officers and citizens back to the in-car camera systems. Each camera unit purchased came with 1 wireless transmitter, but due to police department arrangements, each in-car camera system needs 2 wireless microphone units.
2. Redaction software to process the anticipated number of increased FOIA requests properly and efficiently because of the body worn camera deployment.
3. A computer work station/server capable of properly facilitating the redaction software.
4. Consulting from the vendor (Panasonic) to properly set up and establish the redaction software and work station.

These additional needs will increase the amount payable to CDS Office Technologies by $12,061.00. The previously approved resolution was approved for $309,220.00. With this change order, the new total cost payable to CDS amounts to $321,281.00.

The increased amount for the redaction software, work station and consulting added $5,954.00 to the total cost.

The increased amount for the additional wireless transmitters added $6,107.00 to the total cost.

PRIOR COUNCIL ACTION:
None for this change order request. Prior Council action approved for the expenses of the BWC project under resolution 19-194.

POTENTIAL OBJECTIONS: No objections are anticipated.

INPUT FROM OTHER SOURCES: N/A

STAFF REFERENCE: James E. Getz Jr., Chief of Police, 474-2745, jgetzjr@decaturil.gov and Bradley D. Allen, Police Lieutenant, 424-2740, ballen@decaturil.gov

BUDGET/TIME IMPLICATIONS: The costs for this additional expense exceeds the amount previously budgeted for and approved by Council. Funding for the entire project, including this amount in the change order, is being financed by City Finance.

COPY: N/A

ATTACHMENTS:

Description	Type
Resolution	Resolution Letter
Council Memo	Cover Memo
Staff Report	Backup Material
Exhibit A	Backup Material

RESOLUTION NO. R2020-_____

RESOLUTION AUTHORIZING CHANGE ORDER TO COUNCIL RESOLUTION 19-194; PAYMENT TO CDS OFFICE TECHNOLOGIES FOR POLICE BODY WORN CAMERA PROJECT

BE IT RESOLVED BY THE CITY COUNCIL OF THE CITY OF DECATUR, ILLINOIS:

Section 1. That the previously approved amount payable to CDS Office Technologies for the Police Department body worn camera project be increased by an amount of $12,061.00 for a new total of $321,281.00.

Section 2. That the City Manager or his designee be, and they are hereby, authorized and directed to execute said Purchase Order on behalf of the City of Decatur to CDS Office Technologies in an amount not to exceed $321,281.00.

PRESENTED, PASSED, APPROVED, AND RECORDED this 21st day of September 2020.

_____
JULIE MOORE WOLFE, MAYOR

ATTEST:

_____
ANGELA HARPER, DEPUTY CITY CLERK

DATE: 09/11/2020

MEMO: 20-11

TO: The Honorable Mayor Julie Moore Wolfe
City Council Members

FROM: Scot Wrighton, City Manager
James E. Getz Jr., Chief of Police

SUBJECT: The purpose of this memorandum is to request approval by resolution a change order to Council Resolution 19-194; payment to CDS Office Technologies for the Police BWC project.

SUMMARY RECOMMENDATION: In 2019, the City Council approved the purchase of body worn cameras, high definition in-car camera systems and associated equipment for the police department. Due to unexpected circumstances, the project involves additional equipment that was not previously quoted and considered by the Council.

The additional needs for the project include:

1. Additional remote wireless microphone transmitters that communicate the audio of the officers and citizens back to the in-car camera systems. Each camera unit purchased came with 1 wireless transmitter, but due to police department arrangements, each in-car camera system needs 2 wireless microphone units.
2. Redaction software to process the anticipated number of increased FOIA requests properly and efficiently because of the body worn camera deployment.
3. A computer work station/server capable of properly facilitating the redaction software.
4. Consulting from the vendor (Panasonic) to properly set up and establish the redaction software and work station.

These additional needs will increase the amount payable to CDS Office Technologies by $12,061.00. The previously approved resolution was approved for $309,220.00. With this change order, the new total cost payable to CDS amounts to $321,281.00.

The increased amount for the redaction software, work station and consulting added $5,954.00 to the total cost.

The increased amount for the additional wireless transmitters added $6,107.00 to the total cost.

PRIOR COUNCIL ACTION: None for this change order request. Prior Council action approved for the expenses of the BWC project under resolution 19-194.

POTENTIAL OBJECTIONS: No objections are anticipated.

STAFF REFERENCE: James E. Getz Jr., Chief of Police, 474-2745, jgetzjr@decaturil.gov and Bradley D. Allen, Police Lieutenant, 424-2740, ballen@decaturil.gov

BUDGET/TIME IMPLICATIONS: The costs for this additional expense exceeds the amount previously budgeted for and approved by Council. Funding for the entire project, including this amount in the change order, is being financed by City Finance.

ATTACHMENTS:
Exhibit A: CDS invoices/quotes

STAFF REPORT

To:	Mayor Julie Moore Wolfe City Council Members City Manager Scot Wrighton
From:	Lt. Brad Allen
Subject:	Council Resolution – change order for police BWC project

BRIEFING ITEM

RECOMMENDED ACTION:

Approve by resolution a change order to Council Resolution 19-194; payment to CDS Office Technologies for the Police BWC project.

BACKGROUND:

In 2019, the City Council approved the purchase of body worn cameras, high definition in-car camera systems and associated equipment for the police department. Due to unexpected circumstances, the project involves additional equipment that was not previously quoted and considered by the Council.

The additional needs for the project include:

1. Additional remote wireless microphone transmitters that communicate the audio of the officers and citizens back to the in-car camera systems. Each camera unit purchased came with 1 wireless transmitter, but due to police department arrangements, each in-car camera system needs 2 wireless microphone units.
2. Redaction software to process the anticipated number of increased FOIA requests properly and efficiently because of the body worn camera deployment.
3. A computer work station/server capable of properly facilitating the redaction software.
4. Consulting from the vendor (Panasonic) to properly set up and establish the redaction software and work station.

These additional needs will increase the amount payable to CDS Office Technologies by $12,061.00. The previously approved resolution was approved for $309,220.00. With this change order, the new total cost payable to CDS amounts to $321,281.00.

The increased amount for the redaction software, work station and consulting added $5,954.00 to the total cost.

The increased amount for the additional wireless transmitters added $6,107.00 to the total cost.

EXHIBITS:

Exhibit A: CDS invoices/quotes

CDS OFFICE TECHNOLOGIES
612 S. Dirksen Parkway
Springfield, IL 62703

INVOICE

Invoice No: INV1317178
Date: 7/9/20
Account No: 27871

Bill To: DECATUR POLICE DEPARTMENT
333 S FRANKLIN ST
DECATUR, IL 62523
USA

Ship To: DECATUR POLICE DEPARTMENT
Attn: Brad Allen
707 South Side Drive
Decatur, IL 62526
United States

Sales Person	Ordered By	P.O. Number	Ship Method	Payment Terms	Date Required
RONALD CLARK		56826	UPS Regular Ground	Net 30	8/8/20

Remarks

CNET

Item No	Description	Serial No	Order	Canceled	UM	Price	Disc	Amount
ARB-BWC3MAINKIT	BODY WORN CAMERA MAIN	SDA00081	122.00	0.00	EA	$779.00	0.00%	$95,038.00
		SDA00082						
		SDA00083						
		SDA00084						
		SDA00129						
		SDA00130						
		SDA00131						
		SDA00132						
		SDA00149						
		SDA00150						
		SDA00151						
		SDA00152						
		SEA00013						
		SEA00014						
		SEA00015						
		SEA00016						
		SEA00017						
		SEA00018						
		SEA00019						
		SEA00020						
		SEA00025						
		SEA00026						
		SEA00027						
		SEA00028						
		SEA00038						
		SEA00039						
		SEA00081						
		SEA00082						
		SEA00083						
		SEA00084						
		SEA00113						
		SEA00114						
		SEA00115						
		SEA00116						
		SEA00153						
		SEA00154						
		SEA00169						
		SEA00170						

Remit to: PO Box 3566 Springfield, IL 62708

CDS OFFICE TECHNOLOGIES
612 S. Dirksen Parkway
Springfield, IL 62703

INVOICE

Invoice No: INV1318113
Date: 7/9/20
Account No: 27871

Bill To: DECATUR POLICE DEPARTMENT
333 S FRANKLIN ST
DECATUR, IL 62523
USA

Ship To: DECATUR POLICE DEPARTMENT
Attn: Brad Allen
707 South Side Drive
Decatur, IL 62526
United States

Item No	Description	Serial No	Order	Canceled	UM	Price	Disc	Amount
		SEA00171						
		SEA00172						
		SEA00185						
		SEA00186						
		SEA00187						
		SEA00188						
		SEA00209						
		SEA00210						
		SEA00211						
		SEA00212						
		SEA00213						
		SEA00214						
		SEA00215						
		SEA00216						
		SEA00245						
		SEA00246						
		SEA00247						
		SEA00248						
		SEA00385						
		SEA00387						
		SEA00388						
		SEA00417						
		SEA00418						
		SEA00419						
		SEA00420						
		SFA00013						
		SFA00015						
		SFA00016						
		TBA00089						
		TBA00090						
		TBA00091						
		TBA00092						
		TBA00137						
		TBA00138						
		TBA00139						
		TBA00141						
		TBA00142						
		TBA00143						
		TBA00144						
		TBA00155						
		TBA00174						
		TBA00175						
		TBA00176						
		TBA00257						

Remit to: PO Box 3566 Springfield, IL 62708

CDS OFFICE TECHNOLOGIES
612 S. Dirksen Parkway
Springfield, IL 62703

INVOICE

Invoice No: INV1318113
Date: 7/9/20
Account No: 27871

Bill To: DECATUR POLICE DEPARTMENT
333 S FRANKLIN ST
DECATUR, IL 62523
USA

Ship To: DECATUR POLICE DEPARTMENT
Attn: Brad Allen
707 South Side Drive
Decatur, IL 62526
United States

Item No	Description	Serial No	Order	Canceled	UM	Price	Disc	Amount
		TBA00258						
		TBA00259						
		TBA00260						
		TBA00289						
		TBA00290						
		TBA00291						
		TBA00292						
		TBA00297						
		TBA00298						
		TBA00299						
		TBA00300						
		TBA00305						
		TBA00306						
		TBA00307						
		TBA00308						
		TBA00317						
		TBA00318						
		TBA00319						
		TBA00320						
		TBA00369						
		TBA00370						
		TBA00371						
		TBA00372						
		TBA00385						
		TBA00386						
		TBA00387						
		TBA00388						
		TBA00389						
		TBA00390						
		TBA00391						
		TBA00392						
		TBA00397						
		TBA00398						
		TBA00399						
		TBA00400						
		TBA00449						
		TBA00450						
		TBA00451						
		TBA00452						
		TBA00454						
ZBLOCKCNET	IT Services - BOT Certified Server Software Installation and Configuration, In Vehicle Software Installation and Configuration, Wireless Network Configuration and Testing, Administrator Training		45.00	0.00	EA	$100.00	0.00%	$4,500.00

Remit to: PO Box 3566 Springfield, IL 62708

CDS OFFICE TECHNOLOGIES
612 S. Dirksen Parkway
Springfield, IL 62703

INVOICE

Invoice No: INV1318113
Date: 7/9/20
Account No: 27871

Bill To: DECATUR POLICE DEPARTMENT
333 S FRANKLIN ST
DECATUR, IL 62523
USA

Ship To: DECATUR POLICE DEPARTMENT
Attn: Brad Allen
707 South Side Drive
Decatur, IL 62526
United States

Item No	Description	Serial No	Order	Canceled	UM	Price	Disc	Amount
ARB-BWC3TETHER 11	BWC MK3 TETHER WITH VELCRO ATTACHMENT		122.00	0.00	EA	$0.00	0.00%	$0.00
ARB-BWC3MAINKIT	BODY WORN CAMERA MAIN	TBA00456 TBA00473 TBA00474	3.00	0.00	EA	$0.00	0.00%	$0.00
ARB-BWC3TETHER 11	BWC MK3 TETHER WITH VELCRO ATTACHMENT		3.00	0.00	EA	$0.00	0.00%	$0.00
ARB-SOFBWC3OPB UN3	BODY WORN, UEMS1, ON PREM STORAGE BUNDLE PER DEVICE 3 YEAR (INCLUDES DEVICE LICE		125.00	0.00	EA	$176.00	0.00%	$22,000.00
ARB-BWC3-8BAY	MK3 BWC 8 BAY DOCK (NO NETWORK OR USB CABLES). POWER SUPPLY INCLUDED		13.00	0.00	EA	$1337.00	0.00%	$17,381.00
ARB-USB8FT	USB 3.0 A-B MALE/MALE MOLDED CABLE FOR 8-BAY CHARGER		1.00	0.00	EA	$11.00	0.00%	$11.00
ARB-BWC3MNT-KIT	KF BWC KIT INCLUDING POCKET CLAMP, MOLLE		115.00	0.00	EA	$119.00	0.00%	$13,685.00
ARB-SOFCONSULT	ONE DAY OF CONSULTING		1.00	0.00	EA	$2361.00	0.00%	$2,361.00

Terms: Thank you for your business! Please make all checks payable to CDS Office Technologies. Invoice is due 30 days from invoice date. A 1.5% per month finance charge may apply to any past due balances.

Subtotal	$154,976.00
Discount	$0.00
Freight	$0.00
Sales Tax	$0.00
Invoice Total	$154,976.00

Remit to: PO Box 3566 Springfield, IL 62708

CDS OFFICE TECHNOLOGIES
612 S. Dirksen Parkway
Springfield, IL 62703

INVOICE

Invoice No: INV1313448
Date: 6/10/2020
Account No: 27871

Bill To: DECATUR POLICE DEPARTMENT
Attn: Accounts Payable
#1 Gary K Anderson Plaza
Decatur, IL 62523
USA

Ship To: DECATUR POLICE DEPARTMENT
Attn: Brad Allen
707 South Side Drive
Decatur, IL 62526
United States

Sales Order No	P. O. Number	Ship Method	Payment Terms	Payment Due
485096	56814	UPS REG GROUND	Net 30	7/10/2020

Remarks	Sales Person
CNET	RONALD CLARK

Item No	Description	Serial No	Order	Ship	BkO	UM	Price	Disc	Amount
ARB-KIT-HDVC35	ARBITRATOR MK3, AS1 COMPATIBLE VC-35	SLA00006	1.0	1.0	0.0	EA	$3,844.00		$3,844.00
ARB-KIT-HDVC35	ARBITRATOR MK3, AS1 COMPATIBLE VC-35	TAA00061	1.0	1.0	0.0	EA	$3,844.00		$3,844.00
ARB-KIT-HDVC35	ARBITRATOR MK3, AS1 COMPATIBLE VC-35	TAA00210	1.0	1.0	0.0	EA	$3,844.00		$3,844.00
ARB-KIT-HDVC35	ARBITRATOR MK3, AS1 COMPATIBLE VC-35	TAA00311	1.0	1.0	0.0	EA	$3,844.00		$3,844.00
ARB-KIT-HDVC35	ARBITRATOR MK3, AS1 COMPATIBLE VC-35	TDA00024	1.0	1.0	0.0	EA	$3,844.00		$3,844.00
ARB-KIT-HDVC35	ARBITRATOR MK3, AS1 COMPATIBLE VC-35	TDA00085	1.0	1.0	0.0	EA	$3,844.00		$3,844.00
ARB-KIT-HDVC35	ARBITRATOR MK3, AS1 COMPATIBLE VC-35	TDA00148	1.0	1.0	0.0	EA	$3,844.00		$3,844.00
ARB-KIT-HDVC35	ARBITRATOR MK3, AS1 COMPATIBLE VC-35	TDA00150	1.0	1.0	0.0	EA	$3,844.00		$3,844.00
ARB-KIT-HDVC35	ARBITRATOR MK3, AS1 COMPATIBLE VC-35	TDA00193	1.0	1.0	0.0	EA	$3,844.00		$3,844.00
ARB-KIT-HDVC35	ARBITRATOR MK3, AS1 COMPATIBLE VC-35	TDC00103	1.0	1.0	0.0	EA	$3,844.00		$3,844.00
ARB-KIT-HDVC35	ARBITRATOR MK3, AS1 COMPATIBLE VC-35	TEA00006	1.0	1.0	0.0	EA	$3,844.00		$3,844.00
ARB-KIT-HDVC35	ARBITRATOR MK3, AS1 COMPATIBLE VC-35	TEA00017	1.0	1.0	0.0	EA	$3,844.00		$3,844.00
ARB-KIT-HDVC35	ARBITRATOR MK3, AS1 COMPATIBLE VC-35	TEA00034	1.0	1.0	0.0	EA	$3,844.00		$3,844.00
ARB-KIT-HDVC35	ARBITRATOR MK3, AS1 COMPATIBLE VC-35	TEA00037	1.0	1.0	0.0	EA	$3,844.00		$3,844.00
ARB-KIT-HDVC35	ARBITRATOR MK3, AS1 COMPATIBLE VC-35	TEA00044	1.0	1.0	0.0	EA	$3,844.00		$3,844.00
ARB-KIT-HDVC35	ARBITRATOR MK3, AS1 COMPATIBLE VC-35	TEA00066	1.0	1.0	0.0	EA	$3,844.00		$3,844.00
ARB-KIT-HDVC35	ARBITRATOR MK3, AS1 COMPATIBLE VC-35	TEA00070	1.0	1.0	0.0	EA	$3,844.00		$3,844.00
ARB-KIT-HDVC35	ARBITRATOR MK3, AS1 COMPATIBLE VC-35	TEA00072	1.0	1.0	0.0	EA	$3,844.00		$3,844.00
ARB-KIT-HDVC35	ARBITRATOR MK3, AS1 COMPATIBLE VC-35	TEA00076	1.0	1.0	0.0	EA	$3,844.00		$3,844.00
ARB-KIT-HDVC35	ARBITRATOR MK3, AS1 COMPATIBLE VC-35	TEA00086	1.0	1.0	0.0	EA	$3,844.00		$3,844.00
ARB-KIT-HDVC35	ARBITRATOR MK3, AS1 COMPATIBLE VC-35	TEA00162	1.0	1.0	0.0	EA	$3,844.00		$3,844.00

Remit to: PO Box 3566 Springfield, IL 62708 (800-367-1508)

CDS OFFICE TECHNOLOGIES
612 S. Dirksen Parkway
Springfield, IL 62703

INVOICE

Invoice No: INV1313448
Date: 6/10/2020
Account No: 27871

Bill To: DECATUR POLICE DEPARTMENT
Attn: Accounts Payable
#1 Gary K Anderson Plaza
Decatur, IL 62523
USA

Ship To: DECATUR POLICE DEPARTMENT
Attn: Brad Allen
707 South Side Drive
Decatur, IL 62526
United States

Sales Order No	P. O. Number	Ship Method	Payment Terms	Payment Due
485096	56814	UPS REG GROUND	Net 30	7/10/2020

Remarks	Sales Person
CNET	RONALD CLARK

Item No	Description	Serial No	Order	Ship	BkO	UM	Price	Disc	Amount
ARB-KIT-HDVC35	ARBITRATOR MK3, AS1 COMPATIBLE VC-35	TEA00173	1.0	1.0	0.0	EA	$3,844.00		$3,844.00
ARB-KIT-HDVC35	ARBITRATOR MK3, AS1 COMPATIBLE VC-35	TEA00177	1.0	1.0	0.0	EA	$3,844.00		$3,844.00
ARB-KIT-HDVC35	ARBITRATOR MK3, AS1 COMPATIBLE VC-35	TEA00180	1.0	1.0	0.0	EA	$3,844.00		$3,844.00
ARB-M90	ARBITRATOR 900 MHZ WIRELESS MICROPHONE FULL KIT		24.0	24.0	0.0	EA	$494.00		$11,856.00
ARB-WV-VC31-C	BACK SEAT CAMERA INCLUDES CABLE		24.0	24.0	0.0	EA	$373.00		$8,952.00
ARB-APWWQS22-RP-BL	Arbitrator WiFi Antenna Black - SMA Connectors - Threaded bolt mount		24.0	24.0	0.0	EA	$130.00		$3,120.00
TGS-3DP	Arbitrator G-Force Sensor 5 axis sensor for Panasonic Arbitrator triggering - includes cables		24.0	24.0	0.0	EA	$231.00		$5,544.00
ARB-SOFICVOPBUN3	ARBITRATOR IN-CAR VIDEO, UEMS1, ON PREM STORAGE BUNDLE PER DEVICE YEAR 1,2 & 3(INCLUDES DEV		24.0	24.0	0.0	EA	$121.00		$2,904.00

Terms: Thank you for your business! Please make all checks payable to CDS Office Technologies. Invoice is due 30 days from invoice date. A 1.5% per month finance charge may apply to any past due balances.

Subtotal	$124,632.00
Discount	$0.00
Freight	$0.00
Sales Tax	$0.00
Invoice Total	$124,632.00
Balance Due	$124,632.00

Remit to: PO Box 3566 Springfield, IL 62708 (800-367-1508)

CDS OFFICE TECHNOLOGIES
612 S. Dirksen Parkway
Springfield, IL 62703

INVOICE

Invoice No: INV1318112
Date: 7/9/2020
Account No: 27871

Bill To: DECATUR POLICE DEPARTMENT
333 S FRANKLIN ST
DECATUR, IL 62523
USA

Ship To: DECATUR POLICE DEPARTMENT
Attn: Brad Allen
707 South Side Drive
Decatur, IL 62526
United States

Sales Order No	P. O. Number	Ship Method	Payment Terms	Payment Due
485097	56815	UPS REG GROUND	Net 30	8/8/2020

Remarks	Sales Person
CNET	RONALD CLARK

Item No	Description	Serial No	Order	Ship	BkO	UM	Price	Disc	Amount
ARB-BWC3CTB	COMMON TRIGGER BOX (CTB) WITH POWER CABLE. (NO ANTENNA)		31.0	31.0	0.0	EA	$249.00		$7,719.00
ARB-BWC3PAIRDCK-A	NEW BWC MK3 IN-VEHICLE PAIRING DOCK W/WIRING HARNESS/MOUNTING BRAC		31.0	31.0	0.0	EA	$206.00		$6,386.00
ARB-BWCBLANT-BLB	LOW PROFILE BLADE TYPE ANTENNA.		31.0	31.0	0.0	EA	$80.00		$2,480.00

Terms: Thank you for your business! Please make all checks payable to CDS Office Technologies. Invoice is due 30 days from invoice date. A 1.5% per month finance charge may apply to any past due balances.

Subtotal	$16,585.00
Discount	$0.00
Freight	$0.00
Sales Tax	$0.00
Invoice Total	$16,585.00
Balance Due	$16,585.00

Remit to: PO Box 3566 Springfield, IL 62708 (800-367-1508)

CDS OFFICE TECHNOLOGIES
612 S. Dirksen Parkway
Springfield, IL 62703

INVOICE

Invoice No: INV1322710
Date: 8/3/2020
Account No: 27871

Bill To: DECATUR POLICE DEPARTMENT
333 S FRANKLIN ST
DECATUR, IL 62523
USA

Ship To: DECATUR POLICE DEPARTMENT
Attn: Brad Allen
333 S FRANKLIN ST
DECATUR, IL 62523
United States

Sales Order No	P. O. Number	Ship Method	Payment Terms	Payment Due
486671	BA7920	UPS REG GROUND	Net 30	9/2/2020

Remarks	Sales Person
CNET	RONALD CLARK

Item No	Description	Serial No	Order	Ship	BkO	UM	Price	Disc	Amount
ARB-M90	900 MHZ WIRELESS MICROPHONE FULL KIT		4.0	4.0	0.0	EA	$494.00		$1,976.00
ARB-M90-P	900 MHZ WIRELESS MICROPHONE PARTIAL		46.0	46.0	0.0	EA	$373.00		$17,158.00

Terms: Thank you for your business! Please make all checks payable to CDS Office Technologies. Invoice is due 30 days from invoice date. A 1.5% per month finance charge may apply to any past due balances.

Subtotal	$19,134.00
Discount	$0.00
Freight	$0.00
Sales Tax	$0.00
Invoice Total	$19,134.00
Balance Due	$19,134.00

Remit to: PO Box 3566 Springfield, IL 62708

CDS Office Technologies
612 South Dirksen Parkway
Springfield, Illinois 62703
United States
(P) 217-553-0726

Quotation (Open)

Date
Sep 03, 2020 02:14 AM CDT

Modified Date
Sep 03, 2020 02:30 AM CDT

Doc #
487405 - rev 1 of 1

Description
DPD Redaction Software Quote

SalesRep
Clark, Ronald
(P) 217-553-0726

Customer Contact
Allen, Brad
(P) 217-424-2721
ballen@decaturil.gov

Customer
DECATUR POLICE
DEPARTMENT (27871)
Allen, Brad
333 S FRANKLIN ST
DECATUR, IL 62523
United States
(P) 217-424-2768

Bill To
CITY OF DECATUR
Accounts, Payable
#1 Gary K. Anderson Plaza
Decatur, IL 62523
United States
(P) 217-450-2228
accountspayable@decaturil.gov

Ship To
DECATUR POLICE
DEPARTMENT
Allen, Brad
707 South Side Drive
Decatur, IL 62526
United States
(P) 217-424-2721
ballen@decaturil.gov

Customer PO:	**Terms:**	**Ship Via:**
	Undefined	Best Way
Special Instructions: DROP SHIP ALL PRODUCT .... EMAIL LICENSING INFORMATION TO: ballen@decaturil.gov (Brad Allen)		**Carrier Account #:**

#	Description	Part #	Qty	Unit Price	Total
	Redaction Module				
1	Panasonic Arbitrator - Redaction Module for UEMS (on premise) Single seat, Annual Renewal Required Note: - Requires graphics workstation: Win10, i7/i9 processor, 32GB RAM, 512GB SSD, NVIDIA RTX discreet graphics card, or better (separately)	ARB-SOFREDACT1Y	1	$2,325.00	$2,325.00
2	Panasonic - Software Consulting and Integration Services for Redaction	ARB-SOFCONSULHALF	1	$1,200.00	$1,200.00
	Redaction Workstation Option				
3	Lenovo Legion T730-28ICO 90JF Tower - Core i9 9900K / 3.6 GHz - RAM 32 GB - SSD 1 TB - TCG Opal Encryption 2, NVMe - DVD-Writer - GF RTX 2070 - GigE - WLAN: 802.11ac, Bluetooth 4.1 - Win 10 Pro 64-bit - monitor: none - keyboard: US	90JF00AXUS	1	$2,429.00	$2,429.00

Subtotal:	**$5,954.00**
Tax (0.000%):	$0.00
Shipping:	$0.00
Total:	**$5,954.00**

CDS Office Technologies disclaims any responsibility for product information and products described on this site. Some product information may be confusing without additional explanation. All product information, including prices, features, and availability, is subject to change without notice. Applicable taxes & shipping may be added to the final order. All returns must be accompanied by original invoice and authorized RMA number within 30 days of invoice date and are subject to a 15% restocking fee. Due to manufacturer's restrictions, Panasonic items are not eligible for return. Late fees may apply to payments past 30 days from invoice date. Please contact your sales representative if you have any questions.

Information Technology

DATE: 9/21/2020

MEMO: 2020-08

TO: Honorable Mayor and City Council Members

FROM: James Edwards, Director, Information Technology

SUBJECT:
Purchase of Tyler Technologies Citizen Self Service Module for MUNIS

SUMMARY RECOMMENDATION: Staff recommends City Council approve the attached resolution, authorizing the City Manager to purchase the Tyler Technologies Citizen Service Module for MUNIS. Attached quote totaling $23,290 will be paid by the State of Illinois Coronavirus Urgent Remediation Emergency (CURE) Support program.

BACKGROUND:
Due to the current COVID-19 Pandemic, the City Information Technology (IT) Department is identifying solutions to provide Citizens more on-line access and support for City of Decatur transactions in an effort to reduce the need to leave their homes and businesses to conduct business with the City. Staff is recommending this purchase to expand the city's ERP system capabilities with a Tyler software module called Citizen Self Service (CSS) which provides web-based Citizen access to municipal services and information. Citizens who use CSS can view or pay various bills and invoices online. Settings within the module determines which CSS areas a Citizen can navigate.
The city currently uses the following MUNIS modules which can be accessed via CSS: Business Licensing, General Billing, and Utility Billing. To bring immediate value to this module, City staff will implement CSS for Utility Billing first. CSS provides Citizens with utility account and billing information by account number, address, owner name, parcel ID or customer ID. With the appropriate account settings, Citizens can also manage and pay bills online. The purchase of this module is intended to reduce 300+ daily telephone calls and 100+ daily billing window visits handled by the Utility Customer Service division.
The CSS manage bills page displays all outstanding bills for an account, and it provides options for viewing specific bill details, viewing past bills, or paying outstanding bills. This page also displays details for an individual bill and includes information such as bill number, billing and due dates and a description of the charges.
Citizens can also link accounts to a user or customer ID to manage multiple accounts. This feature will be valuable to landlords and large industrial customers with multiple Utility Billing accounts.
The Business Licenses module provides the ability to apply for licenses online and allows lookup of details for business accounts and processes payments of outstanding bills.

Business Licensing is used for liquor licenses, boat permits, pier permits, duck blinds, video gaming licenses, second-hand stores, mobile home park, and various other miscellaneous licenses.
One of the features of CSS that will be implemented shortly after the next MUNIS application upgrade scheduled for May, 2021 is the ability for businesses to auto submit self-reported municipal taxes such as Food & Beverage, Hotel/Motel and Local Motor Fuel. Currently the submission of these taxes require businesses to download a fillable .pdf form from the city's website, complete the form, and submit it with proper payment via mail or in-person at the 2nd floor cashier window at the Civic Center. Once payments are received, they are processed in MUNIS to update the general ledger and then manually entered into a City developed application. CSS will automate most of this current process.
IT negotiated a 50% discount on the initial purchase cost of this software and a 100% discount for the software's first year maintenance. The attached quote also includes 56 hours of implementation costs for Tyler Technologies to install and configure the CSS application. Beyond the first year, there will be an on-going annual maintenance cost of $3,950 plus an approximate 4% annual increase that will be included in future IT budgets.

PRIOR COUNCIL ACTION: Council approved the purchase of the MUNIS product from Tyler Technologies in 2003 and has annually approved the maintenance for this product. The purchase of this module will enhance our ERP system already in place.

POTENTIAL OBJECTIONS: As directed by City Council over a year ago, the IT Department has been evaluating replacement opportunities for the Tyler MUNIS system and City Council may question why we are still investing in a solution we are evaluating replacing. It's been determined that in the near term, working with their existing offerings to flatten our IT environment by replacing old legacy applications, and working with Tyler to reduce the overall cost of their solution is our best short term strategy at this time. Collapsing the multiple older applications into a common database needs to be done anyway. For this use case, the CURE funding makes this purchase possible for the City of Decatur where funding was not available before.

INPUT FROM OTHER SOURCES: Other Tyler Customers currently utilizing the CSS product provided use cases on how they are utilizing CSS.

STAFF REFERENCE: James Edwards, Director, Information Technology (450-2236) and Gregg Zientara, Director of Finance

BUDGET/TIME IMPLICATIONS: This purchase was not included in the 2020 annual budget approved by council in December 2019. Staff anticipates that the entire $23,290 purchase and implementation costs will be fully reimbursed by the State of Illinois CURE Support program under the "Telework: category.

ATTACHMENTS:

Description	Type
Resolution	Resolution Letter

RESOLUTION NO. R_____

RESOLUTION AUTHORIZING PURCHASE OF
TYLER TECHNOLOGIES, INC. CITIZEN SELF SERVICE MODULE

BE IT RESOLVED, BY THE CITY COUNCIL OF THE CITY OF DECATUR, ILLINOIS:

Section 1. That the quote presented to the Council herewith from Tyler Technologies, Inc. for the purchase of the Citizen Self Service module, be, and the same is hereby, received, placed on file and approved.

Section 2. That the City Manager or his designee be, and he is hereby, authorized and directed to make payment to Tyler Technologies in an amount not to exceed $23,290.00 on behalf of the City of Decatur for purchase of the Tyler Citizen Self Service module.

PRESENTED AND ADOPTED this 21st day of September 2020.

_____
JULIE MOORE WOLFE, MAYOR

ATTEST:

_____
ANGELA HARPER, DEPUTY CITY CLERK

Quoted By:	Joe Parent
Date:	4/23/2020
Quote Expiration:	10/16/2020
Quote Name:	City of Decatur ERP Munis Citizen Self Service
Quote Number:	2019-97476-2
Quote Description:	City of Decatur ERP Munis Citizen Self Service

Sales Quotation For

James Edwards
City of Decatur
1 Gary K Anderson Plz
Decatur, IL 62523-1196
Phone +1 (217) 424-2700
Email: jedwards@decaturil.gov

Tyler Software and Related Services

Description	License	Impl. Hours	Impl. Cost	Data Conversion	Module Total	Year One Maintenance
Productivity:						
Citizen Self Service	$22,000.00	56	$9,800.00	$0.00	$31,800.00	$3,960.00
Additional:						
Tyler System Management Services Contract	$0.00	0	$0.00	$0.00	$0.00	$990.00
Sub-Total:	$22,000.00		$9,800.00	$0.00	$31,800.00	$4,950.00
Less Discount:	*$11,000.00*		*$0.00*	*$0.00*	*$11,000.00*	*$3,960.00*
TOTAL:	**$11,000.00**	**56**	**$9,800.00**	**$0.00**	**$20,800.00**	**$990.00**

Other Services

Description	Quantity	Unit Price	Unit Discount	Extended Price
Self-Service Installation Fee - Client Hosted (Existing Customers)	1	$1,500.00	$0.00	$1,500.00
TOTAL:				**$1,500.00**

Summary	**One Time Fees**	**Recurring Fees**
Total Tyler Software	$11,000.00	$990.00
Total Tyler Services	$11,300.00	$0.00

Summary	One Time Fees	Recurring Fees
Total 3rd Party Hardware, Software and Services	$0.00	$0.00
Summary Total	**$22,300.00**	**$990.00**
Contract Total	**$23,290.00**	

Unless otherwise indicated in the contract or amendment thereto, pricing for optional items will be held for six (6) months from the Quote date or the Effective Date of the contract, whichever is later.

Customer Approval: _____ Date: _____

Print Name: _____ P.O. #: _____

All primary values quoted in US Dollars

Tyler Discount Detail

Description	License	License Discount	License Net	Maintenance Basis	Year One Maint Discount	Year One Maint Net
Productivity:						
Citizen Self Service	$22,000.00	$11,000.00	$11,000.00	$3,960.00	$3,960.00	$0.00
Additional:						
Tyler System Management Services Contract	$0.00	$0.00	$0.00	$990.00	$0.00	$990.00
TOTAL:	**$22,000.00**	**$11,000.00**	**$11,000.00**	**$4,950.00**	**$3,960.00**	**$990.00**

Comments

Client agrees that items in this sales quotation are, upon Client's signature or approval of same, hereby added to the existing agreement ("Agreement") between the parties and subject to its terms. Additionally, payment for said items, as applicable but subject to any listed assumptions herein, shall conform to the following terms:

- License fees for Tyler and third party software are invoiced upon the earlier of (i) deliver of the license key or (ii) when Tyler makes such software available for download by the Client;
- Fees for hardware are invoiced upon delivery;
- Fees for year one of hardware maintenance are invoiced upon delivery of the hardware;
- Annual Maintenance and Support fees, SaaS fees, Hosting fees, and Subscription fees are first payable when Tyler makes the software available for download by the Client (for Maintenance) or on the first day of the month following the date this quotation was signed (for SaaS, Hosting, and Subscription), and any such fees are prorated to align with the applicable term under the Agreement, with renewals invoiced annually thereafter in accord with the Agreement.
- Fees for services included in this sales quotation shall be invoiced as indicated below.
  - Implementation and other professional services fees shall be invoiced as delivered.
  - Fixed-fee Business Process Consulting services shall be invoiced 50% upon delivery of the Best Practice Recommendations, by module, and 50% upon delivery of custom desktop procedures, by module.
  - Fixed-fee conversions are invoiced 50% upon initial delivery of the converted data, by conversion option, and 50% upon Client acceptance to load the converted data into Live/Production environment, by conversion option. Where conversions are quoted as estimated, Tyler will invoice Client the actual services delivered on a time and materials basis.
  - Except as otherwise provided, other fixed price services are invoiced upon complete delivery of the service. For the avoidance of doubt, where "Project Planning Services" are provided, payment shall be invoiced upon delivery of the Implementation Planning document. Dedicated Project Management services, if any, will be invoiced monthly in arrears, beginning on the first day of the month immediately following initiation of project planning.
  - If Client has purchased any change management services, those services will be invoiced in accordance with the Agreement.
  - Notwithstanding anything to the contrary stated above, the following payment terms shall apply to services fees specifically for migrations: Tyler will invoice Client 50% of any Migration Fees listed above upon Client approval of the product suite migration schedule. The remaining 50%, by line item, will be billed upon the go-live of the applicable product suite. Tyler will invoice Client for any Project Management Fees listed above upon the go-live of the first product suite. Unless otherwise indicated on this Sales quotation, annual services will be invoiced in advance, for annual terms commencing on the date this sales quotation is signed by the Client. If listed annual service(s) is an addition to the same service presently existing under the Agreement, the first term of the added annual service will be prorated to expire coterminous with the existing annual term for the service, with renewals to occur as indicated in the Agreement.
- Expenses associated with onsite services are invoiced as incurred.

Tyler System Management Services is calculated at 25% of the Munis annual maintenance. There is a $2,500 minimum annual fee.

Tyler recommends the use of a 128-bit SSL Security Certificate for any Internet Web Applications, such as the Munis Web Client and the MUNIS Self Service applications if hosted by the Client. This certificate is required to encrypt the highly sensitive payroll and financial information as it travels across the public internet. There are various vendors who sell SSL Certificates, with all ranges of prices.

Comments

Tyler's quote contains estimates of the amount of services needed, based on our preliminary understanding of the size and scope of your project. The actual amount of services depends on such factors as your level of involvement in the project and the speed of knowledge transfer.

Unless otherwise noted, prices submitted in the quote do not include travel expenses incurred in accordance with Tyler's then-current Business Travel Policy.

Tyler's prices do not include applicable local, city or federal sales, use excise, personal property or other similar taxes or duties, which you are responsible for determining and remitting. Installations are completed remotely, but can be done onsite upon request at an additional cost.

In the event Client cancels services less than two (2) weeks in advance, Client is liable to Tyler for (i) all non-refundable expenses incurred by Tyler on Client's behalf; and (ii) daily fees associated with the cancelled services if Tyler is unable to re-assign its personnel.

Implementation hours are scheduled and delivered in four (4) or eight (8) hour increments.

Tyler provides onsite training for a maximum of 12 people per class. In the event that more than 12 users wish to participate in a training class or more than one occurrence of a class is needed, Tyler will either provide additional days at then-current rates for training or Tyler will utilize a Train-the-Trainer approach whereby the client designated attendees of the initial training can thereafter train the remaining users.

Tyler's pricing is based on the scope of proposed products and services being obtained from Tyler. Should portions of the scope of products or services be removed by the Client, Tyler reserves the right to adjust prices for the remaining scope accordingly.

Development modifications, interfaces and services, where applicable, shall be invoiced to the client in the following manner: 50% of total upon authorized signature to proceed on program specifications and the remaining 50% of total upon delivery of modifications, interface and services.

Tyler System Management Services is calculated at 25% of annual maintenance. The quoted value is in addition to your current Tyler System Management Services and will be subject to an annual increase at our then current pricing.

City Manager

DATE: 9/17/2020

MEMO:

TO: Mayor Moore Wolfe & City Council

FROM: Deputy City Manager Jon Kindseth

SUBJECT: Resolution Authorizing Execution Of A Purchase Order With Complete Coach Works For Installation of Protective Bus Barriers Transit Fleet of Vehicles Not to Exceed $113,723.64

ATTACHMENTS:

Description	Type
Memo For Protective Bus Barriers	Cover Memo
Resolution For Bus Barriers	Resolution Letter
Bus Barrier Proposal	Backup Material

OFFICE OF THE CITY MANAGER

September 21, 2020

TO: Honorable Mayor Julie Moore Wolfe and City Council Members

FROM: Scot Wrighton, City Manager
Jon Kindseth, Deputy City Manager
John Williams, Mass Transit Administrator
Michelle Alexander, Grants and Procurement Manager

SUBJECT: Resolution Authorizing Execution of a Purchase Order with Complete Coach Works for Installation of Protective Bus Barriers for Transit Vehicles.

RECOMMENDATION: Staff recommends acceptance of the bid from Complete Coach Works in the amount of $113,734.64 to purchase and install protective barriers in eighteen (18) of the fixed route buses.

BACKGROUND: In response to the effects that the COVID-19 pandemic has had on transit systems nationwide; the Federal Transit Administration through the CARES Act awarded the City of Decatur funding for operational and capital purchases necessary to deal with the consequences of COVID-19.

Staff met on several occasions to determine how we can best mitigate the risk of customers, operators and staff acquiring the virus. With the drivers being front line essential workers, it was determined that we make it a priority to protect them as much as possible. Therefore, transit staff prepared an Invitation for Bid (IFB) to purchase protective barriers that would be installed around the Operators to provide additional protection. Transit received three bids with Complete Coach Works submitting the lowest bid. CARES Act funding will be utilized for this project.

POTENTIAL OBJECTIONS: Staff is not aware of objections.

INPUT FROM OTHER SOURCES: Information and best practices were gathered through research and communication with other local transit systems.

STAFF REFERENCE: Should the City Council have any questions, they may contact at Jon Kindseth at 450-2323 or jkindseth@decaturil.gov; John Williams at 424-3552 or jwilliams@decaturil.gov; Michelle Alexander at 424-3559 or malexander@decaturil.gov

BUDGET/TIME IMPLICATIONS: Project funded through CARES Act.

RESOLUTION NO. _____

RESOLUTION AUTHORIZING EXECUTION OF A PURCHASE ORDER WITH COMPLETE COACH WORKS FOR INSTALLATION OF PROTECTIVE BUS BARRIERS TRANSIT FLEET OF VEHICLES NOT TO EXCEEED $113,723.64

BE IT RESOLVED BY THE CITY COUNCIL OF THE CITY OF DECATUR, ILLINOIS:

Section 1. That the tabulation of the bids submitted for furnishing the Transit System with protective bus barriers for the transit buses were received and reviewed by staff.

Section 2. That the bid of Complete Coach Works dated September 4th, 2020 be accepted and a purchase order be executed accordingly.

Section 3. That the Purchasing Supervisor of the City of Decatur be, and she is hereby, authorized and directed to execute a purchase order between the City of Decatur, Illinois, and Complete Coach Works for the purchase and installation of eighteen (18) protective bus barriers in Decatur Public Transit System (DPTS) fixed route buses, with all necessary hardware, for a cost not to exceed $113,723.64

PRESENTED AND ADOPTED this 21st day of September 2020.

_____
Julie Moore Wolfe, Mayor

ATTEST:

_____
Angela Harper, Deputy City Clerk

COMPLETE COACH WORKS

Renovation • Parts • Modification

September 4, 2020

Michelle Alexander, Grants and Procurement Manager
City of Decatur, Decatur Public Transit System
555 E Wood St.
Decatur, IL 62523-1325

RE: IFB #DPTS 220-02 Bus Barriers

On behalf of the entire Complete Coach Works team, I am pleased to submit our bid to The City of Decatur for IFB #DPTS 220-02 Bus Barriers project. As the largest rehabilitation, retrofit, and upgrade company in North America, with over 33 years of experience, Complete Coach Works stands uniquely qualified to perform this project.

Complete Coach Works proposes utilizing the Vapor vShield Driver Barrier system for the project. We have supplied pricing and information for (2) Vapor vShield model options for review and approval by The City of Decatur. Additional barrier system information is listed in the "Proposed Driver Barrier System" section of our bid.

During all phases of this proposal and any subsequent procurement that may follow, please direct all communication to the following contact information:

Amber Lindsey, Director of Contracts
Office Phone: 951-684-9585 x133 Cell Phone: 951-212-6123 Fax Number: 951-684-2088
Email: contracts@completecoach.com

We appreciate the opportunity to participate in this project and look forward to your favorable response.

Sincerely,

Dale E. Carson
President

OPTION #1 - WITH BLOWER FAN

City of Decatur Bus Barriers

Please, using the format below, bid your best price, terms, delivery and installation of items described below. Sign your firm name with authorizing signature, and sign the Attachment B: Acknowledgement of Terms, Conditions, and Required Clauses, and all applicable attachments. All bids must be received on or before **4:00 pm (CST) on September 10, 2020**. Sealed bids described herein will be received at the **City Purchasing Division** on the **first floor of the Civic Center, One Gary K. Anderson Plaza, Decatur, IL, 62523**. Requests for approved equals will be considered if the difference is explained using the form, Attachment A: Request for Approved Equals and submitted with bid.

QUANTITY	DESCRIPTION	UNIT OF MEASURE	UNIT PRICE	TOTAL PRICE (Quantity x Unit Price)
18	Heavy Duty Driver protective barrier swing door with lock latch for 30' low-floor, heavy duty diesel Gillig Bus to provide a defensive barrier and safety glass with an unobstructed view for the driver.	EA	$4,877.98	$ 87,803.64
18	Installation.	EA	$ 1,440.00	$ 25,920.00

Estimated Delivery	45 days after NTP

TOTAL PRICE	$ 113,723.64

Authorized Signature

Complete Coach Works

Company Name

9/4/2020

Date

NOTE: Pricing shall be FOB Destination. City will make payment net 30 days of receipt of successful completion of order.

Attachment B: Acknowledgement of Terms, Conditions, and Required Clauses
Return signed form to: Michelle Alexander; malexander@decaturil.gov.

The bidder acknowledges that it has received the City's terms and conditions. The bidder hereby certifies that it will meet the requirements of the following required Clauses:

No Obligation by the Federal Government
Program Fraud and False of Fraudulent Statements or Related Acts
Access to Records and Reports
Changes to Federal Requirements
Termination
Civil Rights Requirements
DBEs
Incorporation of FTA Terms
Debarment and Suspension
Energy Conservation
Recycled Products
Access Requirements for Persons with Disabilities
Prompt Payment
Lobbying

9/4/2020

Signature Date

Complete Coach Works

Company Name

Dale E. Carson, President

Title

Attachment C, Certification Regarding Debarment and Suspension

This contract is a covered transaction for purposes of 49 CFR Part 29. As such, the Proposer is required to verify that none of the Proposer, its principals, as defined at 49 CFR 29.995, or affiliates, as defined at 49 CFR 29.905, are excluded or disqualified as defined at 49 CFR 29.940 and 29.945.

The Proposer is required to comply with 49 CFR 29, Subpart C and must include the requirement to comply with 49 CFR 29, Subpart C in any lower tier covered transaction it enters.

By signing and submitting its proposal, the Proposer certifies as follows:

To the best of its knowledge and belief, that it and its principals are not presently debarred, suspended, proposed for debarment, declared ineligible, or voluntarily excluded from covered transactions by any federal department or agency;

The certification in this clause is a material representation of fact relied upon by the DPTS. If it is later determined that the Proposer knowingly rendered an erroneous certification, in addition to remedies available to the DPTS, the Federal government may pursue available remedies, including but not limited to suspension and/or debarment. The Proposer agrees to comply with the requirements of 49 CFR 29, Subpart C while this offer is valid and throughout the period of any contract that may arise from this offer. The Proposer further agrees to include a provision requiring such compliance in its lower tier covered transactions.

THE PROPOSER, Complete Coach Works, CERTIFIES OR AFFIRMS THE TRUTHFULNESS AND ACCURACY OF THE CONTENTS OF THE STATEMENTS SUBMITTED ON OR WITH THIS CERTIFICATION AND UNDERSTANDS THAT THE PROVISIONS OF 31 U.S.C. SECTIONS 3801 ET SEQ. ARE APPLICABLE THERETO.

Authorized Official: Dale E. Carson, President

Signature: _____

Date: 9/4/2020 DUNS Number: 78-340-4759

Subscribed and sworn to before me this 4th day of September, 2020

Notary Public in and for the State of CA

residing in Riverside.

A notary public or other officer completing this certificate verifies only the identity of the individual who signed the document to which this certificate is attached, and not the truthfulness, accuracy, or validity of that document

State of California, County of Riverside
Subscribed and sworn to (or affirmed) before me on this 4th day of September, 2020 by Dale E. Carson
proved to me on the basis of satisfactory evidence to be the person(s) who appeared before me.

Signature _____ (seal)

AMBER DAWN PICCINONNO
Commission No. 2210452
NOTARY PUBLIC-CALIFORNIA
RIVERSIDE COUNTY
My Comm. Expires AUGUST 18 2021

Attachment D, Addendum Acknowledgement

If applicable, the undersigned acknowledges receipt of the following addenda to this RFP. (Include the number and date for each entry.)

Addendum Number 1 Dated 9/3/2020

Addendum Number _____ Dated _____

Addendum Number _____ Dated _____

Failure to acknowledge the receipt of all addenda may cause the proposal to be considered non-responsive to this Request for Proposal, and may require rejection of the proposal.

Complete Coach Works
Name of Firm

President 9/4/2020
Signature/Title Date

Attachment E, Lobbying Certification

APPENDIX A, 49 CFR PART 20--CERTIFICATION REGARDING LOBBYING

The undersigned [Contractor] certifies, to the best of his or her knowledge and belief, that:

(1) No Federal appropriated funds have been paid or will be paid, by or on behalf of the undersigned, to any person for influencing or attempting to influence an officer or employee of an agency, a Member of Congress, an officer or employee of Congress, or an employee of a Member of Congress in connection with the awarding of any Federal contract, the making of any Federal grant, the making of any Federal loan, the entering into of any cooperative agreement, and the extension, continuation, renewal, amendment, or modification of any Federal contract, grant, loan, or cooperative agreement.

(2) If any funds other than Federal appropriated funds have been paid or will be paid to any person for making lobbying contacts to an officer or employee of any agency, a Member of Congress, an officer or employee of Congress, or an employee of a Member of Congress in connection with this Federal contract, grant, loan, or cooperative agreement, the undersigned shall complete and submit Standard Form--LLL, "Disclosure Form to Report Lobbying," in accordance with its instructions [as amended by "Government wide Guidance for New Restrictions on Lobbying," 61 Fed. Reg. 1413 (1/19/96). Note: Language in paragraph (2) herein has been modified in accordance with Section 10 of the Lobbying Disclosure Act of 1995 (P.L. 104-65, to be codified at 2 U.S.C. 1601, *et seq.*)]

(3) The undersigned shall require that the language of this certification be included in the award documents for all sub-awards at all tiers (including subcontracts, sub-grants, and contracts under grants, loans, and cooperative agreements) and that all sub-recipients shall certify and disclose accordingly.

This certification is a material representation of fact upon which reliance was placed when this transaction was made or entered. Submission of this certification is a prerequisite for making or entering into this transaction imposed by 31, U.S.C. § 1352 (as amended by the Lobbying Disclosure Act of 1995). Any person who fails to file the required certification shall be subject to a civil penalty of not less than $10,000 and not more than $100,000 for each such failure.

[Note: Pursuant to 31 U.S.C. § 1352(c)(1) -(2)(A), any person who makes a prohibited expenditure or fails to file or amend a required certification or disclosure form shall be subject to a civil penalty of not less than $10,000 and not more than $100,000 for each such expenditure or failure.]

The Contractor, Complete Coach Works certifies or affirms the truthfulness and accuracy of each statement of its certification and disclosure, if any. In addition, the Contractor understands and agrees that the provisions of 31 U.S.C. A 3801, *et seq.*, apply to this certification and disclosure, if any.

Signature of Contractor's Authorized Official

Dale E. Carson, President

Name and Title of Contractor's Authorized Official

9/4/2020

Date

COMPLETE COACH WORKS

Renovation • Parts • Modification

Proposed Driver Barrier System

Complete Coach Works proposes utilizing Vapor vShield Driver Barrier System for this project.

Vapor vShield Driver Barrier Systems are equipped with laminated anti-glare glass which has proven to be more durable and scratch resistant than a plastic option.

Complete Coach Works has supplied pricing and product information for the Vapor vShield Driver Barrier System with a blower fan and powered window (option #1) and for Vapor vShield Driver Barrier System with no blower fan and fixed window (option #2).

Vapor vShield product specifications and drawings are attached for review and approval by the City of Decatur.

OPTION #1 - WITH BLOWER FAN AND POWERED WINDOW

Delivering performance proven solutions for buses

Vapor Bus International
A Wabtec company



vShield®

Electric Operator Protection Door

Heavy-duty door provides critical defensive safety barrier with comfort and convenience

Exclusive, electric Vapor vShield bus operator door provides a critical defensive barrier with large safety glass and heavy-duty lower door to protect against physical assaults and unwanted passenger interactions.

- **Electric window increases ventilation**
- **Two integrated, high-velocity electric fans**
- **Heavy-duty latch mechanism**
- **New and retrofit applications**

Vapor performance and reliability



- **Power window allows operator to open or close quickly and easily**
- **Anti-reflective, anti-glare laminated safety glass functions as sneeze guard**
- **Contoured glass provides direct unobstructed views to mirrors**
- **Helps maintain consistent temperature in cockpit area**
- **Selectable-speed fans for optimal air circulation**
- **Unique latch mechanism maintains positive contact, eliminates rattles**
- **Auxiliary door release mechanism**
- **Easy installation, simple wiring**

Ready to Show → Ready to Quote → Ready to Produce → In Production

Vapor vShield®
Operator Protection Door

Features

- **Large, contoured shield design allows direct visibility to mirrors and eliminates blind spots**
- **Power window with auto up/down**
- **Anti-pinch obstruction detection**
- **Quick replacement glazing**
- **Rugged, anti-rattle door latch for secure closure and easy open**
- **Auxiliary door release mechanism**
- **Large, easy-grip door open handle with securement knob for two-action door latch release**
- **Dual, variable-speed circulation fans, configured for in or out operation**
- **Easy to use rocker switches for window and fans**
- **Door custom designed for specific applications and adherence to ADA regulations**
- **Rapid-release door assembly for easy access to operator compartment**

ProtectDoor™ Operator Protection Door – same features as vShield without a power window and fans. Request Bulletin No. 53-8010.

Specifications	
Operating Voltage:	24 VDC nominal
Operating Current:	15A breaker
Design Life:	12 years
Window:	Standard laminated AS-2, safety glass window with anti-reflective, anti-glare coating Optional tempered glass available
Dimensions:	Custom design for each door

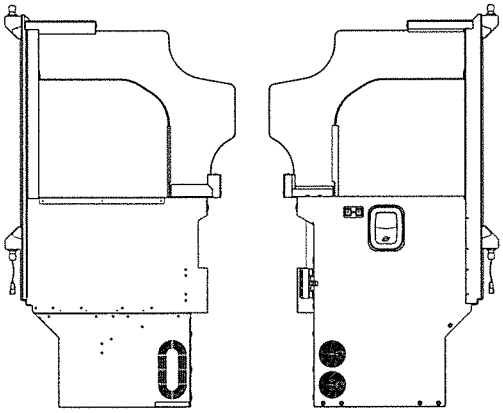

Vapor Bus International
A **Wabtec** company

For more information, contact your local Vapor representative.

Vapor Bus International
1010 Johnson Drive, Buffalo Grove, Illinois 60089
Tel: 866-375-4126 / Fax: 847-520-2222
www.vapordoors.com
Email: vaporbusinfo@wabtec.com

Bulletin No. 53-8009 © 6-2020 Printed in U.S.A.

U.S. and foreign patents are applicable and/or pending to products described and illustrated herein.
Vapor and Vapor Bus International are registered trademarks of Wabtec Corporation.

Vapor reserves the right to discontinue products or change product specifications or designs at any time without notification.

City Manager

DATE: 9/17/2020

MEMO:

TO: Mayor Moore Wolfe & City Council

FROM: City Manager Scot Wrighton

SUBJECT: Resolution Authorizing Agreement With MV Transportation, Inc. For Supplemental Pay

ATTACHMENTS:

Description	Type
Memo Regarding Hazard Pay	Cover Memo
Resolution Providing Hazard Pay	Resolution Letter

OFFICE OF CITY MANAGER, TRANSIT DIVISION

September 21, 2020

TO: Honorable Mayor Julie Moore Wolfe and City Council Members

FROM: Scot Wrighton, City Manager
Jon Kindseth, Deputy City Manager
John Williams, Mass Transit Administrator

SUBJECT: Resolution authorizing supplemental pay to M.V. Transportation to be utilized for employee hazard pay.

RECOMMENDATION: Staff recommends that this item be approved.

BACKGROUND: The City of Decatur as well as other communities around the country and nation has been impacted by COVID-19 commonly known as the Coronavirus. This virus is one that has caused persons to become sick and many have died. At present, there is no cure or vaccination for this virus and have caused a health risks to the essential workers who serve the City of Decatur Public Transportation System. Although measures have been implemented to try and mitigate the risk of these workers from becoming infected, there is still a level of hazard that persist. Many transit systems around the country have begun offering these frontline workers supplemental pay, in the form of bonuses and/or hourly pay increases. It has been recommended by the (ATU) Almagated Transit Union, that transit systems who have received additional funding through the CARES Act provide these essential workers with hazard pay. This item is approved for funding by the Federal Transit Administration. This Resolution would authorize the City Manager to provide hazard pay to Decatur Transit employees as determined appropriate and M.V. would invoice the City for such supplemental pay. At this time, we are considering a $1- $2 increase in hourly pay through the end of the calendar year.

POTENTIAL OBJECTIONS: Staff is not aware of objections.

INPUT FROM OTHER SOURCES: None

STAFF REFERENCE: Should the City Council have any questions, they may contact Jon Kindseth at 450-2323 or jkindseth@decaturil.gov; John Williams at 424-3552 or jwilliams@decaturil.gov

BUDGET/TIME IMPLICATIONS: The cost of the supplemental pay for transit employees will be paid out of the $4.5M received under the CARES Act.

RESOLUTION NO. R2020_____

RESOLUTION AUTHORIZING AGREEMENT WITH MV TRANSPORTATION, INC FOR SUPPLEMENTAL PAY.

WHEREAS, the CITY OF DECATUR, ILLINOIS, an Illinois municipal corporation and body politic ("City") is a unit of local government pursuant to Article VII, Section 6 of the Illinois Constitution of 1970; and,

WHEREAS, the City desires to provide supplemental hazard pay for mass transit operations; and,

WHEREAS, the City contracts with MV Transportation, INC., for management and staffing services and as such would provide supplemental money to MV for their employees.

NOW, THEREFORE, BE IT RESOLVED by the City Council of the City of Decatur as follows:

Section 1. The City of Decatur, Illinois desires to provide additional supplemental pay for transit employees, utilizing CARES Act resources.

Section 2. That the City Manager is hereby, authorized and directed to execute any necessary documents to provide supplemental pay MV Transportation, Inc to be used for hazard pay for Decatur Public Transit employees.

PRESENTED AND ADOPTED this 21st day of September 2020.

_____
JULIE MOORE WOLFE, MAYOR

ATTEST:

_____
CITY CLERK

Public Works

DATE: 9/11/2020

MEMO: 2020-128

TO: Honorable Mayor Julie Moore Wolfe and City Council Members

FROM: Scot Wrighton, City Manager
Matt Newell, P.E., Public Works Director

SUBJECT: Ordinance Annexing Territory 1508 West Ash Avenue

SUMMARY RECOMMENDATION:
Staff recommends that the following Ordinances annexing territories be approved.

1. 1508 West Ash Avenue
2. 3434 Burt Drive
3. 3408 Ferris Drive
4. 3425 Ferris Drive
5. 3436 Ferris Drive
6. 2060 Solar Avenue
7. 3185 North Westlawn Avenue
8. 3225 North Westlawn Avenue
9. 2451 Wilcox Lane
10. 2479 Wilcox Lane

BACKGROUND: The subject properties are being annexed due to a water service agreement.

POTENTIAL OBJECTIONS: None

STAFF REFERENCE: Matt Newell, Public Works Director and Tara Bachstein, Public Works Administrative Secretary. Matt Newell will be in attendance at the City Council meeting to answer any questions of the Council on this item.

ATTACHMENTS:

Description	Type
Ordinance Annexing Territory 1508 West Ash Avenue	Ordinance

ORDINANCE NO. _____

ORDINANCE ANNEXING TERRITORY
1508 WEST ASH AVENUE

WHEREAS, there having been filed with the City Clerk, and by said Clerk presented to the Council herewith and attached as Exhibit A, the petition under oath of Norma J. Cooper and Laura D. Cooper Armon, requesting that there be annexed to the City territory described as:

THE SOUTH 200 FEET OF THE EAST 230 FEET OF THE NORTH WEST QUARTER OF SECTION TWENTY-EIGHT (28) TOWNSHIP SEVENTEEN (17) NORTH, RANGE TWO (2) EAST OF THE 3RD P.M.

PIN# 07-07-28-100-006

WHEREAS, it appears said petition is signed by the owners of record of all land within such territory and by at least 51% of the electors residing therein, and that said territory is contiguous to the City and not within the corporate limits of any city, village or incorporated town or other municipality, and,

WHEREAS, notice of intention to take action for annexation has been given as required.

NOW THEREFORE, BE IT ORDAINED, BY THE CITY COUNCIL OF THE CITY OF DECATUR, ILLINOIS:

Section 1. That said petition and the request thereof be, and the same are hereby, approved.

Section 2. That said territory hereinabove described, along with all parts of public highways therein or next and adjacent thereto not heretofore annexed, if any, be, and the same are hereby, annexed to and are incorporated into the limits of the City of Decatur, Illinois, a municipal corporation.

Section 3. That a plat of said annexed premises is attached hereto as Exhibit B and hereby made a part hereof.

Section 4. That the City Clerk shall cause certified copies of this ordinance to be filed with the County Clerk and recorded by the Recorder of Deeds of Macon County, Illinois.

PRESENTED, PASSED, APPROVED AND RECORDED this 21st day of September 2020.

_____
JULIE MOORE WOLFE, MAYOR

ATTEST:

_____
ANGELA HARPER, DEPUTY CITY CLERK

PETITION FOR ANNEXATION

TO THE HONORABLE MAYOR AND CITY COUNCIL OF THE CITY OF DECATUR, ILLINOIS:

The undersigned, under oath, respectfully represents as follows:

1. That he/she is an owner of record, or an elector (person registered to vote) residing therein, of all the property herein described.
2. That at least 51% of the electors (person(s) registered to vote) who reside on the property herein described have signed and do join in the petition.
3. That the property herein described is not within the corporate limits of any municipality.
4. That the property herein described is contiguous (adjacent) to the City of Decatur.
5. That only the following listed adult person(s) (over 18 years of age) reside in the property to be annexed. (Please list the name of each adult person residing in the property to be annexed, including middle initial.)_____

   Norma J. Cooper
   Laura D. Cooper Armon

6. That the petitioner(s) request(s) that the City of Decatur, annex the property commonly described as 1508 West Ash Avenue, and legally described as follows:

   THE SOUTH 200 FEET OF THE EAST 230 FEET OF THE NORTH WEST QUARTER OF SECTION TWENTY-EIGHT (28) TOWNSHIP SEVENTEEN (17) NORTH, RANGE TWO (2) EAST OF THE 3RD P.M.

PIN #_07-07-28-100-006_

WHEREFORE, petitioner(s) request(s) the above described property be annexed to the City of Decatur, in accordance with the Statutes in such case made and provided.

SIGNATURE	PRINTED NAME	STREET ADDRESS, CITY, STATE
Norma J. Cooper	Norma J. Cooper	1508 W. Ash Ave, Decatur IL 62522
Laura D. Cooper Armon	Laura D. Cooper Armon	1508 W. Ash Ave Decatur IL 62522
Julie A Causey 8/19/20		

"OFFICIAL SEAL"
JULIE A CAUSEY
NOTARY PUBLIC, STATE OF ILLINOIS
MY COMMISSION EXPIRES 03-01-2024

Signed and sworn to before me this 19 day of August, 2020

Sherry L. Jackson
Notary Public

"OFFICIAL SEAL"
SHERRY L. JACKSON
NOTARY PUBLIC, STATE OF ILLINOIS
MY COMMISSION EXPIRES 10-08-2022

(Rev. 12/2014)

K:\Common\CVCPW\Annexations\Forced Annexations\2020 Annexations\2020 Forced Annexations 27th List\1508 West Ash Avenue\1508 W Ash Ave Plat.dwg

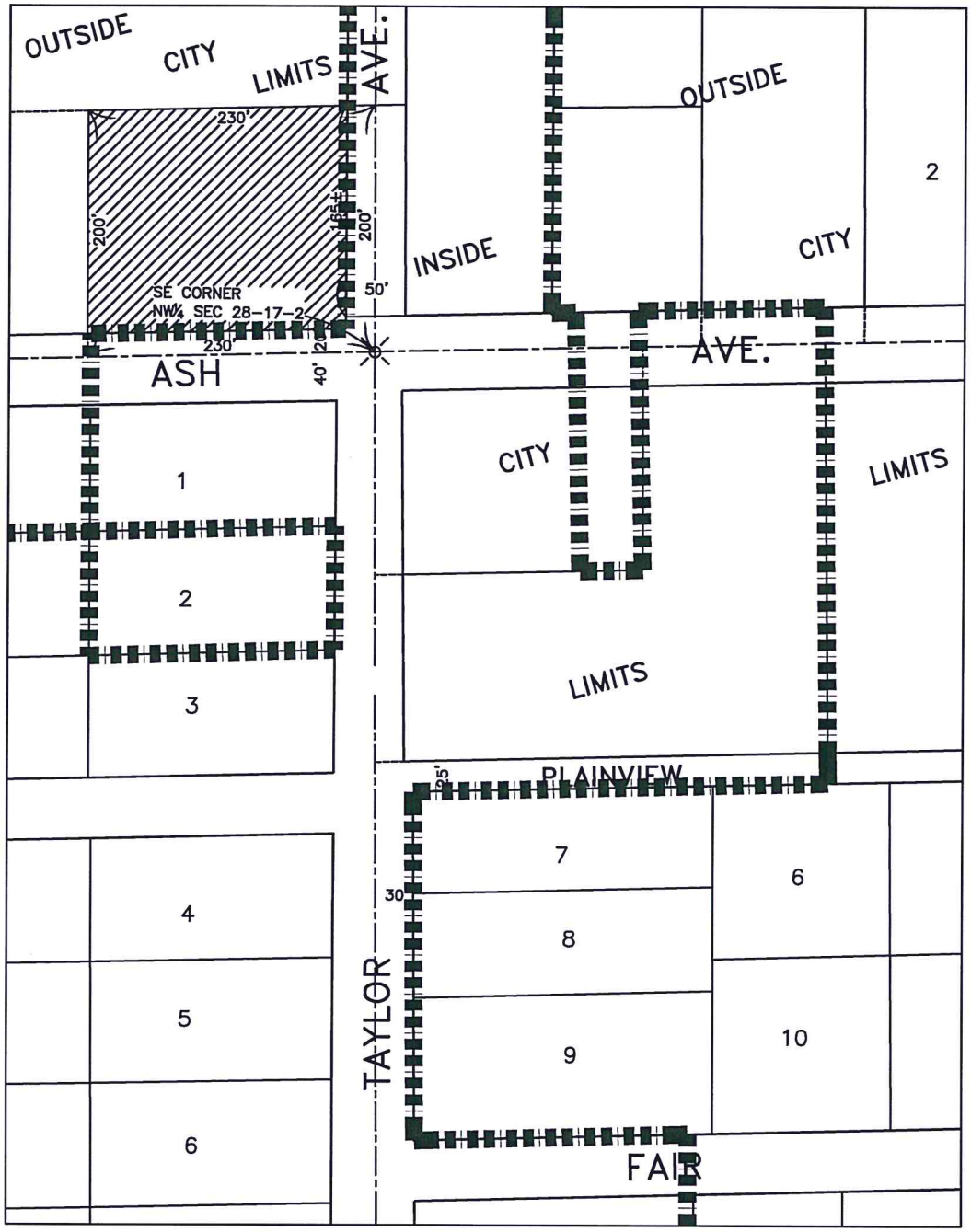

PLAT OF TERRITORY ANNEXED TO THE CITY OF DECATUR, ILLINOIS

1508 WEST ASH AVENUE

indicates territory annexed

indicates existing corporate limits

1.056± **acres**

AREA 0.0017± **sq. miles**

0 **lin. ft. of public road**

HICKORY POINT **township**

N.T.S.

MATTHEW G. NEWELL
062-048941
REGISTERED
PROFESSIONAL
ENGINEER
OF
ILLINOIS

9-10-20

CITY ENGINEER – DECATUR, ILLINOIS
ILLINOIS PROFESSIONAL ENGINEER # 062-048941
LICENSE EXPIRES NOV. 30, 2021

All dimensions shown hereon are dimensions of record. The annexation plat has been prepared from data in public records and legal descriptions provided by the petitioner. It is not the result of a survey performed on the ground.

ORDINANCE NO: _____

DEPARTMENT OF PUBLIC WORKS
ENGINEERING DIVISION

DATE: _____

Public Works

DATE: 9/11/2020

MEMO: 2020-128

TO: Honorable Mayor Julie Moore Wolfe and City Council Members

FROM: Scot Wrighton, City Manager
Matt Newell, P.E., Public Works Director

SUBJECT: Ordinance Annexing Territory 3434 Burt Drive

ATTACHMENTS:

Description	Type
Ordinance Annexing Territory 3434 Burt Drive	Ordinance

ORDINANCE NO. _____

ORDINANCE ANNEXING TERRITORY
3434 BURT DRIVE

WHEREAS, there having been filed with the City Clerk, and by said Clerk presented to the Council herewith and attached as Exhibit A, the petition under oath of James R. Phipps and Renee J. Phipps, requesting that there be annexed to the City territory described as:

LOT TWO (2) OF WILCOX WAYSIDE FARMS ADDITION, AS PER PLAT RECORDED IN BOOK 300 PAGE 186 OF THE RECORDS IN THE RECORDER'S OFFICE OF MACON COUNTY, ILLINOIS.

PIN# 04-12-05-301-002

WHEREAS, it appears said petition is signed by the owners of record of all land within such territory and by at least 51% of the electors residing therein, and that said territory is contiguous to the City and not within the corporate limits of any city, village or incorporated town or other municipality, and,

WHEREAS, notice of intention to take action for annexation has been given as required.

NOW THEREFORE, BE IT ORDAINED, BY THE CITY COUNCIL OF THE CITY OF DECATUR, ILLINOIS:

Section 1. That said petition and the request thereof be, and the same are hereby, approved.

Section 2. That said territory hereinabove described, along with all parts of public highways therein or next and adjacent thereto not heretofore annexed, if any, be, and the same are hereby, annexed to and are incorporated into the limits of the City of Decatur, Illinois, a municipal corporation.

Section 3. That a plat of said annexed premises is attached hereto as Exhibit B and hereby made a part hereof.

Section 4. That the City Clerk shall cause certified copies of this ordinance to be filed with the County Clerk and recorded by the Recorder of Deeds of Macon County, Illinois.

PRESENTED, PASSED, APPROVED AND RECORDED this 21st day of September 2020.

_____
JULIE MOORE WOLFE, MAYOR

ATTEST:

_____
ANGELA HARPER, DEPUTY CITY CLERK

PETITION FOR ANNEXATION

TO THE HONORABLE MAYOR AND CITY COUNCIL OF THE CITY OF DECATUR, ILLINOIS:

The undersigned, under oath, respectfully represents as follows:

1. That he/she is an owner of record, or an elector (person registered to vote) residing therein, of all the property herein described.
2. That at least 51% of the electors (person(s) registered to vote) who reside on the property herein described have signed and do join in the petition.
3. That the property herein described is not within the corporate limits of any municipality.
4. That the property herein described is contiguous (adjacent) to the City of Decatur.
5. That only the following listed adult person(s) (over 18 years of age) reside in the property to be annexed. (Please list the name of each adult person residing in the property to be annexed, including middle initial.)

JAMES R. PHIPPS

RENEE' J. PHIPPS

6. That the petitioner(s) request(s) that the City of Decatur, annex the property commonly described as 3434 Burt Drive, and legally described as follows:

LOT TWO (2) OF WILCOX WAYSIDE FARMS ADDITION, AS PER PLAT RECORDED IN BOOK 300 PAGE 186 OF THE RECORDS IN THE RECORDER'S OFFICE OF MACON COUNTY, ILLINOIS.

PIN #__04-12-05-301-002_

WHEREFORE, petitioner(s) request(s) the above described property be annexed to the City of Decatur, in accordance with the Statutes in such case made and provided.

SIGNATURE	PRINTED NAME	STREET ADDRESS, CITY, STATE
James R. Phipps	JAMES R. PHIPPS	3434 BURT DR., DEC., IL.
James R. Phipps	Renee Phipps	3434 Burt Dr. Dec. IL.
Renee J. Phipps		

Signed and sworn to before me this 27th day of July, 2020

Jessica Taylor
Notary Public

OFFICIAL SEAL
JESSICA TAYLOR
Notary Public - State of Illinois
My Commission Expires 7/12/2021

(Rev. 12/2014)

_____

State of Illinois ,
MaconCounty ss:

I, Lisa May, a Notary Public in and for said county and state, Certify that Renee J. Phipps, personally known to me to be the same person whose name is subscribed to the foregoing document appeared before me this day in person, and acknowledged that he signed and delivered the instrument as his free and voluntary act, for the uses and purposes therein set forth.

Given under my hand and official seal, this 31st day of July , 2020.

"OFFICIAL SEAL"
LISA MAY
NOTARY PUBLIC, STATE OF ILLINOIS
MY COMMISSION EXPIRES 07-31-2020

My Commission expires: 7/31/20

Notary Public

K:\Common\CVCPW\Annexations\Forced Annexations\2020 Annexations\2020 Forced Annexations 27th List\3434 Burt Drive\3434 Burt Dr Plat.dwg

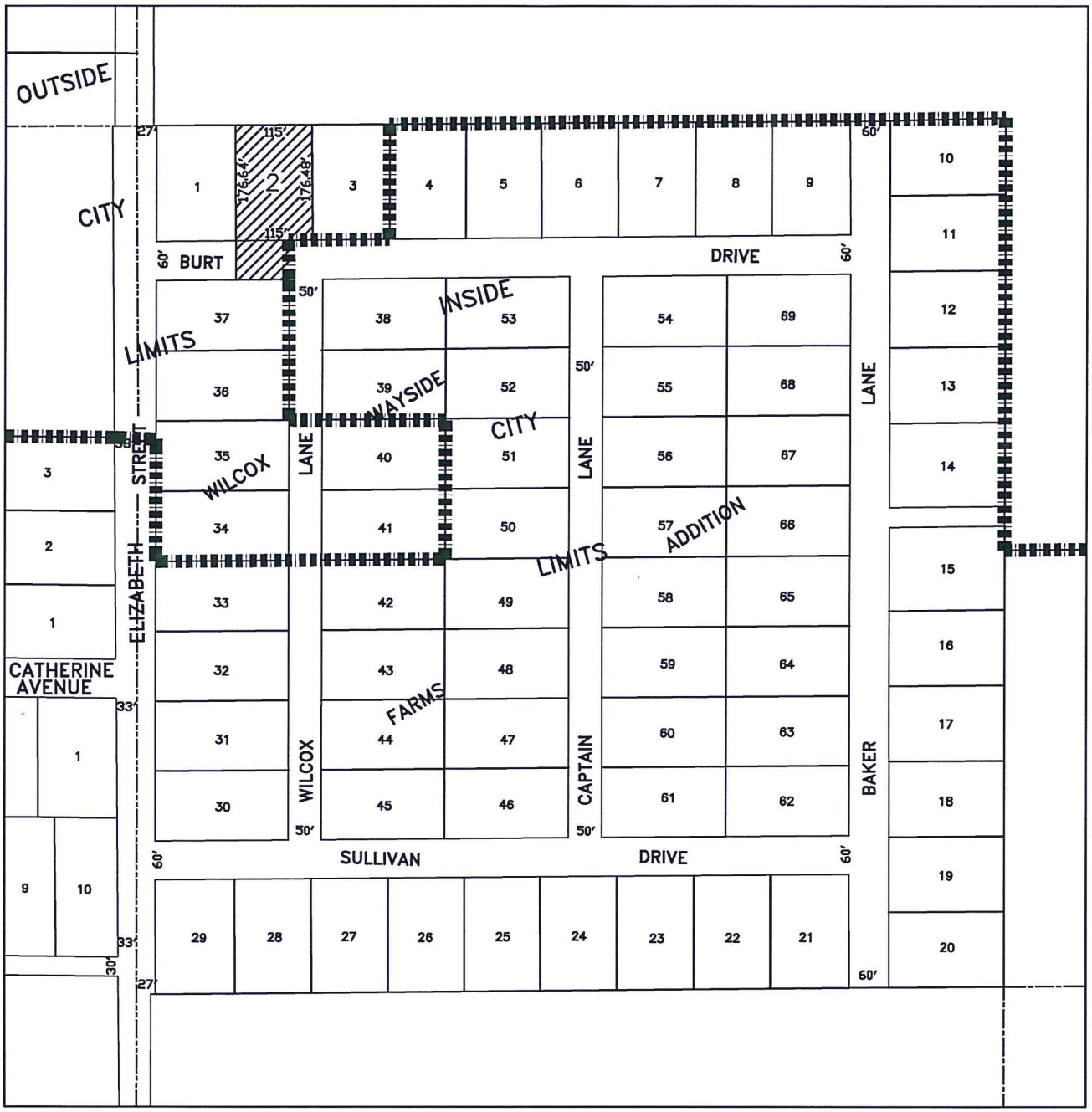

PLAT OF TERRITORY ANNEXED TO THE CITY OF DECATUR, ILLINOIS

3434 BURT DRIVE

indicates territory annexed

indicates existing corporate limits

0.466± acres

AREA 0.0007± sq. miles

80± lin. ft. of public road

DECATUR township

N.T.S.

MATTHEW C. NEWELL
062-048941
REGISTERED PROFESSIONAL ENGINEER OF ILLINOIS

9-10-20

CITY ENGINEER, DECATUR, ILLINOIS
ILLINOIS PROFESSIONAL ENGINEER # 062-048941
LICENSE EXPIRES NOV. 30, 2021

All dimensions shown hereon are dimensions of record. The annexation plat has been prepared from data in public records and legal descriptions provided by the petitioner. It is not the result of a survey performed on the ground.

ORDINANCE NO: _____

DATE: _____

DEPARTMENT OF PUBLIC WORKS
ENGINEERING DIVISION

Public Works

DATE: 9/11/2020

MEMO: 2020-128

TO: Honorable Mayor Julie Moore Wolfe and City Council Members

FROM: Scot Wrighton, City Manager
Matt Newell, P.E., Public Works Director

SUBJECT: Ordinance Annexing Territory 3408 Ferris Drive

ATTACHMENTS:

Description	Type
Ordinance Annexing Territory 3408 Ferris Drive	Ordinance

ORDINANCE NO. _____

ORDINANCE ANNEXING TERRITORY
3408 FERRIS DRIVE

WHEREAS, there having been filed with the City Clerk, and by said Clerk presented to the Council herewith and attached as Exhibit A, the petition under oath of Phyllis Powers, requesting that there be annexed to the City territory described as:

LOT 37 OF SOUTH HILLTOP SUBDIVISION, AS PER PLAT RECORDED IN BOOK 300, PAGE 212 OF THE RECORDS IN THE RECORDER'S OFFICE OF MACON COUNTY, ILLINOIS. (EXCEPT COAL AND OTHER MINERALS UNDERLYING THE SURFACE OF SAID LAND AND ALL RIGHTS AND EASEMENTS IN FAVOR OF THE ESTATE OF SAID COAL AND OTHER MINERALS.)

PIN# 17-12-33-302-008

WHEREAS, it appears said petition is signed by the owners of record of all land within such territory and by at least 51% of the electors residing therein, and that said territory is contiguous to the City and not within the corporate limits of any city, village or incorporated town or other municipality, and,

WHEREAS, notice of intention to take action for annexation has been given as required.

NOW THEREFORE, BE IT ORDAINED, BY THE CITY COUNCIL OF THE CITY OF DECATUR, ILLINOIS:

Section 1. That said petition and the request thereof be, and the same are hereby, approved.

Section 2. That said territory hereinabove described, along with all parts of public highways therein or next and adjacent thereto not heretofore annexed, if any, be, and the

same are hereby, annexed to and are incorporated into the limits of the City of Decatur, Illinois, a municipal corporation.

Section 3. That a plat of said annexed premises is attached hereto as Exhibit B and hereby made a part hereof.

Section 4. That the City Clerk shall cause certified copies of this ordinance to be filed with the County Clerk and recorded by the Recorder of Deeds of Macon County, Illinois.

PRESENTED, PASSED, APPROVED AND RECORDED this 21st day of September 2020.

_____
JULIE MOORE WOLFE, MAYOR

ATTEST:

_____
ANGELA HARPER, DEPUTY CITY CLERK

PETITION FOR ANNEXATION

TO THE HONORABLE MAYOR AND CITY COUNCIL OF THE CITY OF DECATUR, ILLINOIS:

The undersigned, under oath, respectfully represents as follows:

1. That he/she is an owner of record, or an elector (person registered to vote) residing therein, of all the property herein described.
2. That at least 51% of the electors (person(s) registered to vote) who reside on the property herein described have signed and do join in the petition.
3. That the property herein described is not within the corporate limits of any municipality.
4. That the property herein described is contiguous (adjacent) to the City of Decatur.
5. That only the following listed adult person(s) (over 18 years of age) reside in the property to be annexed. (Please list the name of each adult person residing in the property to be annexed, including middle initial.)_____

   Phyllis Powers

6. That the petitioner(s) request(s) that the City of Decatur, annex the property commonly described as 3408 Ferris Drive, and legally described as follows:

   LOT 37 OF SOUTH HILLTOP SUBDIVISION, AS PER PLAT RECORDED IN BOOK 300, PAGE 212 OF THE RECORDS IN THE RECORDER'S OFFICE OF MACON COUNTY, ILLINOIS. (EXCEPT COAL AND OTHER MINERALS UNDERLYING THE SURFACE OF SAID LAND AND ALL RIGHTS AND EASEMENTS IN FAVOR OF THE ESTATE OF SAID COAL AND OTHER MINERALS.

PIN #_17-12-33-302-008_

WHEREFORE, petitioner(s) request(s) the above described property be annexed to the City of Decatur, in accordance with the Statutes in such case made and provided.

SIGNATURE	PRINTED NAME	STREET ADDRESS, CITY, STATE
Phyllis Powers	Phyllis Powers	3408 Ferris Dr. Decatur, IL.

Signed and sworn to before me this 2nd day of September, 20 20

Debra S. True
Notary Public

"OFFICIAL SEAL"
DEBRA S TRUE
NOTARY PUBLIC, STATE OF ILLINOIS
MY COMMISSION EXPIRES 08-02-2023

(Rev. 12/2014)

K:\Common\CVCPW\Annexations\Forced Annexations\2020 Annexations\2020 Forced Annexations 27th List\3408 Ferris Drive\3408 Ferris Dr Plat.dwg

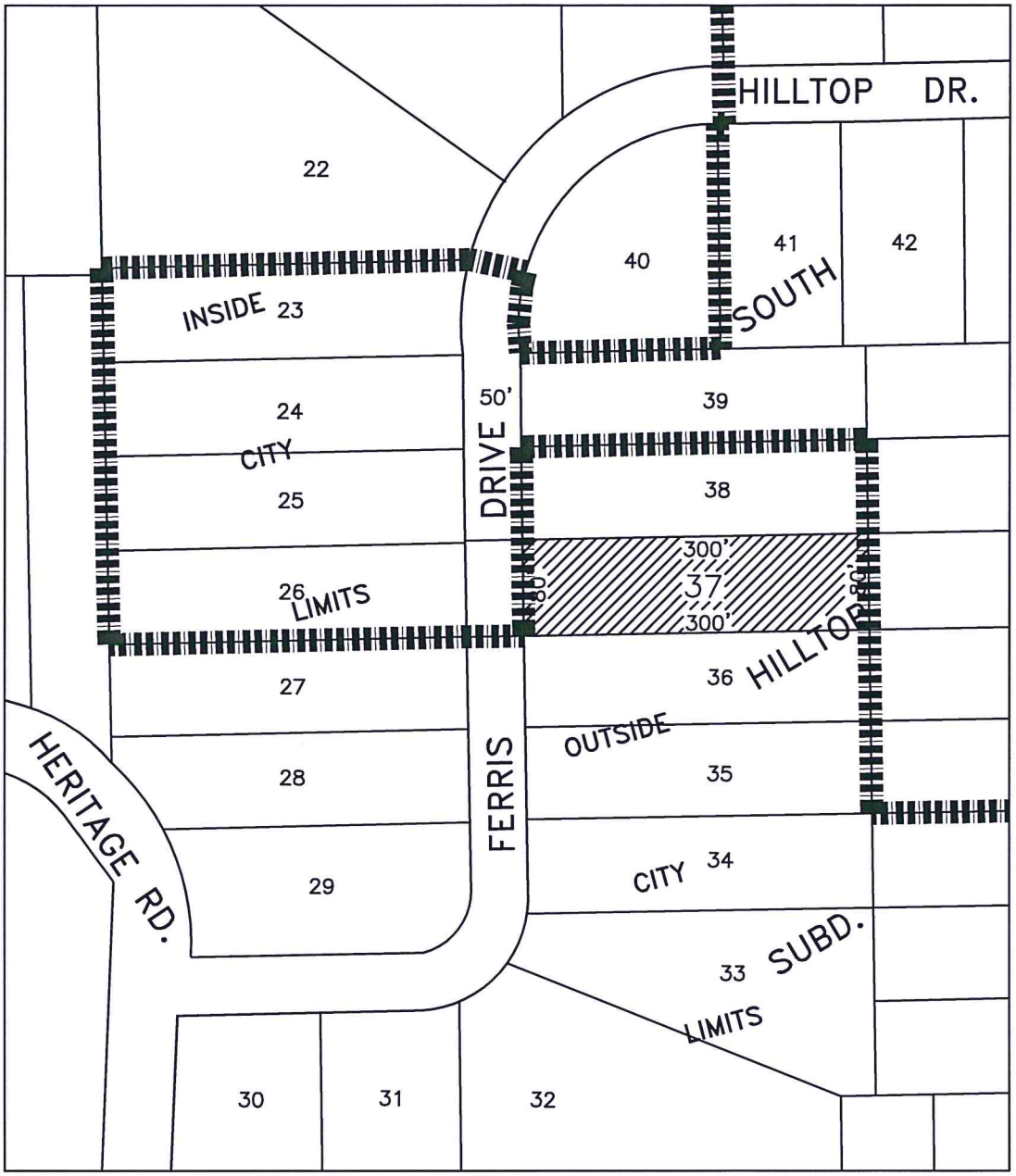

PLAT OF TERRITORY ANNEXED TO THE CITY OF DECATUR, ILLINOIS

3408 FERRIS DRIVE

indicates territory annexed

indicates existing corporate limits

0.551 **acres**

AREA 0.0008± **sq. miles**

0 **lin. ft. of public road**

SOUTH WHEATLAND **township**

N.T.S.

MATTHEW C. NEWELL
062-048941
REGISTERED PROFESSIONAL ENGINEER OF ILLINOIS

9-10-20

CITY ENGINEER – DECATUR, ILLINOIS
ILLINOIS PROFESSIONAL ENGINEER # 062–048941
LICENSE EXPIRES NOV. 30, 2021

All dimensions shown hereon are dimensions of record. The annexation plat has been prepared from data in public records and legal descriptions provided by the petitioner. It is not the result of a survey performed on the ground.

ORDINANCE NO: _____

DEPARTMENT OF PUBLIC WORKS
ENGINEERING DIVISION

DATE: _____

Public Works

DATE: 9/11/2020

MEMO: 2020-128

TO: Honorable Mayor Julie Moore Wolfe and City Council Members

FROM: Scot Wrighton, City Manager
Matt Newell, P.E., Public Works Director

SUBJECT: Ordinance Annexing Territory 3425 Ferris Drive

ATTACHMENTS:

Description	Type
Ordinance Annexing Territory 3425 Ferris Drive	Ordinance

ORDINANCE NO. _____

ORDINANCE ANNEXING TERRITORY
3425 FERRIS DRIVE

WHEREAS, there having been filed with the City Clerk, and by said Clerk presented to the Council herewith and attached as Exhibit A, the petition under oath of Larry C. Paradee and Carol Sue Paradee, requesting that there be annexed to the City territory described as:

LOT 27 OF SOUTH HILLTOP SUBDIVISION, AS PER PLAT RECORDED IN BOOK 300 PAGE 212 OF THE RECORDS IN THE RECORDER'S OFFICE OF MACON COUNTY, ILLINOIS.

PIN# 17-12-33-301-011

WHEREAS, it appears said petition is signed by the owners of record of all land within such territory and by at least 51% of the electors residing therein, and that said territory is contiguous to the City and not within the corporate limits of any city, village or incorporated town or other municipality, and,

WHEREAS, notice of intention to take action for annexation has been given as required.

NOW THEREFORE, BE IT ORDAINED, BY THE CITY COUNCIL OF THE CITY OF DECATUR, ILLINOIS:

Section 1. That said petition and the request thereof be, and the same are hereby, approved.

Section 2. That said territory hereinabove described, along with all parts of public highways therein or next and adjacent thereto not heretofore annexed, if any, be, and the same are hereby, annexed to and are incorporated into the limits of the City of Decatur, Illinois, a municipal corporation.

Section 3. That a plat of said annexed premises is attached hereto as Exhibit B and hereby made a part hereof.

Section 4. That the City Clerk shall cause certified copies of this ordinance to be filed with the County Clerk and recorded by the Recorder of Deeds of Macon County, Illinois.

PRESENTED, PASSED, APPROVED AND RECORDED this 21st day of September 2020.

_____
JULIE MOORE WOLFE, MAYOR

ATTEST:

_____
ANGELA HARPER, DEPUTY CITY CLERK

RESIDENTIAL - OCCUPIED

PETITION FOR ANNEXATION

TO THE HONORABLE MAYOR AND CITY COUNCIL OF THE CITY OF DECATUR, ILLINOIS:

The undersigned, under oath, respectfully represents as follows:

1. That he/she is an owner of record, or an elector (person registered to vote) residing therein, of all the property herein described.
2. That at least 51% of the electors (person(s) registered to vote) who reside on the property herein described have signed and do join in the petition.
3. That the property herein described is not within the corporate limits of any municipality.
4. That the property herein described is contiguous (adjacent) to the City of Decatur.
5. That only the following listed adult person(s) (over 18 years of age) reside in the property to be annexed. (Please list the name of each adult person residing in the property to be annexed, including middle initial.)

   Larry C Paradee
   Carol Sue Paradee

6. That the petitioner(s) request(s) that the City of Decatur, annex the property commonly described as 3425 Ferris Drive, and legally described as follows:

   LOT 27 OF SOUTH HILLTOP SUBDIVISION, AS PER PLAT RECORDED IN BOOK 300 PAGE 212 OF THE RECORDS IN THE RECORDER'S OFFICE OF MACON COUNTY, ILLINOIS.

PIN #_17-12-33-301-011_

WHEREFORE, petitioner(s) request(s) the above described property be annexed to the City of Decatur, in accordance with the Statutes in such case made and provided.

SIGNATURE	PRINTED NAME	STREET ADDRESS, CITY, STATE
Carol Sue Paradee	CAROL SUE PARADEE	3425 Ferris Dr.
Larry C Paradee	Larry C Paradee	Decatur Ill.
		3425 Ferris Dr. Decatur, Ill.

Signed and sworn to before me this 25 day of August, 2020

Kirsten A. Born
Notary Public

KIRSTEN A. BORN
OFFICIAL SEAL
Notary Public - State of Illinois
My Commission Expires Aug 28, 2023

(Rev. 12/2014)

K:\Common\CVCPW\Annexations\Forced Annexations\2020 Annexations\2020 Forced Annexations 27th List\3425 Ferris Drive\3425 Ferris Dr Plat.dwg

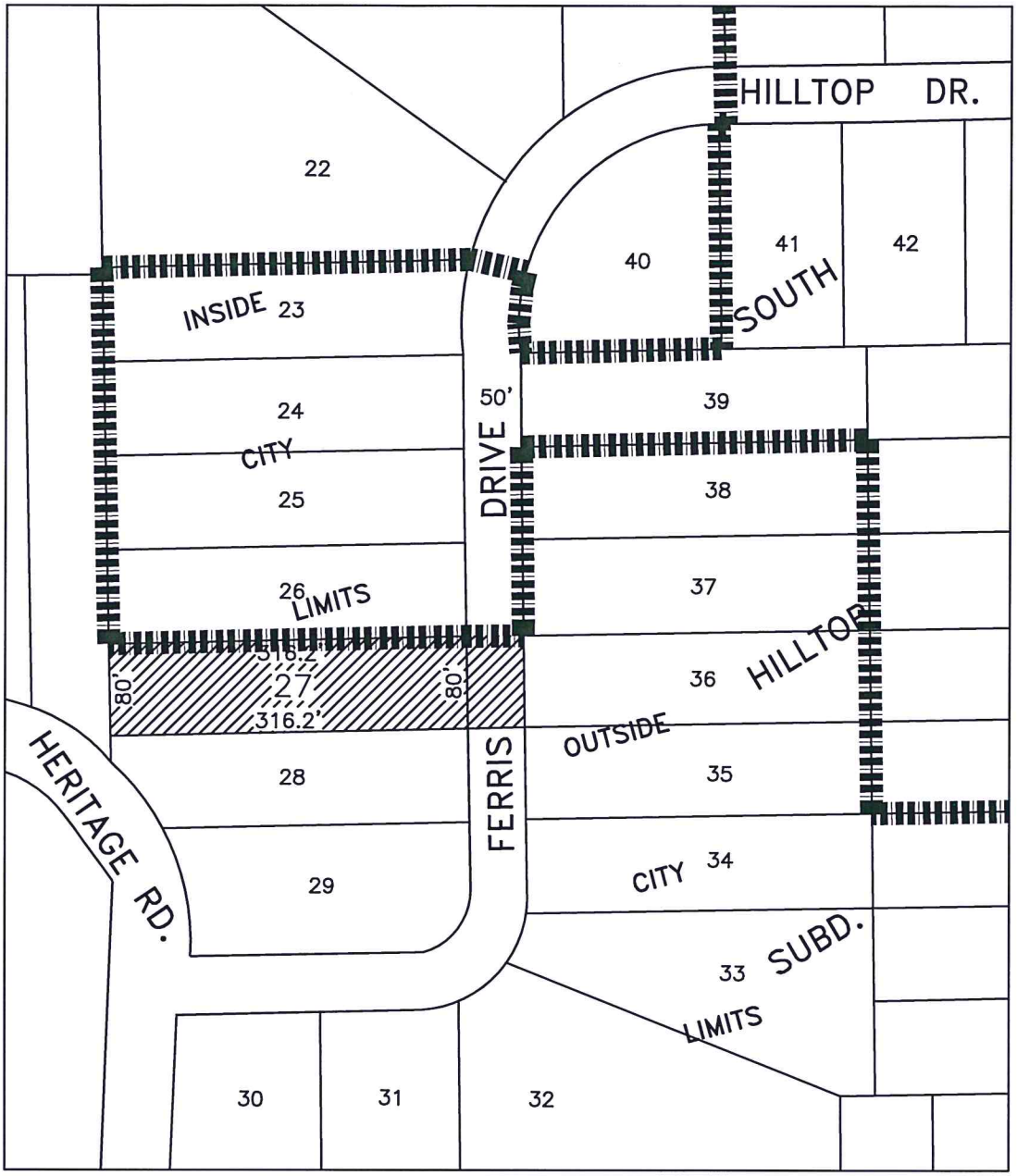

PLAT OF TERRITORY ANNEXED TO THE CITY OF DECATUR, ILLINOIS

3425 FERRIS DRIVE

indicates territory annexed

indicates existing corporate limits

0.581± **acres**

AREA 0.0009± **sq. miles**

80± **lin. ft. of public road**

SOUTH WHEATLAND **township**

N.T.S.

MATTHEW C. NEWELL
062-048941
REGISTERED PROFESSIONAL ENGINEER OF ILLINOIS

9-10-20

CITY ENGINEER – DECATUR, ILLINOIS
ILLINOIS PROFESSIONAL ENGINEER # 062–048941
LICENSE EXPIRES NOV. 30, 2021

All dimensions shown hereon are dimensions of record. The annexation plat has been prepared from data in public records and legal descriptions provided by the petitioner. It is not the result of a survey performed on the ground.

ORDINANCE NO: _____

DATE: _____

DEPARTMENT OF PUBLIC WORKS
ENGINEERING DIVISION

Public Works

DATE: 9/11/2020

MEMO: 2020-128

TO: Honorable Mayor Julie Moore Wolfe and City Council Members

FROM: Scot Wrighton, City Manager
Matt Newell, P.E., Public Works Director

SUBJECT: Ordinance Annexing Territory 3436 Ferris Drive

ATTACHMENTS:

Description	Type
Ordinance Annexing Territory 3436 Ferris Drive	Ordinance

ORDINANCE NO. _____

ORDINANCE ANNEXING TERRITORY
3436 FERRIS DRIVE

WHEREAS, there having been filed with the City Clerk, and by said Clerk presented to the Council herewith and attached as Exhibit A, the petition under oath of Robert E. White and Deborah K. White, requesting that there be annexed to the City territory described as:

LOT THIRTY-SIX (36) OF SOUTH HILLTOP SUBDIVISION, AS PER PLAT RECORDED IN BOOK 300, PAGE 212 OF THE RECORDS IN THE RECORDER'S OFFICE OF MACON COUNTY, ILLINOIS. SITUATED IN MACON COUNTY, ILLINOIS.

PIN# 17-12-33-302-009

WHEREAS, it appears said petition is signed by the owners of record of all land within such territory and by at least 51% of the electors residing therein, and that said territory is contiguous to the City and not within the corporate limits of any city, village or incorporated town or other municipality, and,

WHEREAS, notice of intention to take action for annexation has been given as required.

NOW THEREFORE, BE IT ORDAINED, BY THE CITY COUNCIL OF THE CITY OF DECATUR, ILLINOIS:

Section 1. That said petition and the request thereof be, and the same are hereby, approved.

Section 2. That said territory hereinabove described, along with all parts of public highways therein or next and adjacent thereto not heretofore annexed, if any, be, and the same are hereby, annexed to and are incorporated into the limits of the City of Decatur, Illinois, a municipal corporation.

Section 3. That a plat of said annexed premises is attached hereto as Exhibit B and hereby made a part hereof.

Section 4. That the City Clerk shall cause certified copies of this ordinance to be filed with the County Clerk and recorded by the Recorder of Deeds of Macon County, Illinois.

PRESENTED, PASSED, APPROVED AND RECORDED this 21st day of September 2020.

_____
JULIE MOORE WOLFE, MAYOR

ATTEST:

_____
ANGELA HARPER, DEPUTY CITY CLERK

PETITION FOR ANNEXATION

TO THE HONORABLE MAYOR AND CITY COUNCIL OF THE CITY OF DECATUR, ILLINOIS:

The undersigned, under oath, respectfully represents as follows:

1. That he/she is an owner of record, or an elector (person registered to vote) residing therein, of all the property herein described.
2. That at least 51% of the electors (person(s) registered to vote) who reside on the property herein described have signed and do join in the petition.
3. That the property herein described is not within the corporate limits of any municipality.
4. That the property herein described is contiguous (adjacent) to the City of Decatur.
5. That only the following listed adult person(s) (over 18 years of age) reside in the property to be annexed. (Please list the name of each adult person residing in the property to be annexed, including middle initial.)

   Robert E. White

   Deborah K. White

6. That the petitioner(s) request(s) that the City of Decatur, annex the property commonly described as 3436 Ferris Drive, and legally described as follows:

   LOT THIRTY-SIX (36) OF SOUTH HILLTOPN SUBDIVISION, AS PER PLAT RECORDED IN BOOK 300, PAGE 212 OF THE RECORDS IN THE RECORDER'S OFFICE OF MACON COUNTY, ILLINOIS. SITUATED IN MACON COUNTY, ILLINOIS.

PIN #_17-12-33-302-009_

WHEREFORE, petitioner(s) request(s) the above described property be annexed to the City of Decatur, in accordance with the Statutes in such case made and provided.

SIGNATURE	PRINTED NAME	STREET ADDRESS, CITY, STATE
Robert E. White	Robert E. White	3436 Ferris Drive
Deborah K. White	Deborah K. White	3436 Ferris Drive
		Decatur, Il. 62521

Signed and sworn to before me this 23rd day of July, 2020

Nina Brown
Notary Public

OFFICIAL SEAL
NINA BROWN
NOTARY PUBLIC - STATE OF ILLINOIS
MY COMMISSION EXPIRES 09-16-2023

(Rev. 12/2014)

K:\Common\CVCPW\Annexations\Forced Annexations\2020 Annexations\2020 Forced Annexations 27th List\3436 Ferris Drive\3436 Ferris Dr Plat.dwg

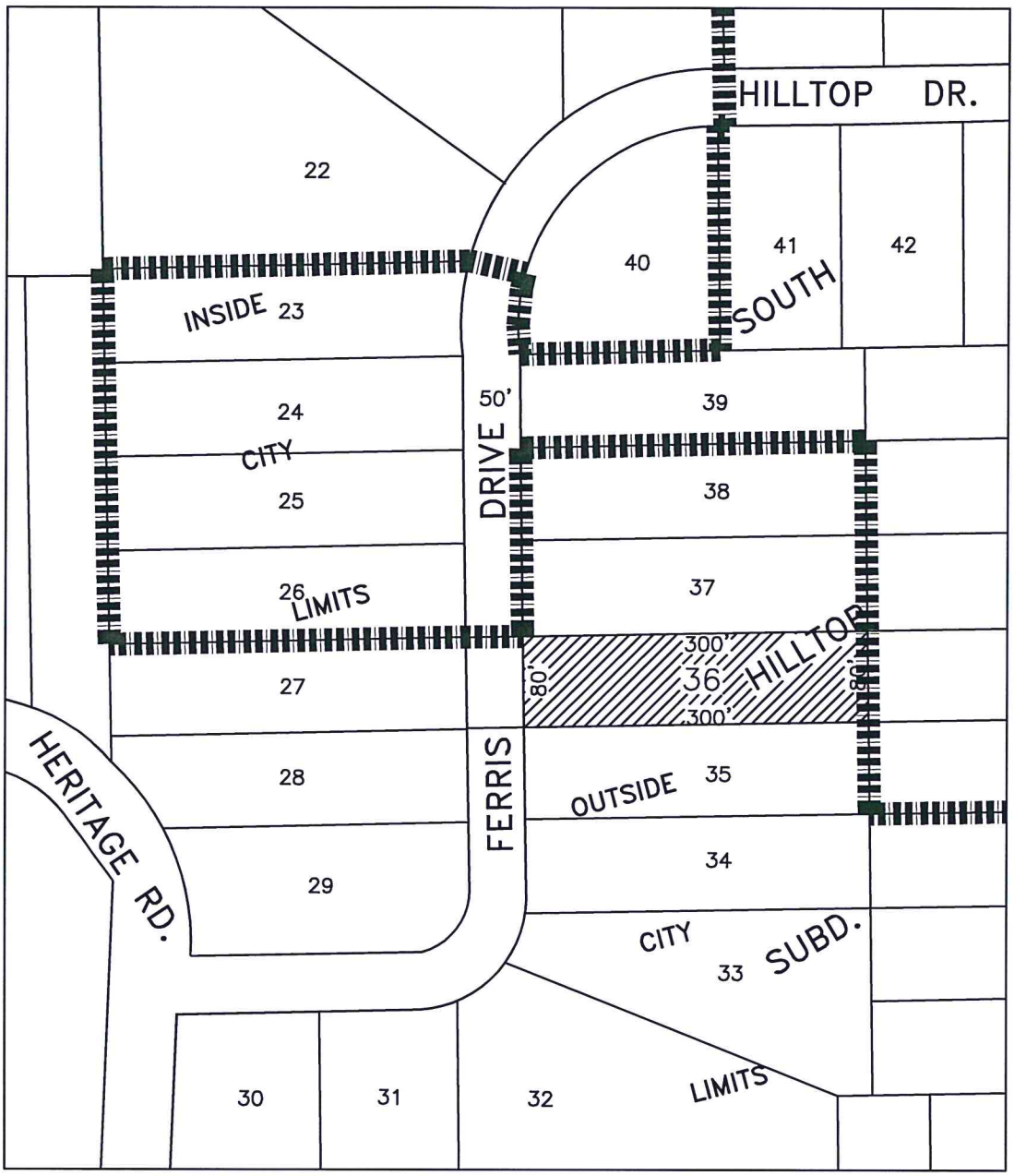

PLAT OF TERRITORY ANNEXED TO THE CITY OF DECATUR, ILLINOIS

3436 FERRIS DRIVE

indicates territory annexed

indicates existing corporate limits

0.551± **acres**

AREA 0.0008± **sq. miles**

0 **lin. ft. of public road**

SOUTH WHEATLAND **township**

N.T.S.

MATTHEW C. NEWELL
062-048941
REGISTERED PROFESSIONAL ENGINEER OF ILLINOIS

5-10-20

CITY ENGINEER – DECATUR, ILLINOIS
ILLINOIS PROFESSIONAL ENGINEER # 062-048941
LICENSE EXPIRES NOV. 30, 2021

All dimensions shown hereon are dimensions of record. The annexation plat has been prepared from data in public records and legal descriptions provided by the petitioner. It is not the result of a survey performed on the ground.

ORDINANCE NO: _____

DEPARTMENT OF PUBLIC WORKS
ENGINEERING DIVISION

DATE: _____

Public Works

DATE: 9/11/2020

MEMO: 2020-128

TO: Honorable Mayor Julie Moore Wolfe and City Council Members

FROM: Scot Wrighton, City Manager
Matt Newell, P.E., Public Works Director

SUBJECT: Ordinance Annexing Territory 2060 Solar Avenue

ATTACHMENTS:

Description	Type
Ordinance Annexing Territory 2060 Solar Avenue	Ordinance

ORDINANCE NO. _____

ORDINANCE ANNEXING TERRITORY
2060 SOLAR AVENUE

WHEREAS, there having been filed with the City Clerk, and by said Clerk presented to the Council herewith and attached as Exhibit A, the petition under oath of Tucker Bird, requesting that there be annexed to the City territory described as:

LOT SIX (6) OF SOLAR HEIGHTS SUBDIVISION, AS PER PLAT RECORDED IN BOOK 1575, PAGE 245 OF THE RECORDS IN THE RECORDER'S OFFICE OF MACON COUNTY, ILLINOIS. (EXCEPT COAL AND OTHER MINERALS PREVIOUSLY RESERVED OR CONVEYED AND THE RIGHT TO MINE AND REMOVE THE SAME). SITUATED IN MACON COUNTY, ILLINOIS.

PIN# 07-07-33-302-012

WHEREAS, it appears said petition is signed by the owners of record of all land within such territory and by at least 51% of the electors residing therein, and that said territory is contiguous to the City and not within the corporate limits of any city, village or incorporated town or other municipality, and,

WHEREAS, notice of intention to take action for annexation has been given as required.

NOW THEREFORE, BE IT ORDAINED, BY THE CITY COUNCIL OF THE CITY OF DECATUR, ILLINOIS:

Section 1. That said petition and the request thereof be, and the same are hereby, approved.

Section 2. That said territory hereinabove described, along with all parts of public highways therein or next and adjacent thereto not heretofore annexed, if any, be, and the

same are hereby, annexed to and are incorporated into the limits of the City of Decatur, Illinois, a municipal corporation.

Section 3. That a plat of said annexed premises is attached hereto as Exhibit B and hereby made a part hereof.

Section 4. That the City Clerk shall cause certified copies of this ordinance to be filed with the County Clerk and recorded by the Recorder of Deeds of Macon County, Illinois.

PRESENTED, PASSED, APPROVED AND RECORDED this 21st day of September 2020.

_____
JULIE MOORE WOLFE, MAYOR

ATTEST:

_____
ANGELA HARPER, DEPUTY CITY CLERK

PETITION FOR ANNEXATION

TO THE HONORABLE MAYOR AND CITY COUNCIL OF THE CITY OF DECATUR, ILLINOIS:

The undersigned, under oath, respectfully represents as follows:

1. That he/she is an owner of record, or an elector (person registered to vote) residing therein, of all the property herein described.
2. That at least 51% of the electors (person(s) registered to vote) who reside on the property herein described have signed and do join in the petition.
3. That the property herein described is not within the corporate limits of any municipality.
4. That the property herein described is contiguous (adjacent) to the City of Decatur.
5. That only the following listed adult person(s) (over 18 years of age) reside in the property to be annexed. (Please list the name of each adult person residing in the property to be annexed, including middle initial.)_____

   Tucker Bird

6. That the petitioner(s) request(s) that the City of Decatur, annex the property commonly described as 2060 Solar Avenue, and legally described as follows:

LOT SIX (6) OF SOLAR HEIGHTS SUBDIVISION, AS PER PLAT RECORDED IN BOOK 1575, PAGE 245 OF THE RECORDS IN THE RECORDER'S OFFICE OF MACON COUNTY, ILLINOIS. (EXCEPT COAL AND OTHER MINERALS PREVIOUSLY RESERVED OR CONVEYED AND THE RIGHT TO MINE AND REMOVE THE SAME). SITUATED IN MACON COUNTY, ILLINOIS.

PIN #_07-07-33-302-012__

WHEREFORE, petitioner(s) request(s) the above described property be annexed to the City of Decatur, in accordance with the Statutes in such case made and provided.

SIGNATURE	PRINTED NAME	STREET ADDRESS, CITY, STATE
	Tucker Bird	2060 Solar Ave
		Decatur IL. 62526

Signed and sworn to before me this 21 day of August, 20 20

Kirsten A. Born
Notary Public

KIRSTEN A. BORN
OFFICIAL SEAL
Notary Public - State of Illinois
My Commission Expires Aug 28, 2023

K:\Common\CVCPW\Annexations\Forced Annexations\2020 Annexations\2020 Forced Annexations 27th List\2060 Solar Avenue\2060 Solar Ave Plat.dwg

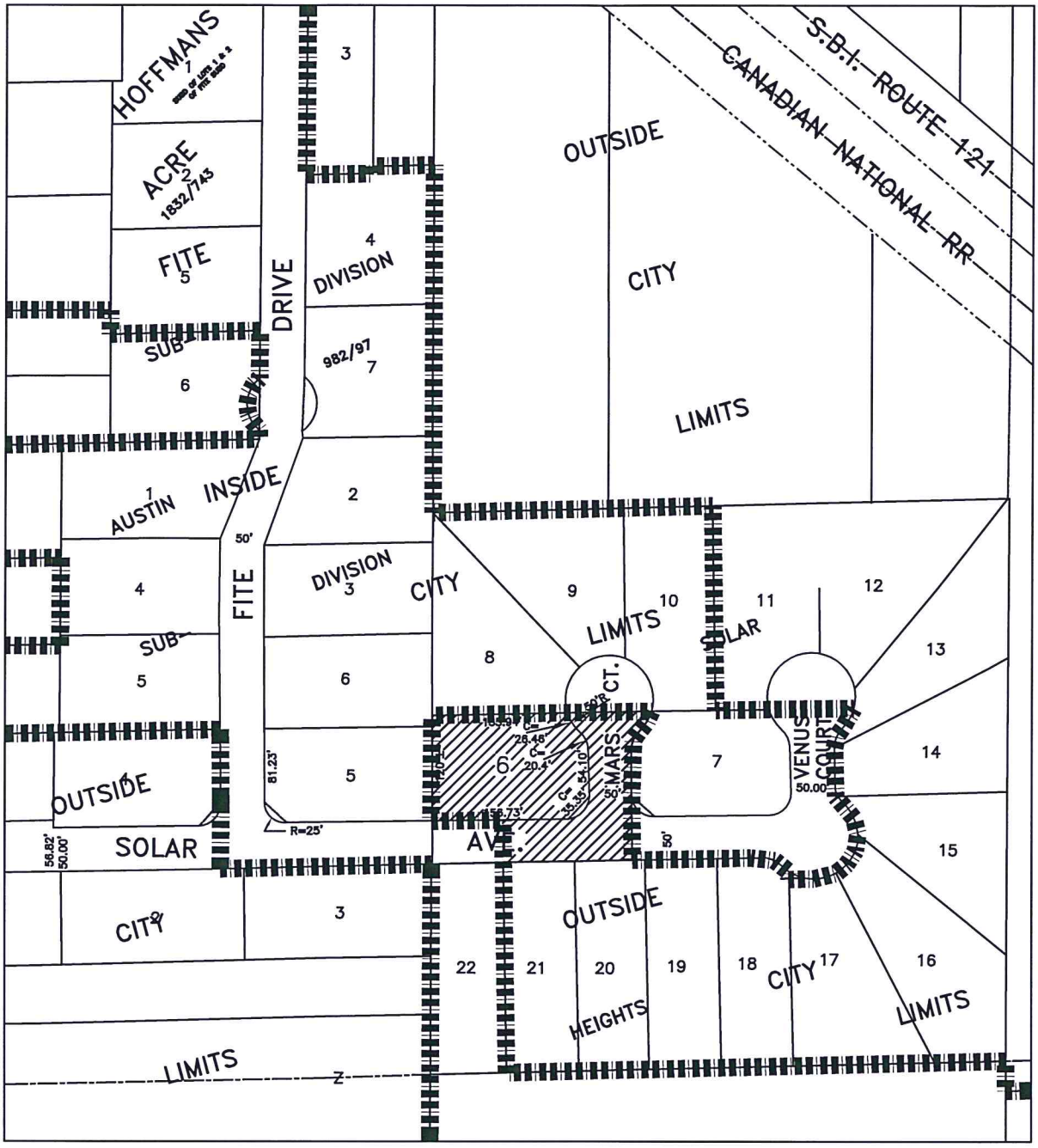

PLAT OF TERRITORY ANNEXED TO THE CITY OF DECATUR, ILLINOIS

2060 SOLAR AVENUE

indicates territory annexed

indicates existing corporate limits

0.755± acres

AREA 0.0012± sq. miles

262± lin. ft. of public road

HICKORY POINT township

N.T.S.

MATTHEW C. NEWELL
062-048941
REGISTERED PROFESSIONAL ENGINEER OF ILLINOIS

9-10-20

CITY ENGINEER – DECATUR, ILLINOIS
ILLINOIS PROFESSIONAL ENGINEER # 062–048941
LICENSE EXPIRES NOV. 30, 2021

All dimensions shown hereon are dimensions of record. The annexation plat has been prepared from data in public records and legal descriptions provided by the petitioner. It is not the result of a survey performed on the ground.

ORDINANCE NO: _____

DATE: _____

DEPARTMENT OF PUBLIC WORKS
ENGINEERING DIVISION

Public Works

DATE: 9/11/2020

MEMO: 2020-128

TO: Honorable Mayor Julie Moore Wolfe and City Council Members

FROM: Scot Wrighton, City Manager
Matt Newell, P.E., Public Works Director

SUBJECT: Ordinance Annexing Territory 3185 North Westlawn Avenue

ATTACHMENTS:

Description	Type
Ordinance Annexing Territory 3185 North Westlawn Avenue	Ordinance

ORDINANCE NO. _____

ORDINANCE ANNEXING TERRITORY
3185 NORTH WESTLAWN AVENUE

WHEREAS, there having been filed with the City Clerk, and by said Clerk presented to the Council herewith and attached as Exhibit A, the petition under oath of Daniel J. Trimmer, Marianne P. Trimmer and Heather J. Monson, requesting that there be annexed to the City territory described as:

THE SOUTH HALF OF THE FOLLOWING DESCRIBED TRACT: COMMENCING AT THE SOUTHEAST CORNER OF THE NORTHEAST QUARTER OF THE SOUTHEAST QUARTER OF SECTION THIRTY-TWO (32), TOWNSHIP SEVENTEEN (17) NORTH, RANGE TWO (2) EAST OF THE 3RD P.M.; THENCE NORTH 4 CHAINS; THENCE WEST 2-1/2 CHAINS; THENCE SOUTH 4 CHAINS; THENCE EAST 2-1/2 CHAINS TO THE PLACE OF BEGINNING; SITUATED IN MACON COUNTY, ILLINOIS.

PIN# 07-07-32-435-011

WHEREAS, it appears said petition is signed by the owners of record of all land within such territory and by at least 51% of the electors residing therein, and that said territory is contiguous to the City and not within the corporate limits of any city, village or incorporated town or other municipality, and,

WHEREAS, notice of intention to take action for annexation has been given as required.

NOW THEREFORE, BE IT ORDAINED, BY THE CITY COUNCIL OF THE CITY OF DECATUR, ILLINOIS:

Section 1. That said petition and the request thereof be, and the same are hereby, approved.

Section 2. That said territory hereinabove described, along with all parts of public highways therein or next and adjacent thereto not heretofore annexed, if any, be, and the same are hereby, annexed to and are incorporated into the limits of the City of Decatur, Illinois, a municipal corporation.

Section 3. That a plat of said annexed premises is attached hereto as Exhibit B and hereby made a part hereof.

Section 4. That the City Clerk shall cause certified copies of this ordinance to be filed with the County Clerk and recorded by the Recorder of Deeds of Macon County, Illinois.

PRESENTED, PASSED, APPROVED AND RECORDED this 21st day of September 2020.

_____
JULIE MOORE WOLFE, MAYOR

ATTEST:

_____
ANGELA HARPER, DEPUTY CITY CLERK

The ***RESIDENTIAL - OCCUPIED***

PETITION FOR ANNEXATION

TO THE HONORABLE MAYOR AND CITY COUNCIL OF THE CITY OF DECATUR, ILLINOIS:

The undersigned, under oath, respectfully represents as follows:

1. That he/she is an owner of record, or an elector (person registered to vote) residing therein, of all the property herein described.
2. That at least 51% of the electors (person(s) registered to vote) who reside on the property herein described have signed and do join in the petition.
3. That the property herein described is not within the corporate limits of any municipality.
4. That the property herein described is contiguous (adjacent) to the City of Decatur.
5. That only the following listed adult person(s) (over 18 years of age) reside in the property to be annexed. (Please list the name of each adult person residing in the property to be annexed, including middle initial.)_____

_____

_____

6. That the petitioner(s) request(s) that the City of Decatur, annex the property commonly described as 3185 North Westlawn Avenue, and legally described as follows:

THE SOUTH HALF OF THE FOLLOWING DESCRIBED TRACT: COMMENCING AT THE SOUTHEAST CORNER OF THE NORTHEAST QUARTER OF THE SOUTHEAST QUARTER OF SECTION THIRTY-TWO (32), TOWNSHIP SEVENTEEN (17) NORTH, RANGE TWO (2) EAST OF THE 3RD P.M.; THENCE NORTH 4 CHAINS; THENCE WEST 2-1/2 CHAINS; THENCE SOUTH 4 CHAINS; THENCE EAST 2-1/2 CHAINS TO THE PLACE OF BEGINNING; SITUATED IN MACON COUNTY, ILLINOIS.

PIN #_07-07-32-435-011_

WHEREFORE, petitioner(s) request(s) the above described property be annexed to the City of Decatur, in accordance with the Statutes in such case made and provided.

SIGNATURE	PRINTED NAME	STREET ADDRESS, CITY, STATE
Daniel J. Trimmer	DANIEL J. TRIMMER	3155 N. WESTLAWN AVE. DECATUR, IL 62526
Marianne P. Trimmer	MARIANNE P. TRIMMER	3155 N. WESTLAWN AVE DECATUR, IL 62526

Signed and sworn to before me this 3rd day of August, 2020

Tara R Bachstein
Notary Public

TARA R. BACHSTEIN
OFFICIAL SEAL
Notary Public - State of Illinois
My Commission Expires May 12, 2023

(Rev. 12/2014)

The ***RESIDENTIAL - OCCUPIED***

PETITION FOR ANNEXATION

TO THE HONORABLE MAYOR AND CITY COUNCIL OF THE CITY OF DECATUR, ILLINOIS:

The undersigned, under oath, respectfully represents as follows:

1. That he/she is an owner of record, or an elector (person registered to vote) residing therein, of all the property herein described.
2. That at least 51% of the electors (person(s) registered to vote) who reside on the property herein described have signed and do join in the petition.
3. That the property herein described is not within the corporate limits of any municipality.
4. That the property herein described is contiguous (adjacent) to the City of Decatur.
5. That only the following listed adult person(s) (over 18 years of age) reside in the property to be annexed. (Please list the name of each adult person residing in the property to be annexed, including middle initial.)_____

   Heather J. Monson

6. That the petitioner(s) request(s) that the City of Decatur, annex the property commonly described as 3185 North Westlawn Avenue, and legally described as follows:

   THE SOUTH HALF OF THE FOLLOWING DESCRIBED TRACT: COMMENCING AT THE SOUTHEAST CORNER OF THE NORTHEAST QUARTER OF THE SOUTHEAST QUARTER OF SECTION THIRTY-TWO (32), TOWNSHIP SEVENTEEN (17) NORTH, RANGE TWO (2) EAST OF THE 3RD P.M.; THENCE NORTH 4 CHAINS; THENCE WEST 2-1/2 CHAINS; THENCE SOUTH 4 CHAINS; THENCE EAST 2-1/2 CHAINS TO THE PLACE OF BEGINNING; SITUATED IN MACON COUNTY, ILLINOIS.

PIN #_07-07-32-435-011_

WHEREFORE, petitioner(s) request(s) the above described property be annexed to the City of Decatur, in accordance with the Statutes in such case made and provided.

SIGNATURE	PRINTED NAME	STREET ADDRESS, CITY, STATE
Heather J. Monson	Heather J. Monson	
Heather J. Monson		3185 N. Westlawn Ave.
		Decatur, Ill

Signed and sworn to before me this 17th day of August, 20 20

Jill L. Crawford
Notary Public

OFFICIAL SEAL
JILL L. CRAWFORD
Notary Public - State of Illinois
My Commission Expires 12/28/2020

(Rev. 12/2014)

K:\Common\CVCPW\Annexations\Forced Annexations\2020 Annexations\2020 Forced Annexations 27th List\3185 North Westlawn Avenue\3185 N Westlawn Ave Plat.dwg

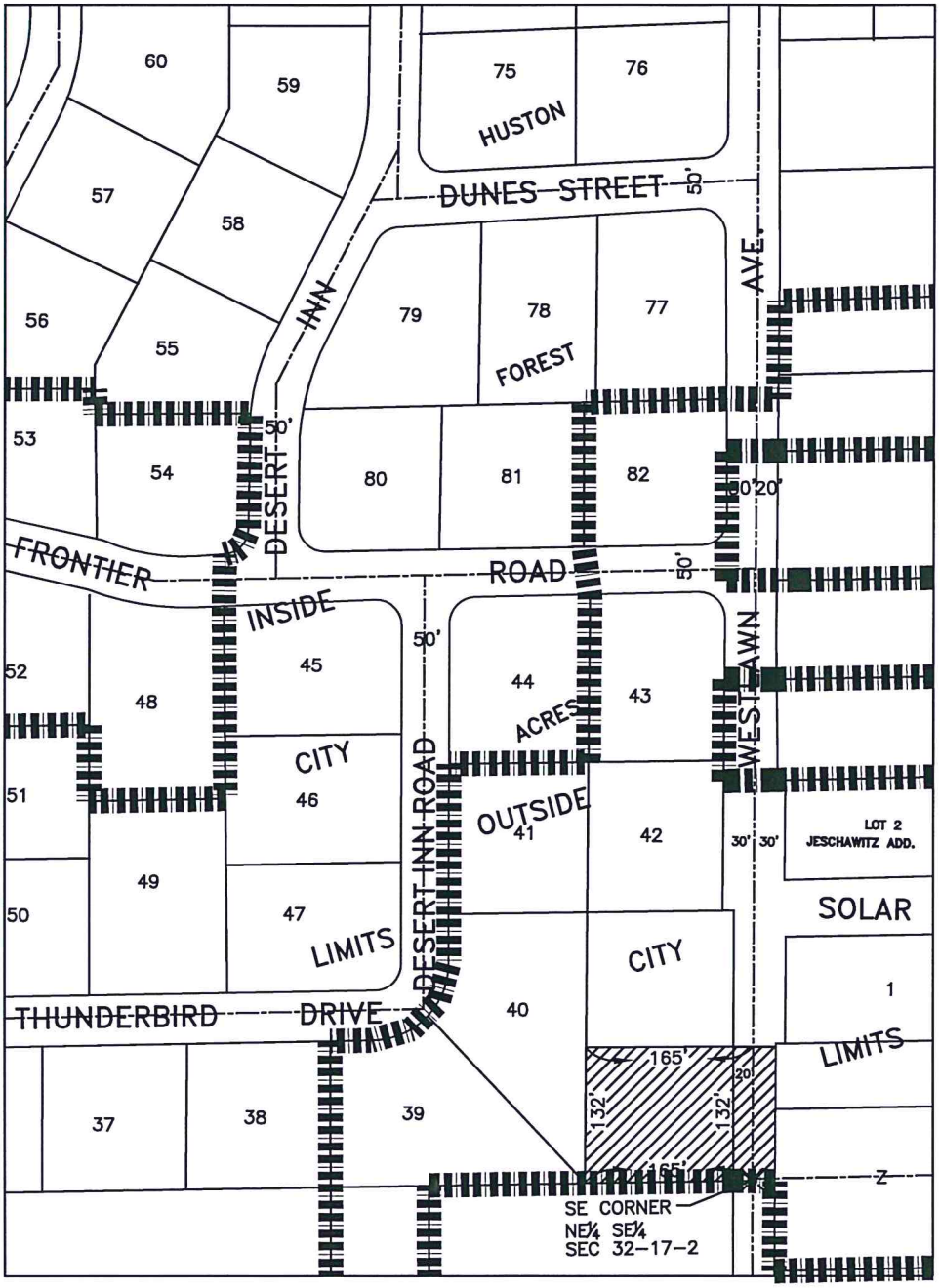

PLAT OF TERRITORY ANNEXED TO THE CITY OF DECATUR, ILLINOIS

3185 NORTH WESTLAWN AVENUE

indicates territory annexed

indicates existing corporate limits

0.500± **acres**

AREA 0.0008± **sq. miles**

132± **lin. ft. of public road**

HICKORY POINT **township**

N.T.S.

MATTHEW C. NEWELL
062-048941
REGISTERED PROFESSIONAL ENGINEER OF ILLINOIS

4-10-20

CITY ENGINEER – DECATUR, ILLINOIS
ILLINOIS PROFESSIONAL ENGINEER # 062-048941
LICENSE EXPIRES NOV. 30, 2021

All dimensions shown hereon are dimensions of record. The annexation plat has been prepared from data in public records and legal descriptions provided by the petitioner. It is not the result of a survey performed on the ground.

ORDINANCE NO: _____

DEPARTMENT OF PUBLIC WORKS
ENGINEERING DIVISION

DATE: _____

Public Works

DATE: 9/11/2020

MEMO: 2020-128

TO: Honorable Mayor Julie Moore Wolfe and City Council Members

FROM: Scot Wrighton, City Manager
Matt Newell, P.E., Public Works Director

SUBJECT: Ordinance Annexing Territory 3225 North Westlawn Avenue

ATTACHMENTS:

Description	Type
Ordinance Annexing Territory 3225 North Westlawn Avenue	Ordinance

ORDINANCE NO. _____

ORDINANCE ANNEXING TERRITORY
3225 NORTH WESTLAWN AVENUE

WHEREAS, there having been filed with the City Clerk, and by said Clerk presented to the Council herewith and attached as Exhibit A, the petition under oath of Stuart C. Jacobs, Karla K. Jacobs, Dalton E. Jacobs and Kolton L. Jacobs, requesting that there be annexed to the City territory described as:

LOT FORTY-TWO (42) OF HUSTON FOREST ACRES, AS PER PLAT RECORDED IN BOOK 300 PAGE 350 OF THE RECORDS IN THE RECORDER'S OFFICE OF MACON COUNTY, ILLINOIS. (EXCEPT COAL AND OTHER MINERALS UNDERLYING THE SURFACE OF SAID LAND AND ALL RIGHTS AND EASEMENTS IN FAVOR OF THE ESTATE OF SAID COAL AND OTHER MINERALS). SITUATED IN MACON COUNTY, ILLINOIS.

PIN# 07-07-32-435-009

WHEREAS, it appears said petition is signed by the owners of record of all land within such territory and by at least 51% of the electors residing therein, and that said territory is contiguous to the City and not within the corporate limits of any city, village or incorporated town or other municipality, and,

WHEREAS, notice of intention to take action for annexation has been given as required.

NOW THEREFORE, BE IT ORDAINED, BY THE CITY COUNCIL OF THE CITY OF DECATUR, ILLINOIS:

Section 1. That said petition and the request thereof be, and the same are hereby, approved.

Section 2. That said territory hereinabove described, along with all parts of public highways therein or next and adjacent thereto not heretofore annexed, if any, be, and the same are hereby, annexed to and are incorporated into the limits of the City of Decatur, Illinois, a municipal corporation.

Section 3. That a plat of said annexed premises is attached hereto as Exhibit B and hereby made a part hereof.

Section 4. That the City Clerk shall cause certified copies of this ordinance to be filed with the County Clerk and recorded by the Recorder of Deeds of Macon County, Illinois.

PRESENTED, PASSED, APPROVED AND RECORDED this 21st day of September 2020.

_____
JULIE MOORE WOLFE, MAYOR

ATTEST:

_____
ANGELA HARPER, DEPUTY CITY CLERK

PETITION FOR ANNEXATION

TO THE HONORABLE MAYOR AND CITY COUNCIL OF THE CITY OF DECATUR, ILLINOIS:

The undersigned, under oath, respectfully represents as follows:

1. That he/she is an owner of record, or an elector (person registered to vote) residing therein, of all the property herein described.
2. That at least 51% of the electors (person(s) registered to vote) who reside on the property herein described have signed and do join in the petition.
3. That the property herein described is not within the corporate limits of any municipality.
4. That the property herein described is contiguous (adjacent) to the City of Decatur.
5. That only the following listed adult person(s) (over 18 years of age) reside in the property to be annexed. (Please list the name of each adult person residing in the property to be annexed, including middle initial.)

   Stuart C Jacobs, Karla K Jacobs, Dalton E Jacobs, Kolton L Jacobs

6. That the petitioner(s) request(s) that the City of Decatur, annex the property commonly described as 3225 North Westlawn Avenue, and legally described as follows:

   LOT FORTY-TWO (42) OF HUSTON FOREST ACRES, AS PER PLAT RECORDED IN BOOK 300 PAGE 350, OF THE RECORDS IN TE RECORDER'S OFFICE OF MACON COUNTY, ILLINOIS. (EXCEPT COAL AND OTHER MINERALS UNDERLYING THE SURFACE OF SAID LAND AND ALL RIGHTS AND EASEMENTS IN FAVOR OF THE ESTATE OF SAID COAL AND OTHER MINERALS). SITUATED IN MACON COUNTY, ILLINOIS.

PIN #__07-07-32-435-009_

WHEREFORE, petitioner(s) request(s) the above described property be annexed to the City of Decatur, in accordance with the Statutes in such case made and provided.

SIGNATURE	PRINTED NAME	STREET ADDRESS, CITY, STATE
Stuart Jacobs	Stuart Jacobs	3225 N Westlawn Decatur, Il
Karla Jacobs	Karla Jacobs	"
Dalton Jacobs	Dalton Jacobs	"
Kolton Jacobs	Kolton Jacobs	"

Signed and sworn to before me this 28th day of August, 2020

Kathy L. Gerhold
Notary Public

"OFFICIAL SEAL"
KATHY L. GERHOLD
NOTARY PUBLIC, STATE OF ILLINOIS
MY COMMISSION EXPIRES 07-29-2021

K:\Common\CVCPW\Annexations\Forced Annexations\2020 Annexations\2020 Forced Annexations 27th List\3225 North Westlawn Avenue\3225 N Westlawn Ave Plat.dwg

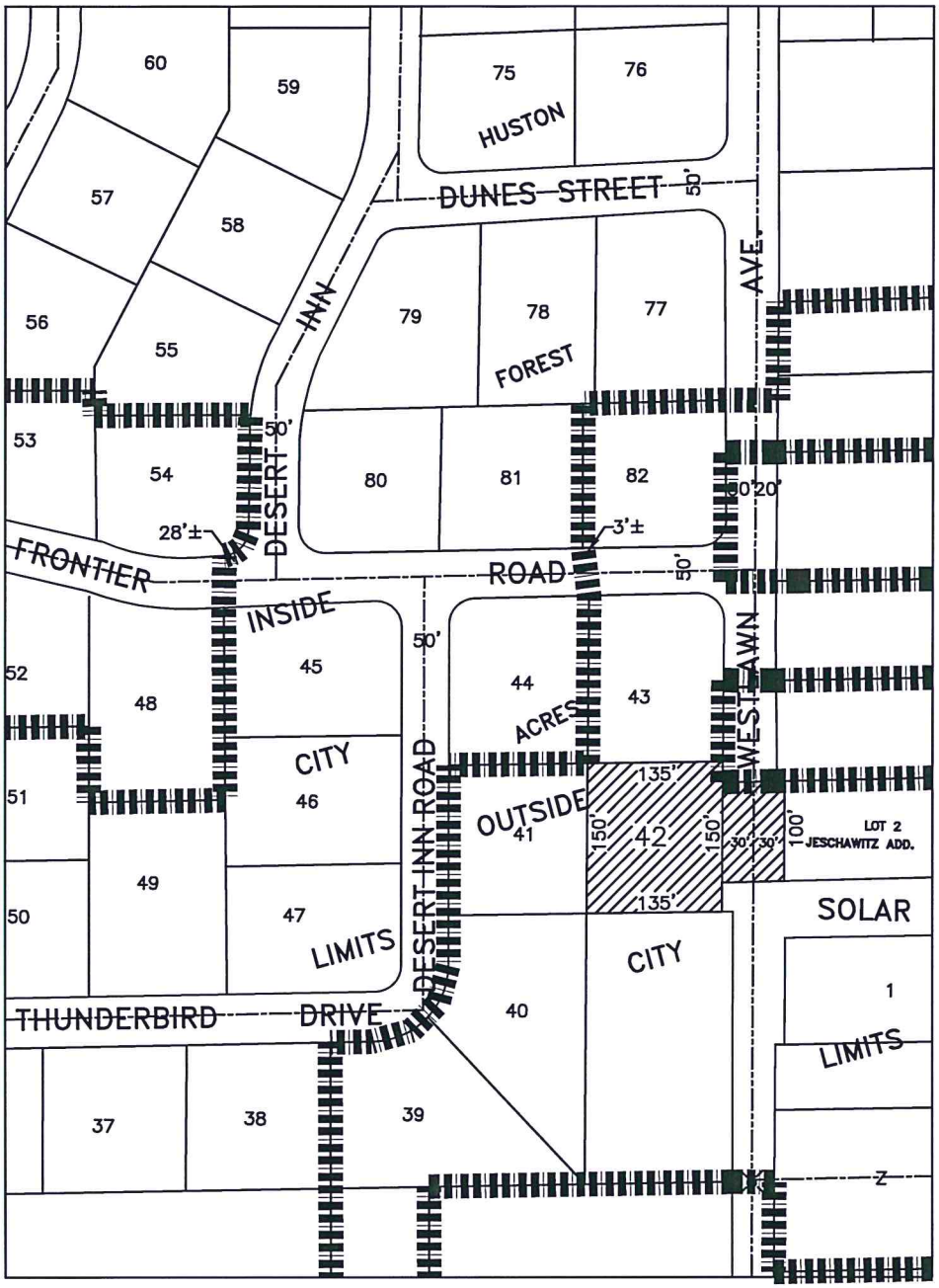

PLAT OF TERRITORY ANNEXED TO THE CITY OF DECATUR, ILLINOIS

3225 NORTH WESTLAWN AVENUE

indicates territory annexed

indicates existing corporate limits

0.465± **acres**

AREA 0.0007± **sq. miles**

100± **lin. ft. of public road**

HICKORY POINT **township**

N.T.S.

MATTHEW C. NEWELL
062-048941
REGISTERED PROFESSIONAL ENGINEER OF ILLINOIS

9-10-20

CITY ENGINEER – DECATUR, ILLINOIS
ILLINOIS PROFESSIONAL ENGINEER # 062–048941
LICENSE EXPIRES NOV. 30, 2021

All dimensions shown hereon are dimensions of record. The annexation plat has been prepared from data in public records and legal descriptions provided by the petitioner. It is not the result of a survey performed on the ground.

ORDINANCE NO: _____

DATE: _____

DEPARTMENT OF PUBLIC WORKS
ENGINEERING DIVISION

Public Works

DATE: 9/11/2020

MEMO: 2020-128

TO: Honorable Mayor Julie Moore Wolfe and City Council Members

FROM: Scot Wrighton, City Manager
Matt Newell, P.E., Public Works Director

SUBJECT: Ordinance Annexing Territory 2451 Wilcox Lane

ATTACHMENTS:

Description	Type
Ordinance Annexing Territory 2451 Wilcox Lane	Ordinance

ORDINANCE NO. _____

ORDINANCE ANNEXING TERRITORY
2451 WILCOX LANE

WHEREAS, there having been filed with the City Clerk, and by said Clerk presented to the Council herewith and attached as Exhibit A, the petition under oath of Joseph C. Howard, Brenda Howard, Jeffrey A. Howard and Robin M. Howard, requesting that there be annexed to the City territory described as:

LOT 36 OF WILCOX WAYSIDE FARMS ADDITION, AS PER PLAT RECORDED IN BOOK 300, PAGE 186 OF THE RECORDS IN THE RECORDER'S OFFICE OF MACON COUNTY, ILLINOIS. SITUATED IN MACON COUNTY, ILLINOIS.

PIN# 04-12-05-303-002

WHEREAS, it appears said petition is signed by the owners of record of all land within such territory and by at least 51% of the electors residing therein, and that said territory is contiguous to the City and not within the corporate limits of any city, village or incorporated town or other municipality, and,

WHEREAS, notice of intention to take action for annexation has been given as required.

NOW THEREFORE, BE IT ORDAINED, BY THE CITY COUNCIL OF THE CITY OF DECATUR, ILLINOIS:

Section 1. That said petition and the request thereof be, and the same are hereby, approved.

Section 2. That said territory hereinabove described, along with all parts of public highways therein or next and adjacent thereto not heretofore annexed, if any, be, and the

same are hereby, annexed to and are incorporated into the limits of the City of Decatur, Illinois, a municipal corporation.

Section 3. That a plat of said annexed premises is attached hereto as Exhibit B and hereby made a part hereof.

Section 4. That the City Clerk shall cause certified copies of this ordinance to be filed with the County Clerk and recorded by the Recorder of Deeds of Macon County, Illinois.

PRESENTED, PASSED, APPROVED AND RECORDED this 21st day of September 2020.

_____
JULIE MOORE WOLFE, MAYOR

ATTEST:

_____
ANGELA HARPER, DEPUTY CITY CLERK

RESIDENTIAL - OCCUPIED

PETITION FOR ANNEXATION

TO THE HONORABLE MAYOR AND CITY COUNCIL OF THE CITY OF DECATUR, ILLINOIS:

The undersigned, under oath, respectfully represents as follows:

1. That he/she is an owner of record, or an elector (person registered to vote) residing therein, of all the property herein described.
2. That at least 51% of the electors (person(s) registered to vote) who reside on the property herein described have signed and do join in the petition.
3. That the property herein described is not within the corporate limits of any municipality.
4. That the property herein described is contiguous (adjacent) to the City of Decatur.
5. That only the following listed adult person(s) (over 18 years of age) reside in the property to be annexed. (Please list the name of each adult person residing in the property to be annexed, including middle initial.)_____

6. That the petitioner(s) request(s) that the City of Decatur, annex the property commonly described as 2451 Wilcox Lane, and legally described as follows:

LOT 36 OF WILCOX WAYSIDE FARMS ADDITION, AS PER PLAT RECORDED IN BOOK 300, PAGE 186 OF THE RECORDS IN THE RECORDER'S OFFICE OF MACON COUNTY, ILIINOIS. SITUATED IN MACON COUNTY, ILLINOIS.

PIN #04-12-05-303-002_____

WHEREFORE, petitioner(s) request(s) the above described property be annexed to the City of Decatur, in accordance with the Statutes in such case made and provided.

	PRINTED NAME	ADDRESS, CITY, STATE
Joseph C Howard	Joseph C Howard	184 Caribou St Danville AL
Brenda Howard	Brenda Howard	184 Caribou St Danville AL 36322

Signed and sworn to before me this 3rd day of August, 2020

Cara D. Gates
Notary Public

(Rev. 12/2014)

CARA D. GATES
My Commission Expires
September 24, 2023

RESIDENTIAL - OCCUPIED

PETITION FOR ANNEXATION

TO THE HONORABLE MAYOR AND CITY COUNCIL OF THE CITY OF DECATUR, ILLINOIS:

The undersigned, under oath, respectfully represents as follows:

1. That he/she is an owner of record, or an elector (person registered to vote) residing therein, of all the property herein described.
2. That at least 51% of the electors (person(s) registered to vote) who reside on the property herein described have signed and do join in the petition.
3. That the property herein described is not within the corporate limits of any municipality.
4. That the property herein described is contiguous (adjacent) to the City of Decatur.
5. That only the following listed adult person(s) (over 18 years of age) reside in the property to be annexed. (Please list the name of each adult person residing in the property to be annexed, including middle initial.)

Jeffrey A Howard
Robin M Howard

6. That the petitioner(s) request(s) that the City of Decatur, annex the property commonly described as 2451 Wilcox Lane, and legally described as follows:

LOT 36 OF WILCOX WAYSIDE FARMS ADDITION, AS PER PLAT RECORDED IN BOOK 300, PAGE 186 OF THE RECORDS IN THE RECORDER'S OFFICE OF MACON COUNTY, ILIINOIS. SITUATED IN MACON COUNTY, ILLINOIS.

PIN #04-12-05-303-002

WHEREFORE, petitioner(s) request(s) the above described property be annexed to the City of Decatur, in accordance with the Statutes in such case made and provided.

SIGNATURE	PRINTED NAME	STREET ADDRESS, CITY, STATE
Jeffrey A Howard	Jeffrey A Howard	2451 Wilcox Ln Decatur Il 62526
Robin M Howard	Robin M Howard	2451 Wilcox Ln Decatur IL 62526

Signed and sworn to before me this 26 day of June, 2020

Notary Public

(Rev. 12/2014)

"OFFICIAL SEAL"
AMANDA KRALL
NOTARY PUBLIC, STATE OF ILLINOIS
MY COMMISSION EXPIRES 04-13-2022

K:\Common\CVCPW\Annexations\Forced Annexations\2020 Annexations\2020 Forced Annexations 26th List\2451 Wilcox Lane\2451 Wilcox Ln Plat.dwg

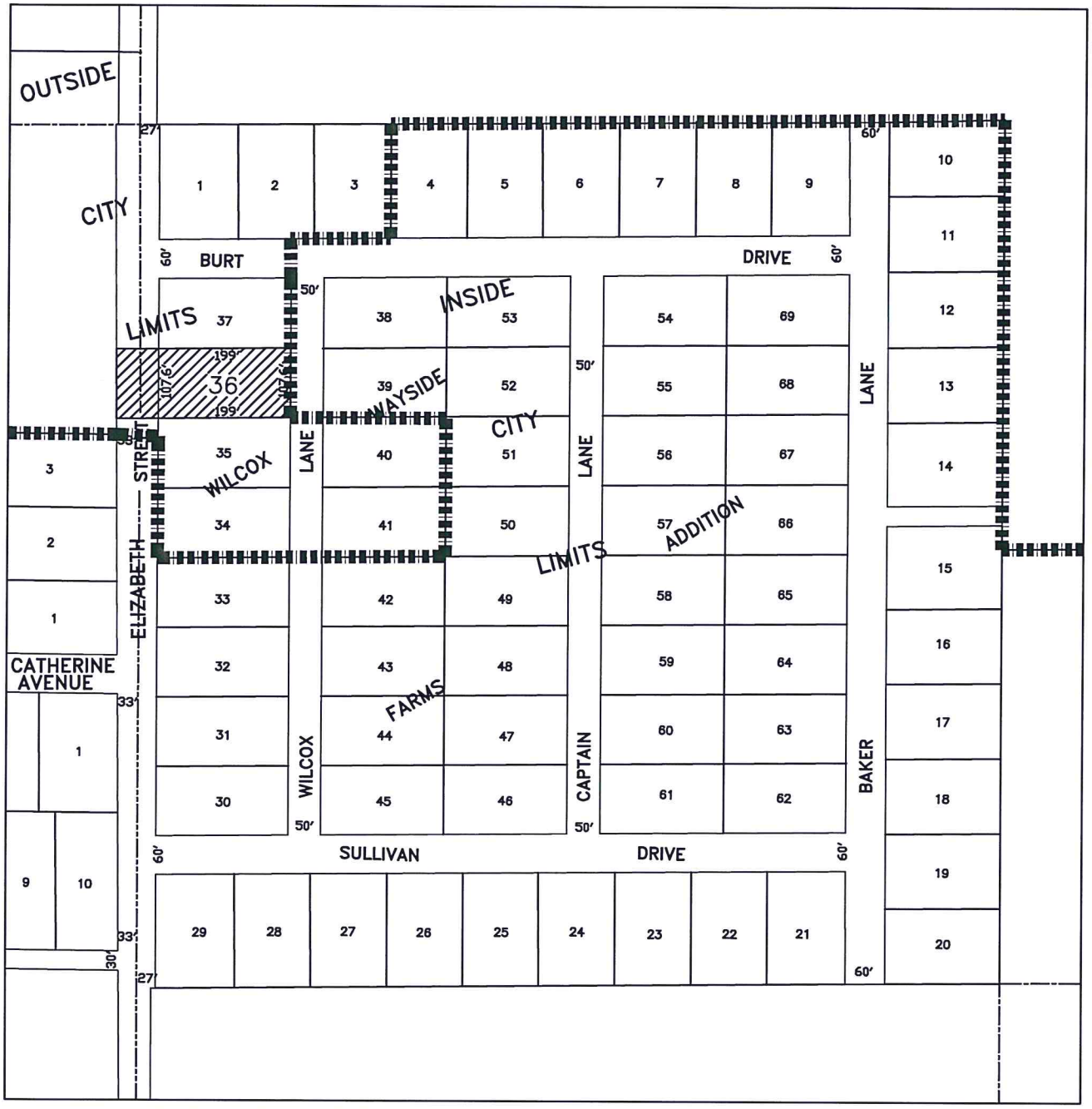

PLAT OF TERRITORY ANNEXED TO THE CITY OF DECATUR, ILLINOIS

2451 WILCOX LANE

indicates territory annexed

indicates existing corporate limits

0.492± acres

AREA 0.0008± sq. miles

108± lin. ft. of public road

DECATUR township

N.T.S.

All dimensions shown hereon are dimensions of record. The annexation plat has been prepared from data in public records and legal descriptions provided by the petitioner. It is not the result of a survey performed on the ground.

MATTHEW C. NEWELL
062-048941
REGISTERED PROFESSIONAL ENGINEER OF ILLINOIS

9-10-20

CITY ENGINEER – DECATUR, ILLINOIS
ILLINOIS PROFESSIONAL ENGINEER # 062–048941
LICENSE EXPIRES NOV. 30, 2021

ORDINANCE NO: _____

DATE: _____

DEPARTMENT OF PUBLIC WORKS
ENGINEERING DIVISION

Public Works

DATE: 9/11/2020

MEMO: 2020-128

TO: Honorable Mayor Julie Moore Wolfe and City Council Members

FROM: Scot Wrighton, City Manager
Matt Newell, P.E., Public Works Director

SUBJECT: Ordinance Annexing Territory 2479 Wilcox Lane

ATTACHMENTS:

Description	Type
Ordinance Annexing Territory 2479 Wilcox Lane	Ordinance

ORDINANCE NO. _____

ORDINANCE ANNEXING TERRITORY
2479 WILCOX LANE

WHEREAS, there having been filed with the City Clerk, and by said Clerk presented to the Council herewith and attached as Exhibit A, the petition under oath of Susan M. Senner-Donaldson and John Donalson, requesting that there be annexed to the City territory described as:

LOT THIRTY-SEVEN (37) OF WILCOX WAYSIDE FARMS ADDITION, AS PER PLAT RECORDED IN BOOK 300, PAGE 186 OF THE RECORDS IN THE RECORDER'S OFFICE OF MACON COUNTY, ILLINOIS.

PIN# 04-12-05-303-001

WHEREAS, it appears said petition is signed by the owners of record of all land within such territory and by at least 51% of the electors residing therein, and that said territory is contiguous to the City and not within the corporate limits of any city, village or incorporated town or other municipality, and,

WHEREAS, notice of intention to take action for annexation has been given as required.

NOW THEREFORE, BE IT ORDAINED, BY THE CITY COUNCIL OF THE CITY OF DECATUR, ILLINOIS:

Section 1. That said petition and the request thereof be, and the same are hereby, approved.

Section 2. That said territory hereinabove described, along with all parts of public highways therein or next and adjacent thereto not heretofore annexed, if any, be, and the same are hereby, annexed to and are incorporated into the limits of the City of Decatur, Illinois, a municipal corporation.

Section 3. That a plat of said annexed premises is attached hereto as Exhibit B and hereby made a part hereof.

Section 4. That the City Clerk shall cause certified copies of this ordinance to be filed with the County Clerk and recorded by the Recorder of Deeds of Macon County, Illinois.

PRESENTED, PASSED, APPROVED AND RECORDED this 21st day of September 2020.

_____
JULIE MOORE WOLFE, MAYOR

ATTEST:

_____
ANGELA HARPER, DEPUTY CITY CLERK

PETITION FOR ANNEXATION

TO THE HONORABLE MAYOR AND CITY COUNCIL OF THE CITY OF DECATUR, ILLINOIS:

The undersigned, under oath, respectfully represents as follows:

1. That he/she is an owner of record, or an elector (person registered to vote) residing therein, of all the property herein described.
2. That at least 51% of the electors (person(s) registered to vote) who reside on the property herein described have signed and do join in the petition.
3. That the property herein described is not within the corporate limits of any municipality.
4. That the property herein described is contiguous (adjacent) to the City of Decatur.
5. That only the following listed adult person(s) (over 18 years of age) reside in the property to be annexed. (Please list the name of each adult person residing in the property to be annexed, including middle initial.)

   Susan Donaldson

   John Donaldson

6. That the petitioner(s) request(s) that the City of Decatur, annex the property commonly described as 2479 Wilcox Lane, and legally described as follows:

   LOT THIRY-SEVEN (37) OF WILCOX WAYSIDE FARMS ADDITION, AS PER PLAT RECORDED IN BOOK 300, PAGE 186 OF THE RECORDS IN THE RECORDER'S OFFICE OF MACON COUNTY, ILLINOIS.

PIN #_04-12-05-303-001_

WHEREFORE, petitioner(s) request(s) the above described property be annexed to the City of Decatur, in accordance with the Statutes in such case made and provided.

SIGNATURE	PRINTED NAME	STREET ADDRESS, CITY, STATE
Susan M Sonner-Donaldson	Susan M Sonner-Donaldson	2479 Wilcox lane
John Donaldson	John Donaldson	2479 Wilcox lane

Signed and sworn to before me this 7th day of August, 2020

Felicia A. Evans
Notary Public

FELICIA A. EVANS
OFFICIAL SEAL
Notary Public - State of Illinois
My Commission Expires Apr 16, 2023

(Rev. 12/2014)

K:\Common\CVCPW\Annexations\Forced Annexations\2020 Annexations\2020 Forced Annexations 27th List\2479 Wilcox Lane\2479 Wilcox Ln Plat.dwg

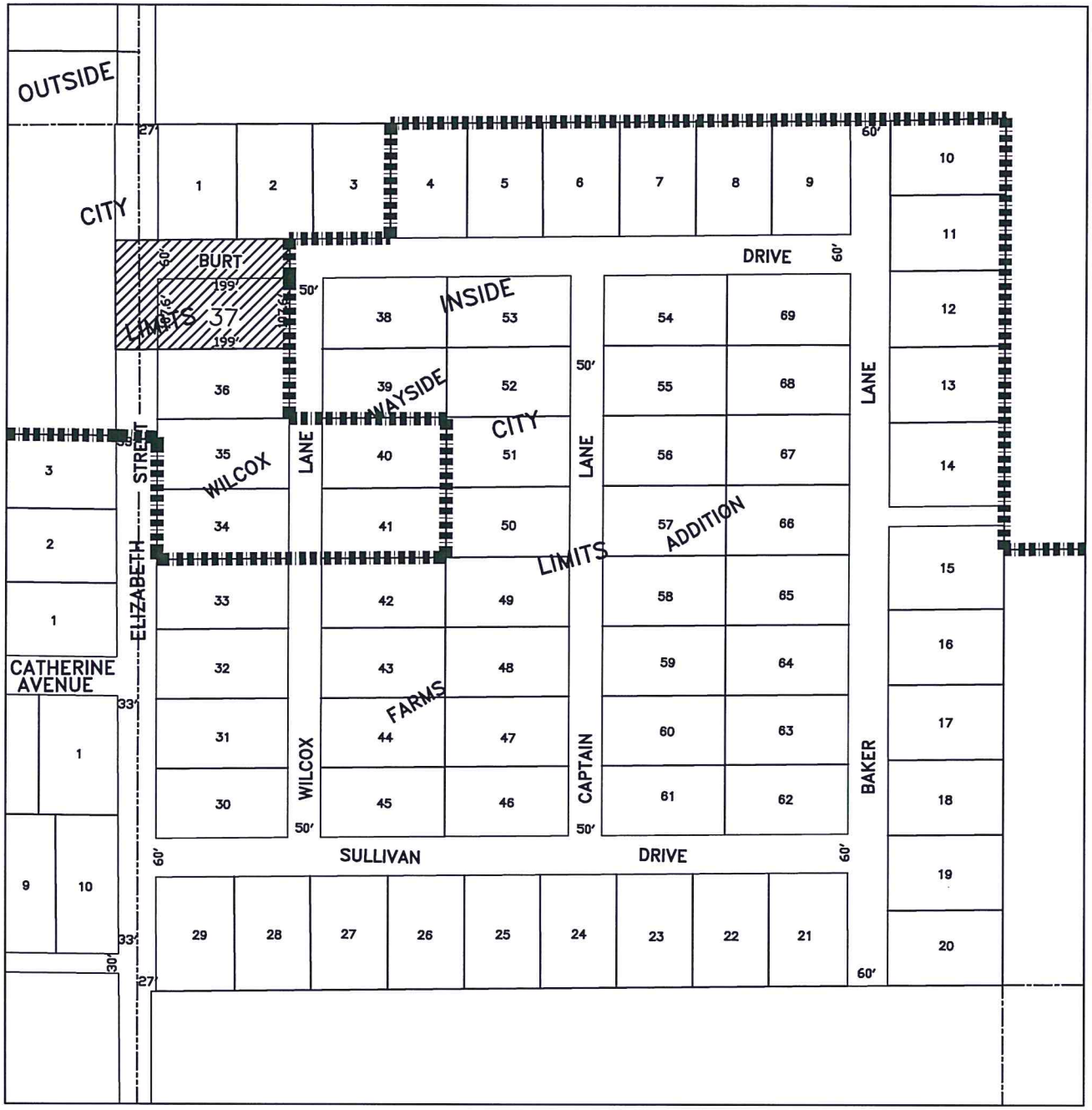

PLAT OF TERRITORY ANNEXED TO THE CITY OF DECATUR, ILLINOIS

2479 WILCOX LANE

indicates territory annexed

indicates existing corporate limits

0.492± acres

AREA 0.0008± sq. miles

307± lin. ft. of public road

DECATUR township

N.T.S.

MATTHEW C. NEWELL
062-048941
REGISTERED PROFESSIONAL ENGINEER OF ILLINOIS

9-10-20

CITY ENGINEER – DECATUR, ILLINOIS
ILLINOIS PROFESSIONAL ENGINEER # 062–048941
LICENSE EXPIRES NOV. 30, 2021

All dimensions shown hereon are dimensions of record. The annexation plat has been prepared from data in public records and legal descriptions provided by the petitioner. It is not the result of a survey performed on the ground.

ORDINANCE NO: _____

DATE: _____

DEPARTMENT OF PUBLIC WORKS
ENGINEERING DIVISION

DATE: 9/17/2020

MEMO:

TO: Mayor Julie Moore Wolfe
City Council Members

FROM: Scot Wrighton, City Manager

SUBJECT: Employee Health Care Clinic

SUMMARY RECOMMENDATION:
Council will receive Study Session material for the Employee Health Care Clinic on Friday, September 18, 2020 in addition to the material being posted online in the City Council packet.

ATTACHMENTS:

Description	Type
Study Session Material	Backup Material

September 18, 2020

City Council Packet Addition

Item VII – Study Session on Employee Health Clinic

September 17, 2020

TO: Mayor & City Council Members

FROM: Scot Wrighton, City Manager

RE: Employee Health Clinic Proposal Study Session

The city spends more than $10 million each year in employee group medical expenses. By expense category, only payroll and pensions consume a larger portion of the city's General Governmental expenditures. The city is pleased to offer its full-time employees and their dependents generous group health care coverage. But at a time when health care costs continue to grow at rates far outstripping both normal inflation and nominal increases in the city's tax and fee revenue streams that pay for group health costs—the city has sought (in the current fiscal year) to control costs *without* decreasing benefits or increasing employee co-pays and deductibles. While it is certainly important for employees to contribute a reasonable percentage of the costs of their group health care benefits; governments have sometimes discovered that if employee deductible and co-pay costs are too high, it can result in deferred or delayed medical treatments which can add to long-term claim costs and a decrease in overall group wellness. So for 2020, the city has elected to pursue two alternative strategies to better manage healthcare costs: 1) unify benefit plans so that all full-time employees have the exact same coverage and benefits (rather than retain separate plans for different employee groups); and 2) reduce total claims through an emphasis on overall employee wellness and giving employees better access to preventive and routine primary care through the services of an "employee clinic." The first strategy is being pursued through collective bargaining. The second strategy is included in the City Council's 9-Point Plan for dealing with the COVID-induced budget and revenue shortfalls; but it was an improvement goal before the pandemic too.

The city of Decatur currently operates a "self-insured" group health care program—meaning the city (not an insurance company) pays most medical claims, lab and pharmaceutical costs. While the city's group plan expenditures include fees paid to third party administrators, excess insurance providers, brokers, and overhead costs; nearly 90% of the city's group health care costs go to paying medical claims (i.e., to local doctors, hospitals, labs, x-ray technicians, specialists and clinics). Consequently, the most effective way to decrease total costs (both employer and employee costs) is to reduce claims by making employees and their dependents healthier, while at the same time providing a more efficient and readily accessible way of obtaining health care at times when it is needed.

According to our records, close to one-third of city employees do not have a regular primary care physician (PCP); and many of the employees that do have a PCP experience difficulty seeing their providers in a timely manner when they need them. This means that care can be deferred or delayed until health situations become more serious. And it means that all too frequently, care is eventually provided at an emergency room or urgent care facility where the

costs are higher than they would be if attended by a PCP and his/her staff. Under this system, too much money is spent on a fee-for-service basis to treat illnesses, rather than proactively keeping employees healthy and well in the first place.

The city of Decatur examined other markets in which similar sized governments (and other employers) created employee clinics wherein employees and their families could take greater charge of their individual health and their health care costs. What we found is that when employees and their dependents could access certain services at a shared location quickly and without co-pays and deductibles, they would generally seek care sooner, and over time, the health and wellness indicators of the group improved (which resulted in significant reductions in claims). While some employee clinics are not staffed by physicians to reduce program costs, we discovered that physician-led employee clinics increased overall savings (despite the higher program costs) because a physician's additional training and skills reduce referrals to outside specialists. In the case of a Decatur employee clinic, we believe that more people would be comfortable using the clinic doctor as their PCP if the services were physician led. This appears to be affirmed by the results of a survey conducted among city employees to determine likely rates of utilization.

Last year the city released a request for proposal (RFP) to health care providers interested in offering a stand-alone employee clinic for the city's approximately 1500 staff and dependents. The city received three (3) proposals. The proposals were submitted by Decatur Memorial Hospital, St Mary's Hospital (HSHS), and Activate Healthcare. During the solicitation period, the city also sought to enlist the simultaneous participation of several other local governments in Macon County because the more participants the clinic serviced, the greater the likely savings that would accrue to each employer. This initiative was discussed at meetings of the Intergovernmental Working Group; but many of the local governments in attendance were fully insured and consequently would not see immediate savings from an employee clinic. Only one other local self-insured government expressed serious interest in the clinic (Decatur Public Schools), and they decided to postpone participation in a joint employee clinic with the city indefinitely. However, in doing so, they still expressed a desire to reconsider their decision at a later time based on an evaluation of the city's experience.

In the months since the city decided to pursue the clinic project on its own, Activate Healthcare and the city's broker have been contacted by a local employer who has nearly 500 members in the Decatur area who would also like to participate in a "hospital-neutral" employee clinic facilitated by the city to obtain the same employee wellness and cost reduction benefits described here. So I believe there is pent-up demand for this service if sufficient numbers of participants can be assembled to create critical mass and return on investment.

Responses to the city's first RFP in 2019 indicated that potential providers did not interpret the city's desired scope and clinic design in exactly the same way. Therefore, after discussions with each of the three proposed providers, the city issued a revised RFP (attached) in an effort to make sure that all proposals had comparable scope and services.

Both Decatur Memorial Hospital and St. Mary's Hospital operate preventive healthcare services for employers to join on a fee-for-service basis; they are accessed on each hospital campus and their satellite clinics; and they are designed to reduce costs through volume discounts and incentivizing more people to use the services of the sponsoring hospital organization. The DMH program is called Memorial Choice Health Services; and the St. Mary's program is called LeadWell. Descriptive brochures about each product are attached. However, as offered in local markets to other employers, these programs do not conform to the city's RFP. We again asked that all providers to respond to the scope requirements of the city's RFP. The most recent results are summarized below:

1. Decatur Memorial Hospital has, to date, requested that the city alter its model, not require a stand-alone physician-led clinic, join the Memorial Choice Health Services network, access services on the DMH campus (and its affiliated campuses in Decatur and Springfield), and not provide some of the other services listed in the RFP. Their proposal and their responses remain non-compliant. However, we continue to have discussions with DMH; and it is possible DMH might, in the future, submit a proposal that is compliant with our RFP.

2. St. Mary's Hospital offered the city two (2) alternative proposals: the first mirrors the DMH approach, provides for the city to join LeadWell, and access services on the St. Mary's campus. This alternate is non-compliant. Their second alternative proposal exports LeadWell into a neutral clinic site provided and branded by the city, and provides a physician-led clinic arrangement, with most of the services listed in the city's RFP. Based on recent interviews with St. Mary's, this second alternative proposal is substantively compliant with the city's RFP, and it allows employees to choose which hospital services to utilize. We understand it will also incentivize employee participants to utilize St. Mary's for hospital and referral services.

3. Activate Healthcare's proposal is fully compliant with the city's RFP. It is neutral concerning hospital choice (although the affiliations of referral physicians will still influence hospital utilization).

For the employee clinic to be successful (measured by quantifiable health condition outcomes over time, and reductions in total cost of group healthcare benefits) will require high levels of participation by employees and their dependents. One way to obtain high participation levels is to offer clinic services at no cost to employees and their family members (i.e., no office co-pays, deductibles or any other in-office fees; but only when they go to the employee clinic). Another way to obtain high participation levels is to offer physician-led services in a manner that does not disrupt or interfere with long-standing loyalties employees may have to either DMH or St. Mary's Hospital when they need them. This is why the city's RFP requires a neutral clinic site provided and branded by the city, with physician-led clinic staffing, by contract. According to

our surveys, more than seventy percent (70%) of employee respondents said they would go to a free, physician-led, neutrally-sited clinic service that could be accessed without significant delays "sometimes, frequently or always". Based on the city's research into other shared employee clinics operating in other Midwest cities, participation rates should be higher than 70% after three years. In fact, both Activate Healthcare and St. Mary's Hospital's preliminary proposals project that close to 85% of employees will participate in some way by year 5.

Since the St. Mary's and Activate proposals are aligned with the city's RFP and preferred model, I have asked each organization to attend the September 21 study session to discuss more details about their respective clinic business models and intended service delivery approaches. A robust discussion about how this model will enable the city to achieve its objectives is critical; and this discussion should clarify how the clinic can be enlarged to include more jurisdictions and employers in the future. The city's RFP-model is more expensive to deliver, but I believe it will achieve greater savings (more than offsetting its higher initial cost), greater health improvement outcomes, and higher participation. Before the City Council can make a final decision on this complicated topic, however, they need to better understand the city's RFP-model, and reach consensus on the method and criteria for making a final decision. This is the primary objective of the study session.

Within the parameters of the city's revised RFP, the following factors are key points for evaluating and determining which proposal should be accepted and approved:

1. What intervention strategies will be deployed to proactively provide healthcare services in ways that will reduce claims and improve long-term wellness? And how will this data be gathered and tracked? Without good data, subsequent clinic healthcare strategies will be less effective.

2. How will specialist referrals be handled so that employees and their dependents are matched to the right specialist for their needs; how will referrals be tracked for follow-up, and to make sure that unneeded care is avoided; and when are referrals not necessary because the clinic's PCP and its internal consultation network can provide the services needed?

3. How will the selected provider prevent over-use and over prescription of pharmaceuticals? What measures will be used to increase the use of generics dispensed both by the clinic and others servicing the needs of city employees?

4. What will be the projected net savings to the city of Decatur (calculated as the difference between total group healthcare costs with and without an employee clinic)

over a period of 5 years? And what are the assumptions on which of these calculations are based (including start-up and pass-through costs)?

Based on our ongoing discussions with St. Mary's and Activate, the calculations of both providers have not been finalized, because interviews with each have indicated a few areas that still need to be recalculated based on different interpretations of the revised RFP, mobilization capabilities of each provider, different approaches to occupational medicine services and other variances. These refinements will enable the city to make a fairer "apples-to-apples" comparison. Until these calculations are finalized, each provider's numbers are proprietary, confidential, and an internal work product.

I would like to bring a final recommendation to the City Council for adoption of a clinic service contract with one of the RFP-compliant providers in October. After the City Council makes a final decision, getting the clinic fully on-line could take three to six months. However, any recommendation should be based on a common understanding of the intended delivery model and a common understanding of how each proposal that conforms to the model should be fairly evaluated. For the governing body to make an informed decision, it is important that this preliminary discussion be conducted first.

Revised specifications for city employee clinic.

1. Primary care provided by one (1) MD {or D.O.}, assisted by any combination of NP/PAs and medical office assistants at staffing levels that the contract provider considers appropriate to serve an initial population of 500 employees, plus approximately 1000 dependents at a clinic site provided by the city, at a location determined by the city and not on the campuses of either of the regional hospitals in Decatur, Illinois. The city may negotiate with the contract provider to add additional staffing if the patient population increases by more than fifteen percent (15%). Healthcare services shall include primary care, selected laboratory services, selective preventive care, selective occupational health care, limited pharmacy, chronic condition management and referrals to local and regional providers of other services (and management of the same).

2. Primary care shall include, but shall not be limited to, the following services: minor eye conditions, ENT infections, respiratory infections, gastrointestinal disorders, sprains/strains, urinary problems, skin rashes/lesions, burn treatment, minor fractures, minor in-office surgery, contusions/lacerations, and disease management.

3. Selected laboratory services shall include, but shall not be limited to, the following: point-of-care results, and Lab draw stations.

4. Preventative care shall include, but shall not be limited to, the following services: health risk assessments, wellness exams, preventative screenings (for hypertension, metabolic health, male and female cancers, diabetes, depression, musculoskeletal conditions), lifestyle management, health coaching, and group counseling.

5. Occupational health care shall include, but shall not be limited to, the following services: initial injury exam, contact dermatitis, substance abuse, medical exams for job pre-placement, medical exams for return to work assessments, fitness for duty determinations, occupation testing (drugs, alcohol, pulmonary, audiometry, sleep apnea), and referral to specialty occupational evaluations as required by the city.

6. Limited pharmacy services shall include, but shall not be limited to, the following services: In-clinic dispensing of the top 50 most prescribed maintenance drugs.

7. Chronic condition management services shall include, but shall not be limited to, management of the following: hypertension, diabetes, COPD/asthma, coronary artery disease, depression, anxiety, arthritis, and degenerative spine disease.

8. The clinic will be open at least forty (40) hours a week at times mutually established by the contract provider and the city based on the needs and schedules of employees and their dependents.

9. The contract provider shall provide healthcare services focused on the whole person for a PMPM on PEPM fixed monthly fee, and not on a fee-for-service basis, with an emphasis on overall wellness outcomes for the entire patient population. Consequently, the contract provider will provide aggregated monthly reporting showing the overall health of the group over time that verify the health clinic is identifying illness sooner, getting to root causes, reducing complications, engaging in continuous patient education, and generally managing care to identify issues, through biometric trend reporting, in advance, to improve overall physical and mental health.

10. Eligible patients will pay no deductibles or co-pays or other clinic fees.

11. The contract provider will meet quarterly with the city's employee healthcare advisory committee to discuss additional ways the clinic can meet the group's wellness and patient education needs.

For additional information contact: Gregg Zientara
City of Decatur

WHAT WE DO

Activate Healthcare helps patients take charge of their health with a proactive approach and helps organizations take charge of their healthcare costs.

We listen first, then we create unique on-site and near-site primary care experiences that result in exceptional participation, outcomes and savings.

HOW IT WORKS

Activate Healthcare works with organizations to set up and manage primary care clinics as a benefit for their employees and their families.

Clinics are located at or near the organization. Smaller organizations can combine to share a clinic. Typically, organizations pay a fixed amount per month or a fixed amount for each worker and family member who has access to the clinic. No insurance claims are processed. Generally, members and their families enjoy unlimited access at no cost to them.

Activate Healthcare **Service Offerings**

PRIMARY CARE

Minor eye conditions
ENT infections
Respiratory infections
Gastrointestinal disorders
Sprains/strains
Urinary problems
Skin rashes/lesions
Burn treatment
Minor fractures
Minor surgery
Contusions/lacerations
Disease management
Pharmacy and lab management
Referral management

CHRONIC CONDITION MANAGEMENT

Hypertension
Diabetes
COPD, asthma
Coronary artery disease
Depression, anxiety
Degenerative spine disease

PREVENTIVE CARE

Health profile
Wellness exams
Preventive screenings
Hypertension
Metabolic health
Cancer: male, female
Diabetes
Depression
Musculoskeletal
Health coaching
Lifestyle management
Group counseling

OCCUPATIONAL HEALTH

Repetitive injury conditions
Contact dermatitis
Substance abuse
Medical exams
- Preplacement
- Return to work
- Fitness for duty

Occupational tests
- Drug & alcohol tests
- Pulmonary/audiometry

Sleep apnea

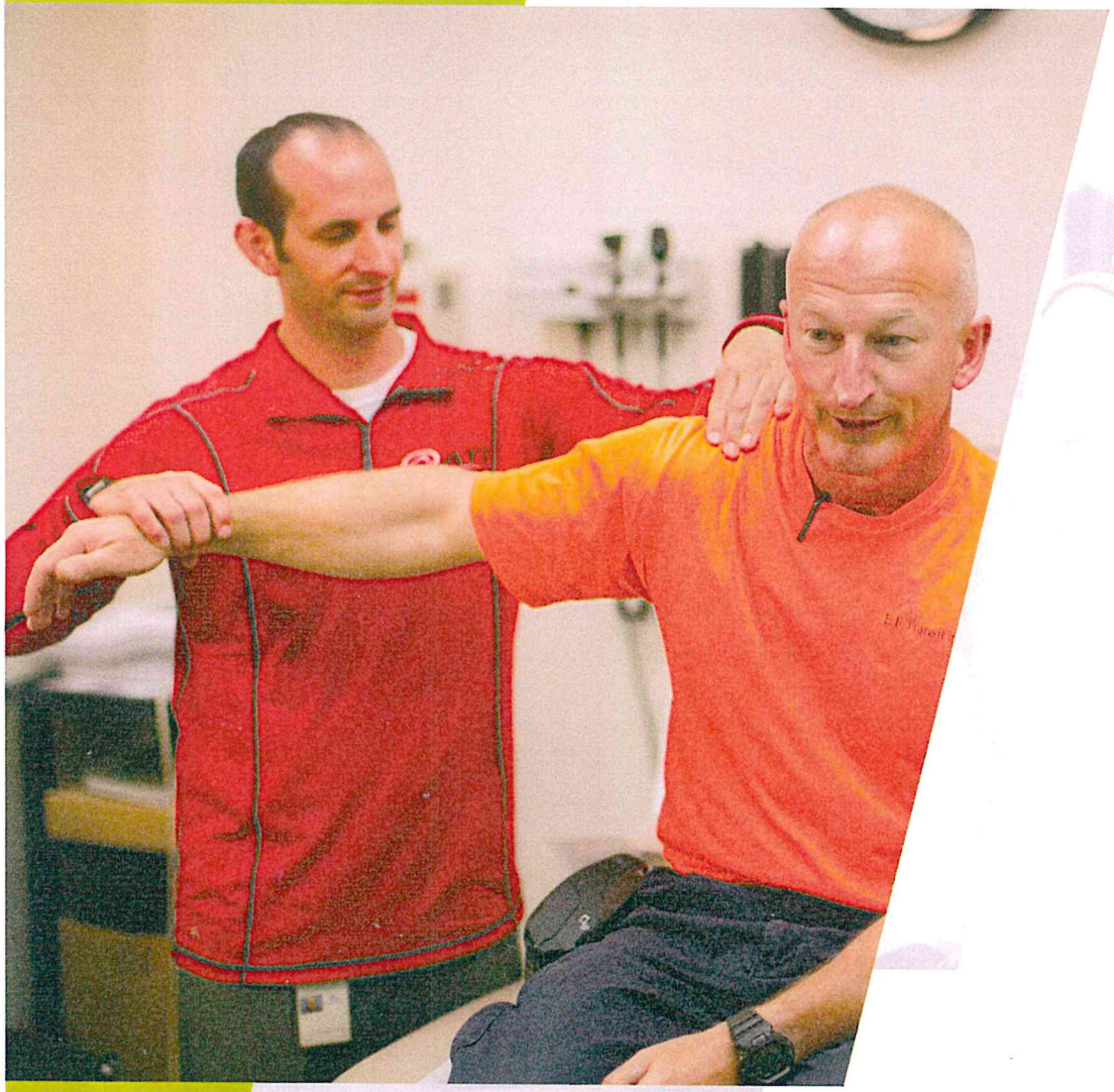

What it **Looks Like**

Activate Healthcare creates a primary care staffing model that suits each organization's unique needs. Teams are established to provide proactive integrated care with exceptional access to patients for 40+ hours per week. Teams are designed to serve all sizes of organizations. They are led by a primary care physician complemented, as appropriate, by advanced practice providers and support staff.

Clinics are located at or near the organization. Smaller organizations can combine to share a clinic. Larger organizations can benefit from multiple locations and access to all Activate Healthcare clinics within a community.

Members have as much access to the clinic as they need. Providers are empowered with the time and tools needed to practice medicine in a more personal way.

Benefits for **Organizations**

Clinics represent 5 to 7 percent of total healthcare costs, and organizations often reduce total healthcare costs by 10 to 25 percent. Typically, organizations pay a fixed amount per month or a fixed amount for each member and dependent who have access to the clinic.

On average, organizations get back $1.50 to $1.60 for every $1.00 they invest in Activate Healthcare services. Demonstrated healthcare improvement—and avoiding related costs downstream—is the primary source of the savings.

Benefits for **Members**

Members benefit from low-or no-cost access to a primary care-based medical team with same-day or next-day access. The members have as much access to the clinic as they need. The patient benefits from having an expert quarterback guiding and managing their care. The care for each member is tailored to their unique healthcare risks and challenges. Members also benefit financially from access to generic drugs and common labs at low or no cost, and reduced medical costs. Members also benefit from coaching and ongoing support between visits, leveraging state-of-the-art technology.

Our Model

The Activate Healthcare model is comprised of seven elements that encompass our full scope of services.

ACTIVATE THE PATIENT

We actively engage and guide patients during every visit because the patient's actions have the most direct impact on outcomes. This includes developing individual health goals and action plans, supported by technology to help patients track progress and connect with providers in-between visits.

DELIVER PRIMARY CARE

We enable patients to take charge of their health by delivering a full range of proactive and preventive primary services.

GUIDE THE HEALTHCARE CONTINUUM

We help patients access the best care at the lowest cost by offering no- or low-cost drugs and lab services, as well as guiding them to the best care at the best value. This includes online consultations at major leading medical institutions across the country.

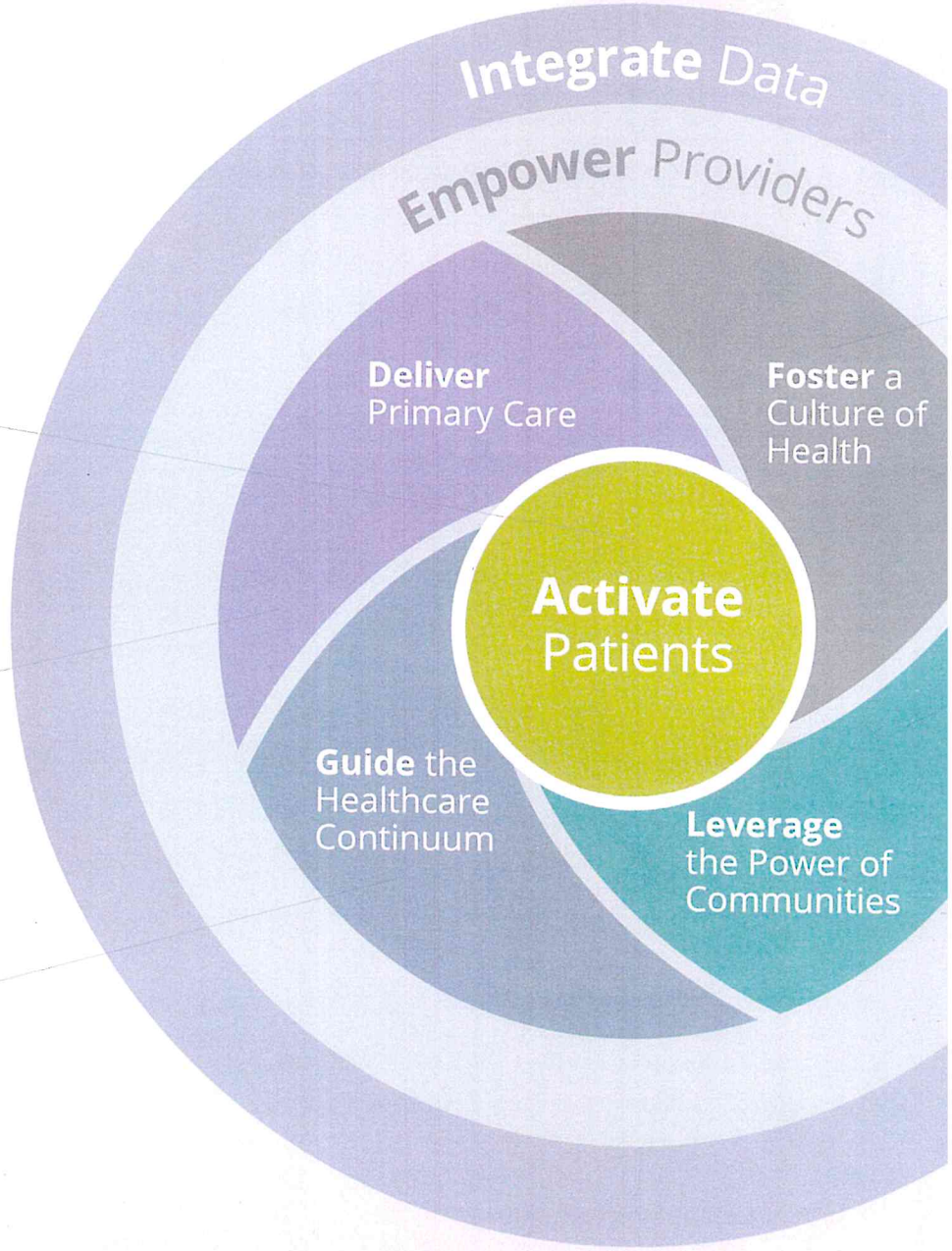

FOSTER A CULTURE OF HEALTH

We support organizations in promoting the use of our clinics and aligning communication, outreach, benefits and incentives.

LEVERAGE THE POWER OF COMMUNITIES

We offer on-site and near-site clinics for organizations of all sizes, so smaller organizations can partner together to support a clinic and larger organizations can enjoy access to a growing network of clinics across the country.

INTEGRATE DATA

We leverage claim and patient information from electronic records to help identify higher risk patients and manage outcomes proactively, as well as to optimize and demonstrate patient progress.

EMPOWER PROVIDERS

We seek out exceptional providers who fit well within the populations they serve. We ensure they have the time and tools to practice medicine in a more personal way.

What Sets Us **Apart**

PATIENT ACTIVATION

The patient is the person who has the most impact on their outcomes and costs. Activate Healthcare has put activating the patient at the center of everything we do. As a result, Activate Healthcare delivers extraordinary participation and savings.

- Outreach efforts result in exceptional member participation of 80-90% on average.
- Data and predictive analytics reveal high-risk patients with gaps in care, so we can act.
- Coaching helps us address the root causes of health issues and modify behavior.
- Patients set goals and receive action plans based on annual health and wellness assessments.
- Technology allows patients to track progress and connect with providers between visits.
- All elements of our integrated system on pages 6-7 are designed to support activating patients.

TOP-QUALITY PROVIDERS WITH EXCEPTIONAL CONTINUITY

- Activate Healthcare is led by a team that has effectively managed thousands of physicians.
- Our physician recruiting and selection process consistently attracts top quality providers.
- Employers participate actively in the recruitment process to ensure a perfect fit.
- Providers have 90%+ retention rate at Activate Healthcare.

TAILORED SOLUTIONS

Every organization has a unique population and culture. As a result, healthcare solutions need to be tailored so they work most effectively. Activate Healthcare understands, listens first and then delivers.

- Everything is customized, from clinic design and operating hours to rollout and implementation.
- We involve clients in choosing providers who best fit the culture of their organization.
- Providers and organizations meet monthly to identify what's working and find areas to improve.

LeadWell™ Health and Wellness Program

Employer Onsite/Near-Site Clinics

The LeadWell medical clinic provides convenient access to many services typically received at a primary care office at little to no cost for your colleagues and their dependents ages 5 and older. Your business and the employee will mutually benefit by saving on medical care expenses, increasing employee satisfaction and colleague retention.

Diagnosis and Medical Care

- Bladder infections
- Bronchitis
- Ear infections
- Minor rashes
- Mononucleosis
- Pink eye
- Ringworm
- Sore throats
- Sinus infections
- Sprains & strains
- Swimmer's ear
- Wart removal
- Wound infections
- Onsite rapid diagnostic testing

Preventive Care

- Wellness services
- Health screenings
- Physical exams
- Skin screenings
- Back-to-school & sports physicals
- TB testing

Lab work and immunizations also available at an additional cost.

Executive Physicals

Keep your top leadership's health in top shape. The LeadWell Executive Wellness Experience combines a state-of-the-art executive physical with a comprehensive wellness report. After a collaborative review of a health questionnaire, a LeadWell liaison will assist in scheduling appropriately to ensure your leader is up to date on proper procedures and tests.



Innovative Virtual Care Technology*

HSHS Medical Group Anytime Care offers medical care to patients through a computer or mobile device 24/7—for only $29/visit. Connect with a provider who can diagnose, treat and prescribe for non-emergent issues such as allergies, cold, flu, rash and pink eye. A summary of the visit is provided via email to the patient.

Ask about our direct contract pricing for employer groups.

LEADWELL™
CORPORATE HEALTH & WELLNESS PROGRAM

Occupational Health Services

Located at 1750 E. Lake Shore Dr., LL, Decatur, IL 62521

Injuries & Workers' Compensation

Workplace-related injuries can have a sizeable impact on not only your bottom line but also the quality of life of your colleagues and everyone around them. HSHS Medical Group Occupational Health has the experience and capability to assist your employees affected by workplace injuries in returning to work as quickly and safely as possible.

From a simple muscle strain to a laceration or fracture, we are equipped to care for injuries of all types. Injuries requiring specialized care or treatment are referred to specialists who are the best in their fields and will work collaboratively to expedite treatment.

Utilizing our Occupational Health Services ensures your injured employee will have oversight throughout the progression of care. Our in-house case managers monitor each patient's care — serving as the liaison between the patient, care providers and the employer — with the primary goal of returning your employees to work as quickly as it is safe.

Pre-Employment Screening & Employee Health

HSHS Medical Group has experience serving the needs of all types of employers. We provide a variety of services to meet all of your pre-employment and employee health needs.

- Pre-placement physicals
- Drug & alcohol testing
- Fit-for-duty assessments
- Functional capacity evaluations
- Immunizations
- Tuberculosis screening
- Pulmonary functional testing
- Respirator physicals
- Audiograms
- DOT physicals
- Flu vaccinations
- Post-offer employment testing
- Functional capacity evaluations

Random Drug Screen Program

To aid our clients who have a drug screening policy in place or who would like to implement a policy, we provide a random drug screen program. The program can be tailored to meet your specifications, whether it's on a monthly, quarterly or other regular basis.

There are no additional fees for this service if completed on site at our clinic. The only cost incurred by the employer is the cost of the drug screening itself and any lab fees incurred for a non-negative result.

Return to Work Center

The Return to Work Center provides services that facilitate a worker's entrance or return to work. It includes the following programs and services:

Functional Capacity Evaluation
Full-body functional testing completed on the BTE EvalTech Functional Testing System to determine functional abilities, disability, return-to-work status and validity.

Work Hardening/Conditioning
The program utilizes whole-body stretching and strengthening exercise, work simulation, essential job tasks and instruction in body mechanics and pain management.

Job-Site Analysis
A comprehensive analysis of the work environment tc assist in return-to-work status, causation and job description development.

Post-Offer Employment Testing (P.O.E.T.)
Tailored evaluations conducted based on specific job requirements in conjunction with pre-employment screenings to determine fitness for duty.

Mobile Van Division

HSHS Medical Group Occupational Health is proud to have a Mobile Van Division available to our clients for testing and physicals.

This service is not only convenient, but many employers see a cost savings by utilizing our mobile van units for testing and employee wellness needs such as:

- Audiograms
- Drug screens
- Breath alcohol testing
- Respirator physicals
- Respirator fit testing
- Lab draws
- Chest x-rays
- Biometric screenings

PROPOSAL STRATEGY

Memorial Health System (MHS) applauds organizations for promoting greater access to primary care and preventive healthcare services. It is an important step toward improving health and managing total cost of care. In order to maximize quality and financial outcomes desired by the clients, MHS proposes to build on its strong primary care base in three ways if awarded a contract:

1. **Management of total medical expense through comprehensive population risk management**
   - A primary clinic by itself can address only a narrow spectrum of risk and a small component of medical expense. Appropriate management of expensive, high-risk patients requires a comprehensive provider-driven approach.

2. **Integrated approaches to patient engagement and risk management**
   - With a full continuum of providers and dedicated population health resources, MHS will engage patients in order to improve management of chronic conditions such as diabetes, asthma and depression.
   - MHS has a proven track record to reduce high-cost episodes, reduce the cost per episode and help individuals with complicated conditions achieve a better quality of life.

3. **Focus on quality and financial partnership**
   - MHS is recognized for quality across the entire continuum of care, from the highest levels of accreditation for our patient-centered medical homes to receiving the prestigious 2016 American Hospital Association-McKesson Quest for Quality Prize.
   - This proposal includes various performance and financial guarantees in addition to shared savings, rebates and other incentives. Management of total medical expense requires new approaches to partnership between providers and purchasers.

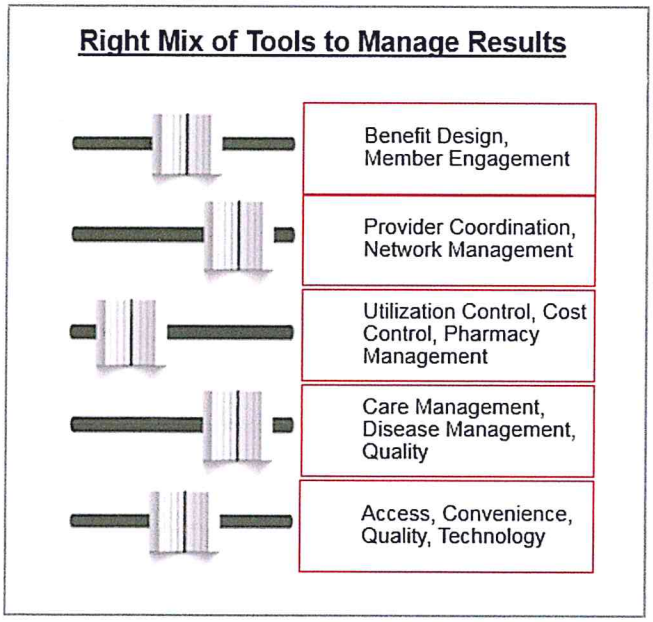

PROPOSAL OVERVIEW

Memorial Health Partners (MHP) submits the following proposal for healthcare clinic access, population health, disease management and other key population health management services. As the population health affiliate for Memorial Health System (MHS), MHP leverages all aspects of the MHS corporate structure, including primary care services through Memorial Physician Services (MPS), urgent care services through Memorial ExpressCare, virtual care services through MemorialNow, behavioral health services through Memorial Behavioral Health (MBH), weight loss through Memorial Weight Loss & Wellness Center, and hospital services at four affiliate hospitals covering a nine-county primary service area.

A comprehensive set of services, known as Memorial Choice, have been designed to meet the following goals:

- Provide improved access, convenience, engagement and cost savings through an existing clinic structure that supplement the current health benefit plan offered to employees
- Provide population health and disease management structure geared toward improving health outcomes for high-risk or rising-risk members
- Deliver data analytics and reporting to increase insights on the overall health plan members' health, utilization, cost and the ongoing return on investment related to ongoing engagement
- Provide enhanced service offerings that assist in controlling healthcare costs by improving access points and the routing of members to the appropriate venue of care

To meet these goals, MHP proposes a fully integrated, ambulatory-facing bundle of services designed to maximize the health of the client's members. Figure 1 displays the integrated approach. MHP will partner with the client to execute on a personalized marketing plan to ensure members are educated appropriately on the services being offered and how to maximize the program.

Memorial Choice Health Services is exclusively offered through MHP's partnership with TROXELL. TROXELL is uniquely positioned to work with the employer to offer an unbiased opinion on what is best for the plan and its members. TROXELL's presence is at no cost to the employer. TROXELL facilitates the following processes:

- Manages the Memorial Choice card process
- Assists with data interfacing/exchanges between the client and MHP
- Monitors $0 CPT claims
- Assists with development and design of marketing materials

Figure 1: High-Level Proposal

FREE virtual care

MemorialNow

Nurse concierge services

Dedicated phone line for convenient access to set up visits and triage minor medical issues

FREE primary care with guaranteed access at all MPS and ExpressCare sites.

Free *select* primary and urgent care services

Care coordination/ disease management

Dedicated RNs/ LCSWs managing chronic diseases

Memorial HEALTH PARTNERS

A Memorial Health System Affiliate

HRAs, biometrics, benefit design and wellness

Dedicated employee portal to complete a Health Risk Assessment. Partnership with MHP providers on wellness initiatives to engage members

Shared risk on total medical expense

2% of savings against actuarial budget retained by clients; additional savings split 50/50 if certain utilization thresholds are met

Data analytics and reporting

Performance dashboards to guide workflows

Guarantees on quality, utilization and member satisfaction

Generic pharmacy utilization, patient satisfaction, PCMH designation and diabetic care measures

Rebate on hospital spend when MHS hospitals named preferred providers

Year 1: Guaranteed 5% rebate if Memorial promoted one enrollment sites, annual enrollment materials and benefits booklets

Year 2: 5% rebate on total Memorial Medical Center spend if Memorial PCP attribution increase 8% over Year 1

Year 3: 5% rebate on total Memorial Medical Center spend if Memorial PCP attribution increase 16% over Year 1

Better Care | Better Health | Lower Costs

Memorial HEALTH SYSTEM

City Manager

DATE: 9/16/2020

MEMO: 2020-09

TO: Mayor Moore Wolfe & City Council

FROM: City Manager

SUBJECT: Monthly Reports

ATTACHMENTS:

Description	Type
Community Development, August, 2020	Cover Memo
Fire, August, 2020	Cover Memo
Human Resources, August, 2020	Cover Memo
IT, August, 2020	Cover Memo
Police, August, 2020	Cover Memo
Public Works, August, 2020	Cover Memo

COMMUNITY DEVELOPMENT DEPARTMENT
MONTHLY REPORT
AUGUST 2020

ECONOMIC DEVELOPMENT- We have ongoing Economic Development projects both in the planning stage and under way. Staff along with other departments held Zoom meetings or conference calls for pending developments.

PLANNING AND DEVELOPMENT DIVISION

For the month of August, the Planning and Development staff continued to split time working in the office and from home given COVID-19. Staff was and is still able to process and review site plans, rezoning and conditional use permit requests, zoning variance applications, street and alley vacation requests, and subdivision plats submitted for compliance with local development regulations and ordinances. We have adapted to doing some reviews of digital submittals of site plans and other materials. Staff has also used time while working at home to gain some training in Planning and Zoning through online webinars.

In August, staff in conjunction with other city departments reviewed nine (9) submittals which included two (4) site plans, two (2) minor subdivision plats, two (2) cell tower amendments and three (3) variance petitions. Staff also inspected three (3) landscape plans and provided multiple zoning review/verification letters.

For the Decatur Urbanized Area Transportation Study (DUATS), staff worked on the Uniform GATA budget template and held two (2) Bike Plan Core Committee meetings. Nothing else to report.

BUILDING INSPECTIONS DIVISION

For August, we issued a total of 166 permits with a total work value of $2,754,232. Of those, we had two (2) permits with a value of over $200,000 [New residence and ADM mechanical replacement].

PERMIT TYPE	# ISSUED	WORK VALUE	PERMIT FEES	PLAN REVIEW
Building	113	$1,566,784	$11,126	$140
Demolition	4	88,050	630	0
Electrical	9	31,226	650	0
Mechanical	16	1,017,985	8,790	0
Plumbing	19	37,707	1,400	0
Pool	1	3,380	125	0
Sign	2	8,800	250	0
Temporary	2	300	60	0
TOTAL	**166**	**$2,754,232**	**$23,031**	**$140**

NEIGHBORHOOD SERVICES DIVISION

- Staff continued to prepare special reports for loans. Collections and delinquency reports continue on various loan accounts.
- Staff qualified homeowners for the Residential Rehabilitation program.
- Staff prepared environmental reports for residential rehab and infrastructure projects.
- Staff continued assistance through the Emergency program for homeowners with life threatening, health and safety issues, i.e. inoperable air conditioners and electrical.

- Staff is working collectively with other divisions on the Revitalization of the Johns Hill area. Each week staff visits the area and takes note of changes and needed improvements for potential projects.
- Staff continues working on the Neighborhood Revitalization strategy, which includes rehabilitation and demolition to various areas of the City.
- Staff is preparing the 2020-24 Consolidated Plan.
- Staff continued work on Environmental Assessments for two apartment buildings in disrepair.
- Staff continued to work on the IHDA Single family Rehab grant. The program will open up within the next few months.
- Staff continues to be active in the Continuum of Care process as well as homeless meetings, and events as required by HUD.
- Staff continues working with HUD CPD-Chicago to ensure compliance with a multi-rental complex.
- Staff continues work on CDBG funded demolitions as part of the ongoing Neighborhood Revitalization strategy.
- Staff meets weekly with homeless providers who will receive COVID-19 funding. The purpose is to reduce duplication and fill gaps caused by COVID-19.
- Staff meetings with outside agencies and various committees have become virtual meetings because of COVID-19 restrictions.

NEIGHBORHOOD INSPECTIONS DIVISION

Staff continued to enforce the International Property Maintenance Code and local City Ordinances (Chapters 48, 49, 56 and 70). The Division is committed to working with the citizens of Decatur to maintain a healthy and safe environment for those living here.

See attached for a summary of the work involved during the month of August.

ATTACHMENT

NEIGHBORHOOD INSPECTIONS DIVISION
MONTHLY REPORT
AUGUST 2020

NEW CASES	
Health & Safety (72 Hour)	55
Direct to Legal (Repeat Offenders)	0
Housing and Unfit	21
No Garbage Service	12
Nuisance	119
Secure of Abandoned Buildings	12
Weeds	300
TOTAL	519

DEMOLITIONS	
Year-to-Date Demolished	24
New Cases	2
Sent to Legal	5
Sent to Council	0
Out to Bid	5
Contracts Granted	1
Contract Amount	54,000.00
Permits Issued	1
Permits Finaled	10
Active Demolitions	182

RE-INSPECTION VISITS	
Code Enforcement	573
Weeds	382
TOTAL	955

GARBAGE SERVICE COMPLAINTS	
Received	0

INVOICES*	
New Invoices	386
Dollar Amount	$36,984.39

CASES SENT TO LEGAL FOR COURT	
Code Enforcement	46
Weeds	142

PAYMENTS RECEIVED**	
Weeds (Year-to-date)	$815.00

WEED ABATEMENT	
Contractor Mowed	232
Owner Mowed	107
TOTAL	339

* includes costs incurred by the City of Decatur - Health and Safety (72 hour), Securing of Abandoned Buildings and Weed Abatement

** reimbursement for costs incurred by the City of Decatur for weed abatement.

D E C A T U R F I R E D E P A R T M E N T
MEMORANDUM
2020-11

September 8, 2020

TO: Scot Wrighton, City Manager

FROM: Jeff Abbott, Fire Chief

RE: Monthly Report – August 2020

The fire department responded to 968 alarms in August. To date, the department has responded to 7374 alarms. There were 7291 alarms at this point last year. There have been 167 fires this year compared to 124 fires at the same timeframe last year.

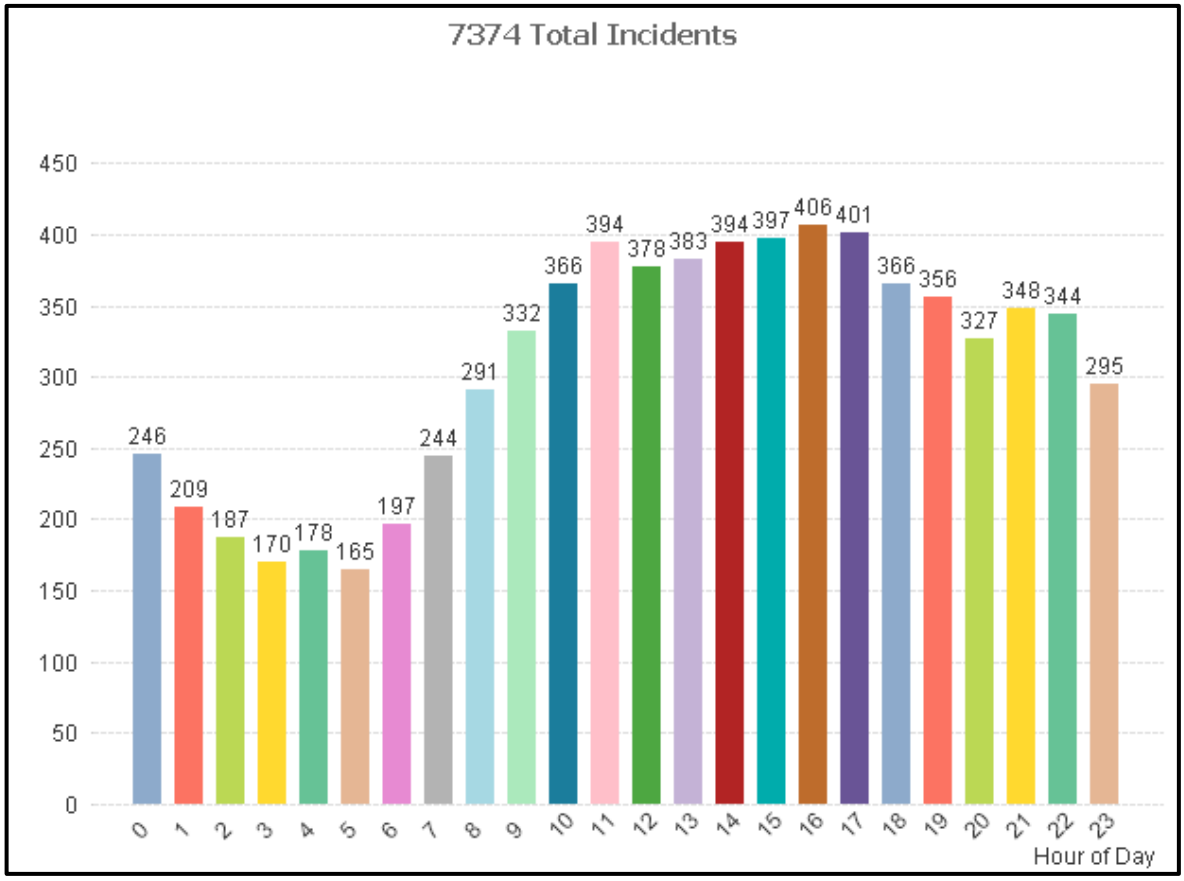

The department has a serious problem with our apparatus fleet, specifically ladder trucks. The department owns four (4) ladder trucks. There are two (2) assigned to front-line status and there should be one (1) in reserve. There is a fourth truck that was supposed to be sold, but it had to be placed back in-service because of Truck 2 failing its annual ladder test. Currently, Truck 1 is out-of-service because of damaged sustained after being hit by a drunk driver. Truck 4 has been out-of-service for 3 months waiting for repair at the MSC. Truck 3 is the only ladder truck owned by Decatur in-service, and it has front-end damage because of a car turning in front of it earlier this year, and it is 20 years old. Thankfully, Bloomington has loaned the department a ladder truck to use for a couple of months. Truck 1 and Truck 2 repairs are going to take 6 months to one year.

The department's overtime usage is more than double what it was last year. There are 9 vacancies and several injuries that are causing the overtime. No staffing relief is going to be available until November when new firefighters graduate the fall fire academy.

Shift	2019 (1963 hours)	2020 (4345 hours)
1	891	2068
2	452	780
3	620	1497

Fire Prevention: No Report

Training:

In August, DFD fire companies concentrated on our High-Rise building firefighting procedures. This incorporated reviewing DFD High-Rise Policy & Procedure manual pertaining to these type of fires, and performing a High-Rise drill at the South Training Tower, located at the MCLEC Facility. After a procedural review, companies performed a drill in live smoke/fire that required them to hook to the standpipe system, flow water for firefighting, and perform a search of the building to locate victims. This hands-on drill under live fire conditions enabled all fire companies to sharpen their skills for a challenging incident such as a high-rise fire, as well as command officers to train in controlling such an incident. In recent years, DFD has had numerous fatalities in high-rise buildings, and the training for these types of fire incidents is an absolute necessity.

EMS training for the month focused on respiratory emergencies, in particular treating patients suffering from CHF, COPD, asthma, and pulmonary edema. Target Solutions training site activities were also completed by members throughout the month.

HUMAN RESOURCES DEPARTMENT
Monthly Report of Priorities and Projects
Fiscal Year 2020
August 2020

Human Resources Department

This month, Human Resources Department staff accomplished the following:

- Gave written test and conducted oral interviews for the position of Library Clerk I (Full-Time);
- Gave written test and conducted oral interviews for the position of Buyer;
- Gave written test for the position of Fire Captain;
- Made offers and coordinated the scheduling of pre-employment physicals, drug screens and psychological evaluations for six Fire Fighter candidates and three Police Patrol Officer candidates;
- Conducted orientation for two new Library Assistants (Half-Time);
- Participated in meeting with Public Works and CDM Smith as part of the Water System Risk and Resilience Assessment in accordance with America's Water Infrastructure Act (AWIA); Participated the Public Works Fleet Advisors meeting
- Conducted exit interviews with two employees who have resigned from the City;
- Attended the monthly Civil Service Commission, Human Relations Commission, AFSCME Labor Management and SHRM meetings

Monthly Report of Priorities and Projects
Information Technology Department
Fiscal Year 2020
August

This month, the Information Technology (IT) Department staff completed the following notable work/tasks:

- Worked with Decatur Public Schools concerning our coordinated effort on the Capital Grant to extend City Fiber in strategic locations and connect schools.
- Specifying infrastructure and end user equipment to standardize to equipment in support of Telework and offsite access to City computer systems. Preparing City Council items for the September 8th Council meeting.
- Finalized storage needs for IT infrastructure to support Police body worn and high definition in-car cameras. Quotes have been obtained and this project will be going to Council for approval September 8th.
- Installed passenger counting cameras on busses for Decatur Public Transit
- 90 percent of the computer equipment arrived for the 7 new police vehicles ordered last year. Delays are due to the COVID-19 Pandemic.
- Upgraded Itron Water Meter Fixed Network to most current service pack.
- Multi Factor Identification solution for authentication to the City network from remote locations has been ordered. This solution increased in priority when we began supporting larger numbers of remote users.
- Continue to edit and publish City of Decatur Weekly News videos as well as making a copy available to play on the government TV channel. These are currently being produced every Wednesday.
- Completed all Microsoft Windows and Server updates to all Infrastructure Virtual Servers
- Bodine installed a new power sub-panel in the Server Room to support new servers and UPS units that require 208v power. The new Dell servers and UPS units were moved over to run on the new panel in support of their 2000-watt power supplies.
- Genetec Security Center and Patroller used by parking enforcement – Major upgrade to Server, Database Server, Server Software, Client Software, Patroller Clients Software.
- Evaluated software solutions replacement for the old DB2 Building Permit, Plan Review and Misc Fees and Permits applications
- Continued providing data and maps to support the John's Hill Revitalization initiative.
- In August, IT processed116 Help Desk tickets, resolving 67 on the initial call (57.80% First Call Resolution Rate). Two support ticket surveys were returned and was ranked as Exceptional Service, no further comments were made.

DECATUR ILLINOIS POLICE DEPARTMENT

TO: **Mayor Julie Moore-Wolfe**
City Council Members
City Manager Scot Wrighton

FROM: James E. Getz, Chief of Police

RE: **August 2020 Monthly Report**

STAFFING

Sworn Police Officer Staffing

At the end of August 2020 staffing was 144. Current staffing for the Decatur Police Department is as follows:

Position	Current
Police Chief	1
Deputy Chief	2
Police Lieutenant	5
Police Sergeant	17
Police Patrol Officer	119
TOTAL	145

Civilian-Non Sworn Police Staffing

At the end of August 2020 staffing was 12. Current civilian staffing for the Decatur Police Department is as follows:

Position	Current
Administrative Secretary	1
Senior Crime Analyst	0
Crime Analyst	1
Sr. Clerk Typist	2
Records Supervisor	1
Parking Enforcement	2
Part-time FOIA Officer	2
Community Liaison Officer	3
Total	12

System Administrator, Duane Richards works out of the Police Department but is staffed under MIS.

PATROL DIVISION

Function	Month	YTD
Community Meetings	0	15
Directed Patrols	19	133
Active Problem Oriented Policing Projects	1	1
Completed Problem Oriented Policing Projects	0	0
Parking Citations	58	347
Criminal Arrests	307	2375
Felony Drug Arrests	24	183
Firearms Seized	17	89
Traffic Citations	589	4529
Field Interviews	112	1227
Written Warnings	241	2378
Calls for Service/CAD incidents	4636	35091
Unlawful use of Motor Vehicle tows	0	344
Driving Under the Influence Arrests (DUI)	32	241
DUI involving accidents	10	61
Fatal Accidents	1	6
Traffic Accidents	183	1474
Accidents with Personal Injury	37	270
City Ordinances Arrests	17	119

Distracted Driving Enforcement-

Electronic Communication Device Citations:

State Citations	YTD	Warning Citations	YTD
34	167	7	41

CRIMINAL INVESTIGATIONS DIVISION

Street Crimes: Drug Seizures for the month:

Drug	Amount	YTD Seizure	Street Value
Cannabis	14 grams	18,542 grams @ $10-gram	$185,420
Cocaine-Powder	0 grams	304 grams @ $100-gram	$30,400
Cocaine-Crack	14 grams	67 grams @ $100-gram	$6,700
Heroin	33 grams	49 grams @ $300-gram	$14,700
Ecstasy	49 hits	310 hits @ $20 hit	$6,200
Meth	3051 grams	4154 grams @ 100-gram	$415,400
K-2/Pills:	38	310	

Search Warrants: 3	YTD: 34
US Currency Seized: $19,340	YTD: $218,319
Firearms seized: 8	YTD: 45
Vehicles seized: 0	YTD: 2

Criminal Investigations (Adult & Juvenile Detectives):

New cases assigned: 119	YTD: 755
Cases closed/resolved: 48	YTD: 435
Criminal Arrests: 36	YTD: 267
Homicides: 2	YTD: 7
Infant Death Investigations: 0	YTD: 1
Suicide Detective Investigations: 2	YTD: 3
Missing Person Investigations: 16	YTD: 44
Computer forensic Exams: 154	YTD: 980

Crime Analysis Unit and Investigations:
Sex Offender Registrations: 119 YTD: 929

Freedom of Information (FOIA)

The Professional Standards Unit received 224 Freedom of Information Act requests for the month.

Total requests YTD in 2020 is 1724

Public Works Department
Monthly
August 2020

Engineering:

32nd and Fulton Storm Drainage Improvement Project:

Month Activity: Storm sewer installation has progressed since Luka started with work continuing on Fulton St. It is estimated 15% of the project is compete.

Project Background: The Project was design by Farnsworth Group. The project will provide a new storm sewer to serve the area generally bounded by Rt 36 to the North, 36th St to the East, Orchard to the South and Country Club Rd to the East to relieve flooding. The Project was the no. 3 priority on the Storm Water Master Plan. The Project was advertised for bid April 15th with bids received on May 6th. The City received two bids with Luka Company providing the low bid. The project was awarded to Luka Company on May 18th for $1,379,690.

2020 State and Local MFT Project:

Month Activity: Work is mostly complete with the State MFT approx. 95 percent of the work complete with all paving complete on First Dr, Hickory Pt and Prairie St. Remaining on the project is striping and final restoration. The Local MFT is base project is complete with paving on 34th and 35th St, King St, Church St and Jordan. Paving is expected to continue in August. Alternate work is expected to be completed in September.

Project Background: Engineering Staff has prepared the 2020 State and Local MFT projects.

The State MFT project was advertised on February 5 with the bids received on February 19.

The Local MFT project was advertised on January 15 with bids received on February 6th. Both project were awarded to Dunn Company.

2020 Water Main Replacement Project:

Month Activity: The Contractor has full completed phase 1 of 4 with phase 2 water main installed and approved ready for the service taps.

Project Background: The project was designed by Engineering staff, the project is in the area bounded by Rt 36 to the North, Moffet Ln to the East, W Main St to the south and Moffet Ave to the west. The project was advertised on January 8 with bids received on February 5. The project was approved on February 24 to Burdick Co. as the lowest responsive bid.

Taylor Bridge Replacement over Ward Branch Creek:

Month Activity: Bridge work continued in July with the structure demolished, channel reshaped, piles installed, and the abutment was poured. The deck beam are scheduled to be set in place early September with deck forming and concrete pour following after.

Project Background: WHKS was hired as the City's consultant to provide design services for replacement of the Taylor Bridge over Ward Branch Creek. Taylor Bridge is located on Taylor Rd approx. 0.6 Miles south of Rt 48. The project is a joint project with the IDOT and will receive federal funding for up to $800,000 of the estimated $1,050,000 construction cost. The State received 4 bids on April 24, 2020 with Sangamo Construction providing the lowest bid for $1,070,724. The City/State joint agreement provided approval up to $1,080,000. The Project was awarded by the State to Sangamo Construction in June. The preconstruction meeting was held on July 1, 2020. The bridge was closed on July 13 to allow for the relocation of the gas main by Ameren. Burdick followed the gas main working on relocation of the watermain.

2020 Trenchless Long Lining Repair Project:

Month Activity: Insituform started lining in July with approx. 25% of the project complete. Lining is scheduled to continue into September.

Project Background: Engineering Staff designed the 2020 Long Lining Repair Project. The rehabilitation locations are selected from the televised inspection reports. The project was

advertised in May and awarded to Insituform as the lowest responsive bidder on July 6, 2020. Insituform was provided the notice to proceed on July 14. All cleaning and televising of the sewer is competed.

Johns Hill Water Service Replacement Project:

Month Activity: Engineering Staff designed the Johns Hill Water Service Replacement Project. The project is proposed to replace galvanized and lead services prior to the neighborhood revitalization project with the Buffet Foundation. The project was advertised in late July and awarded to Burdick Plumbing for $1,298,091 as the lowest responsive bidder on August 17, 2020. Burdick was provided the notice to proceed on August 22 and Potholing of to verify service type and location has started.

Project Background:

MUNICIPAL SERVICES MONTHLY DATA 08/03/2020 – 08/26/2020

TASKS	QUANTITY	MANHOURS	OTHER INFO
Sewers Cleaned	39,096 lin. ft.	259 hrs.	
Ditches Graded	437 lin. ft.	59 hrs.	
Culverts Installed	82 lin. ft.	43 hrs.	
72 Hour Cleanups	42 each	118 hrs.	
Sidewalks	2,150 square feet	169.5 hrs.	
Potholes Patched	1,263 each	142 hrs.	
Asphalt Street Repairs	122 sq. yards	119 hrs.	
Alley Grading	700 lin. ft.	N/A.	
Dura Patcher – Spray Patches	370 each	299 hrs.	
Street Sweeping	622.1 miles	416.5 hrs.	
Signs Installed	40 each	N/A	
Decals Made	68 each	N/A	
Line Striping	139,346 lin. ft.	N/A	
Tree Removals	125” (5 each)	N/A	
City Mowing	N/A	370.5 hrs.	

Water Production Division
Monthly Activity Report
August 2020
(updated information in bold text)

Lake Decatur Dredging Basins 1 through 4: **Great Lakes Dredge & Dock completed this 6-year project on August 24. The project removed 103.5% of the amount of sediment under contract and was $347,698 under budget.**

Lake Decatur Landscape Maintenance: A portion of this year's project is to maintain native grasses and plants established with the assistance of the Macon County Conservation District (MCCD) at a site adjacent to Lake Shore Drive at M. L. King Jr. Drive. **Specifications for the rest of this year's project at Lincoln Park Drive and U.S. Business Route 51 were submitted to the Purchasing Division to obtain bids.**

Lake Decatur Raw Water Intakes and Pump Station Study: **Crawford, Murphy & Tilly conducted the project startup meeting. On site work will begin in September.**

Lake Decatur Water Level: **The level of Lake Decatur was maintained at an average of 614.2 feet above mean sea level (97% full) which is on target for August.**

Lake Decatur Watershed Management Plan: Northwater Consulting continued work on watershed monitoring options, strategic partnership coordination, two grant applications and the watershed technical analysis.

Oakley Sediment Basin Management: **A small portion of the basin interior was mowed to prepare for possible agricultural production this fall. A large percentage of the basin's sediment is still too wet to operate equipment on.**

Performance Outcomes:

1. Meet or exceed the federal and state drinking water standard for turbidity, chlorine and nitrate. All of these standards were met or exceeded this month.

2. Monitor safety on Lake Decatur by recording the number of boat accidents and boat operating under the influences (OUIs) on the lake annually. **One accident and no OUIs occurred this month.**
3. Reduce the amount of sediment accumulating in the lake annually. Data for this outcome has not been obtained yet.

South Water Treatment Plant East Clarifiers to Claricones Conversion: Crawford, Murphy & Tilly has completed 99% of the engineering and construction bid specifications. This project is on hold pending the recommendations of the Water Utility Long Term Sustainability Plan.

Water Production: **627.9 million gallons of potable water were pumped into the water distribution system which was 2.48% less than August 2019.**

August 2020

Water Services: Staff repaired 3 water main failures, 39 water services, 6 system valves and 3 fire hydrants. Inspected 13 system valves and 1 fire hydrant and completed 1,981 Utility Billing orders and 67 distribution system orders.

Staff assisted with the 2020 Water Main Replacement Project testing and flushed the distribution system at several locations in the city.